

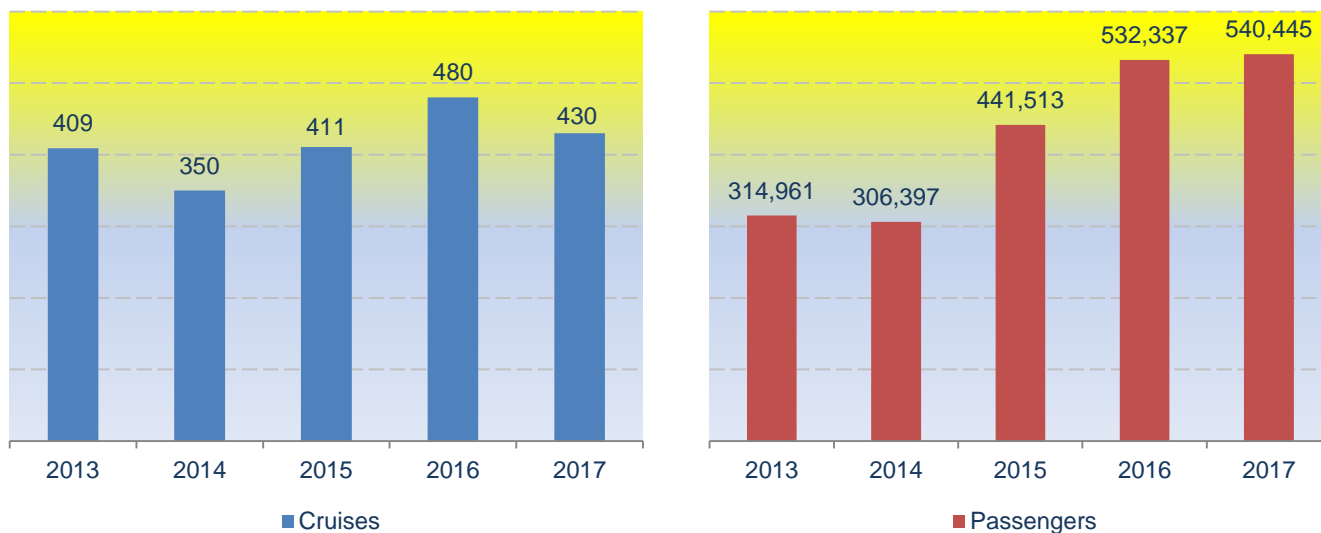
## Foreign vessels on cruise 2017

In 2017, foreign vessels realised 430 cruises in Montenegro. Total of 540 445 passengers arrived during these cruises.

In comparison with 2016, the number of cruises decreased by 10.4%, while the number of passengers on these cruises increased by 1.5%.

By flag of vessels, the structure of foreign vessels on cruise entered internal sea waters of Montenegro in 2017 was the following: Bahamas (29.3%), Malta (28.1%), Panama (8.1%), Belgium (6.7%), Bermuda (6.3%), Italy (4.2%), Greece (3.5%), Marshall Islands (3.3%), etc.

**Graph 1 Number of cruises and passengers on foreign vessels on cruise in Montenegro**



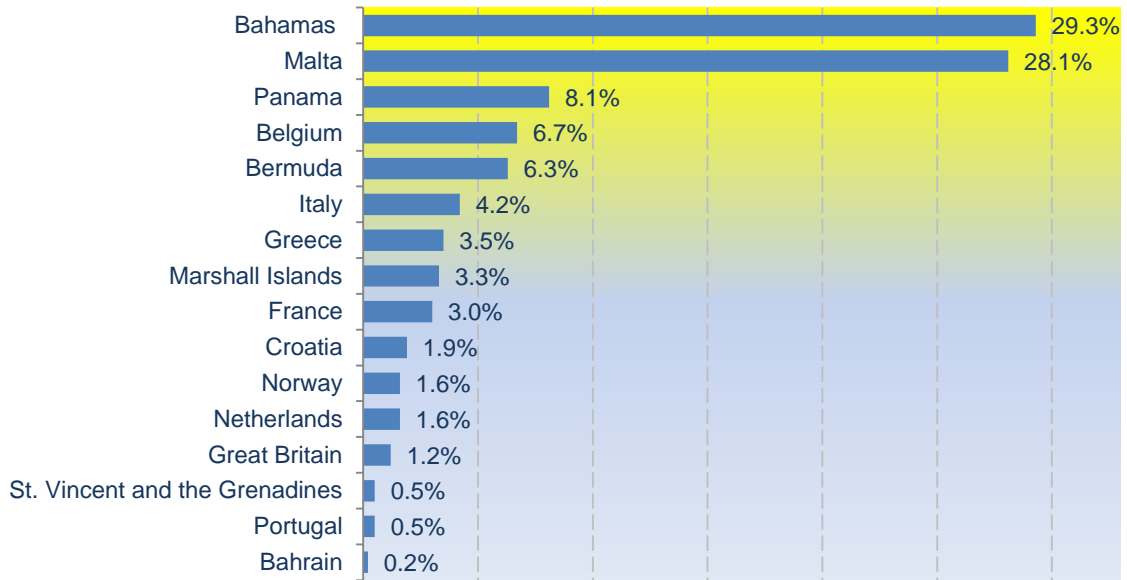
**Table 1 Cruises of foreign vessels in Montenegro,  
2017**

|                   | 2017    | 2016    | Indices 2017/2016 |
|-------------------|---------|---------|-------------------|
| <b>Cruises</b>    | 430     | 480     | 89.6              |
| <b>Passengers</b> | 540 445 | 532 337 | 101.5             |

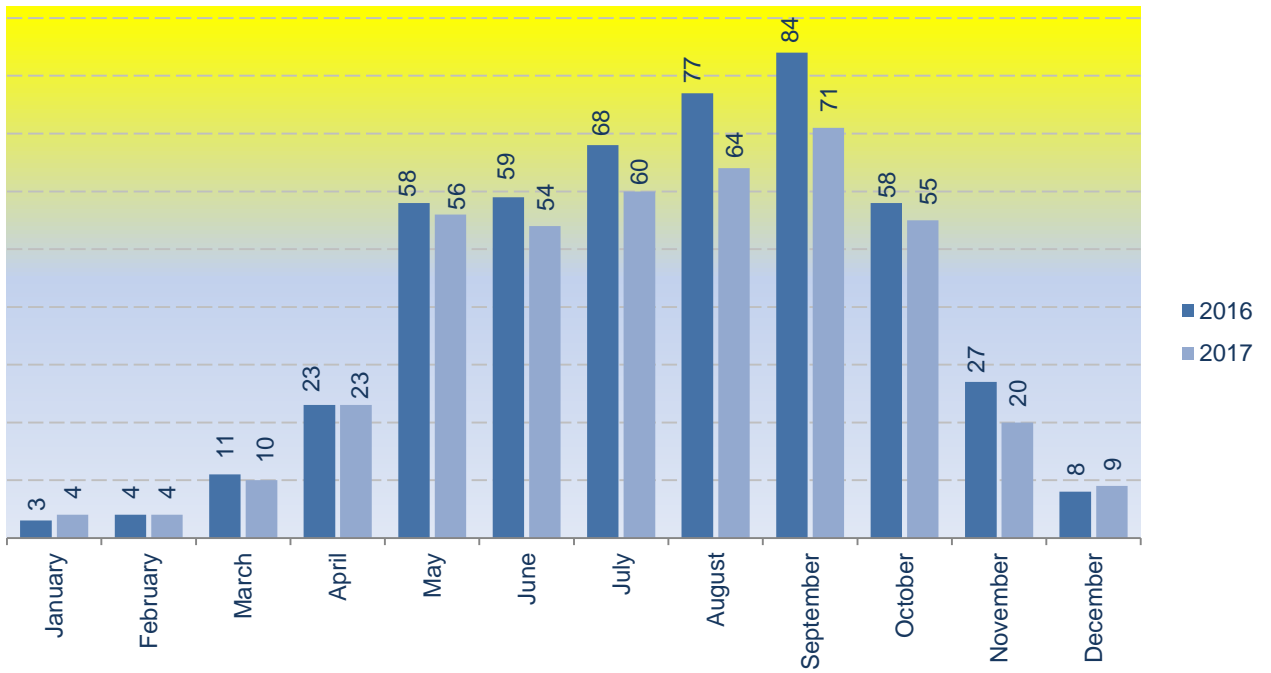
**Table 2 Cruises of foreign vessels in Montenegro  
by flag under which they arrive, 2017**

|                                | Cruises<br>(1) | Passengers<br>(2) | Structure<br>(1) in % |
|--------------------------------|----------------|-------------------|-----------------------|
| <b>Total</b>                   | <b>430</b>     | <b>540 445</b>    | <b>100.0</b>          |
| <b>Flag</b>                    |                |                   |                       |
| Bahamas                        | 126            | 157 751           | 29.3                  |
| Bahrain                        | 1              | 568               | 0.2                   |
| Belgium                        | 29             | 4 887             | 6.7                   |
| Bermuda                        | 27             | 79 973            | 6.3                   |
| Croatia                        | 8              | 259               | 1.9                   |
| France                         | 13             | 2 915             | 3.0                   |
| Greece                         | 15             | 574               | 3.5                   |
| Italy                          | 18             | 43 448            | 4.2                   |
| Malta                          | 121            | 102 319           | 28.1                  |
| Netherlands                    | 7              | 14 111            | 1.6                   |
| Norway                         | 7              | 6 073             | 1.6                   |
| Marshall Islands               | 14             | 14 492            | 3.3                   |
| Panama                         | 35             | 96 250            | 8.1                   |
| Portugal                       | 2              | 729               | 0.5                   |
| St. Vincent and the Grenadines | 2              | 169               | 0.5                   |
| Great Britain                  | 5              | 15 927            | 1.2                   |

**Graph 2 Structure of foreign vessels on cruise by flag under which they arrive, 2017**



**Graph 3 Cruises of foreign vessels by months**



## METHODOLOGICAL NOTES

Survey on cruises of foreign vessels aims to provide data on number of realised cruises of foreign vessels entering in the internal sea waters of Montenegro, as well as number of passengers on these cruises. The data collection is done by reporting method (TU-19 form). Reporting units are seaports. The report is filled for the first entry of vessel in the internal sea waters of Montenegro.

A journey is an entry of a foreign vessel on cruise into the first seaport of the internal sea waters of the Montenegro.

A passenger is any person who arrived by ship irrespective of age providing that he/she is not a crew member.

According to the [Revision policy](#) of the Statistical Office, the final data shall be published with the date defined by the Statistical Release Calendar.

Issued and printed by Statistical Office of Montenegro (MONSTAT)  
81000 Podgorica, IV Proleterske 2  
Phone (+382) 20 230-811; Fax (+382) 20 230-814

*The release prepared by:*

**Ivana CIMBALJEVIC and Boris MURATOVIC**

**Tel. +382-20-230 837**

*e-mail:* [contact@monstat.org](mailto:contact@monstat.org)