

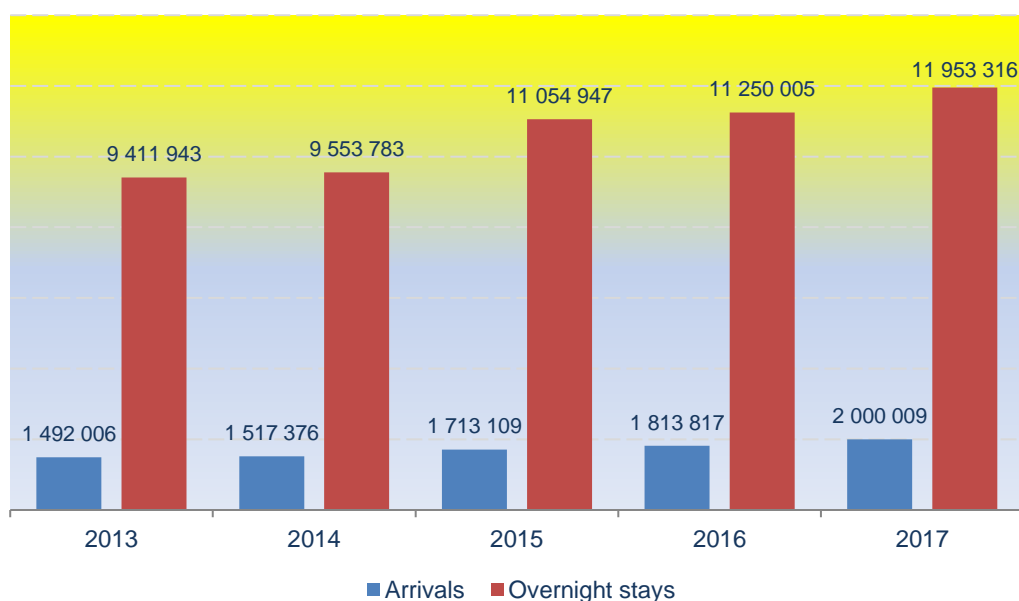
Survey on arrivals and overnight stays of tourists, total 2017^(p)

In Montenegro, in 2017, tourist realised 10.3% more arrivals compared to 2016, while the number of overnight stays increased by 6.3%. Overnight stays of foreign tourists represent 96.0%, while the domestic tourists represent 4.0% of all overnight stays.

Concerning the structure of overnight stays of foreign tourist, in 2017, the most of them were realized by tourists from Russia (26.7%), Serbia (25.7%), Bosnia and Herzegovina (9.4%), Ukraine (3.8%), Germany (2.7%), Poland (2.6%), France (2.6%) and Kosovo (2.2%). Tourists from other countries realised 24.3% overnight stays.

Concerning the structure of overnight stays by type of resort, in 2017, most of them were realised in seaside resorts (94.9%), capital (2.2%), in mountain resorts (1.6%) and in other tourist resorts (1.3 %).

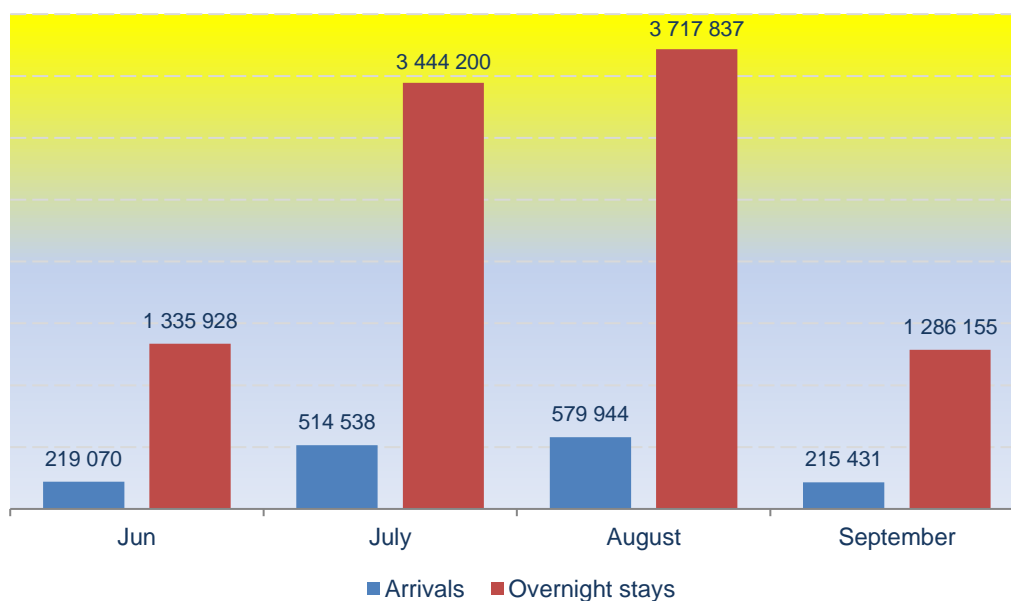
**Graph 1 Arrivals and overnight stays of tourists, total
2013-2017**



**Table 1 Arrivals and overnight stays of tourists by months, total
2017**

Month	Arrivals of tourists			Overnight stays of tourists		
	Foreign	Domestic	Total	Foreign	Domestic	Total
	(1)	(2)	(3)=(1)+(2)	(1)	(2)	(3)=(1)+(2)
2017	1 877 212	122 797	2 000 009	11 470 132	483 184	11 953 316
Jan	19 861	5 781	25 642	113 238	18 563	131 801
Feb	24 518	5 348	29 866	132 311	19 423	151 734
Mar	35 451	6 250	41 701	187 733	23 645	211 378
Apr	73 091	7 153	80 244	303 768	22 619	326 387
May	108 742	12 500	121 242	513 594	44 386	557 980
Jun	205 508	13 562	219 070	1 277 027	58 901	1 335 928
Jul	499 364	15 174	514 538	3 366 494	77 706	3 444 200
Aug	563 936	16 008	579 944	3 631 847	85 990	3 717 837
Sep	200 808	14 623	215 431	1 231 970	54 185	1 286 155
Oct	75 775	10 860	86 635	379 800	35 377	415 177
Nov	36 252	7 427	43 679	177 526	22 860	200 386
Dec	33 906	8 111	42 017	154 824	19 529	174 353

**Graph 2 Arrivals and overnight stays of tourists in high season, total
2017**



**Table 2 Arrivals and overnight stays of tourists
by type of accommodation establishment, total 2017**

	Arrivals of tourists			Overnight stays of tourists		
	Foreign	Domestic	Total	Foreign	Domestic	Total
	(1)	(2)	(3)=(1)+(2)	(1)	(2)	(3)=(1)+(2)
Total	1 877 212	122 797	2 000 009	11 470 132	483 184	11 953 316
Collective accommodation	843 609	111 890	955 499	3 459 000	431 370	3 890 370
Hotel	559 911	69 732	629 643	2 301 634	198 999	2 500 633
Garni hotel	32 596	2 427	35 023	105 437	6 252	111 689
Small hotel	107 271	10 839	118 110	295 775	29 220	324 995
Boutique hotel	19 697	634	20 331	48 933	1 082	50 015
All-suite hotel	7 548	503	8 051	39 765	1 778	41 543
Tourist resort	62 918	4 137	67 055	380 081	18 927	399 008
Motel	438	127	565	1 035	256	1 291
Inn	729	24	753	1 047	56	1 103
Boarding house	4 391	250	4 641	30 168	2 238	32 406
Camping site	6 746	266	7 012	23 974	668	24 642
Ethno village	1 371	148	1 519	2 773	268	3 041
Eco lodge	238	49	287	238	49	287
Vacation establishment	12 760	13 595	26 355	82 170	49 025	131 195
Hostel	16 946	287	17 233	49 070	2 238	51 308
Spa	10 049	8 872	18 921	96 900	120 314	217 214
Individual accommodation	1 033 603	10 907	1 044 510	8 011 132	51 814	8 062 946

**Graph 3 Structure of arrivals and overnight stays of tourists, total
2017**

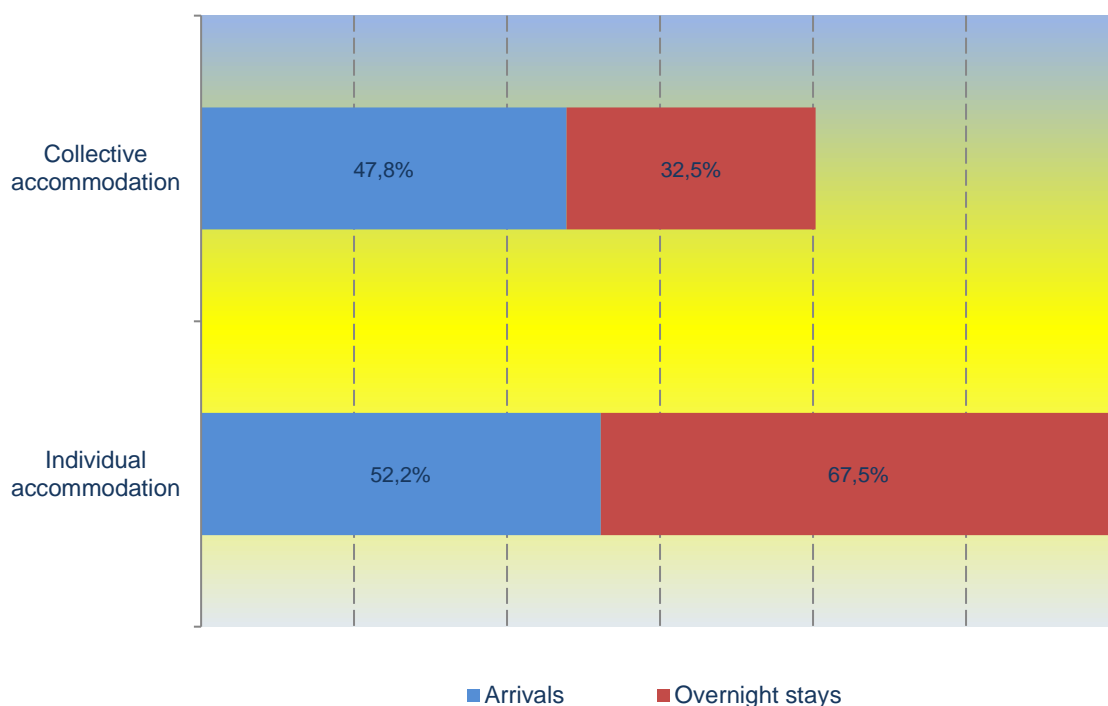
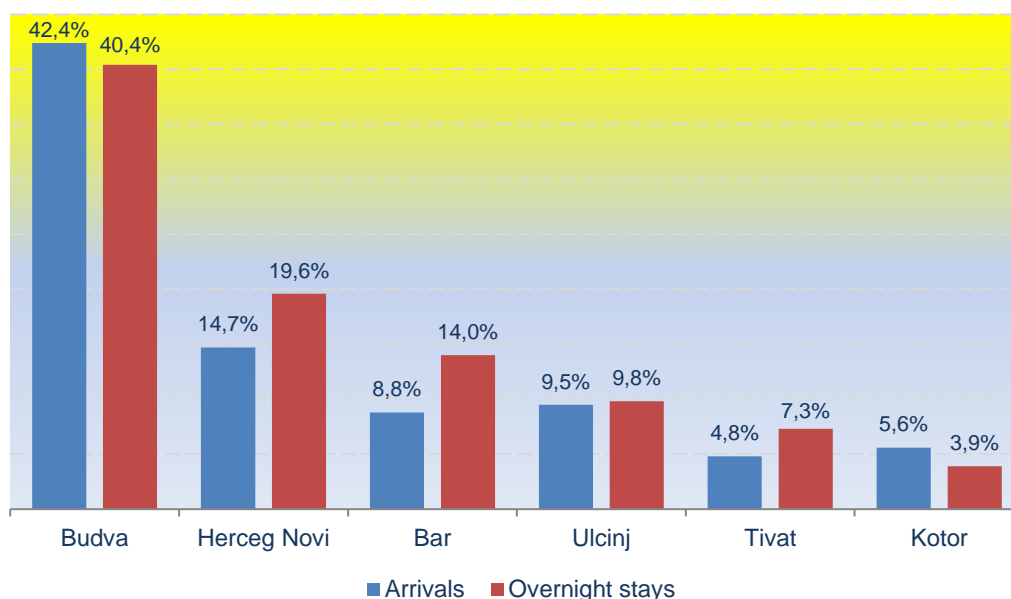


Table 3 Arrivals and overnight stays of tourists by municipalities, total 2017

Municipality	Arrivals of tourists				Overnight stays of tourists			
	Foreign	Domestic	Total	Structure	Foreign	Domestic	Total	Structure
	(1)	(2)	(3)=(1)+(2)	(3) in %	(1)	(2)	(3)=(1)+(2)	(3) in %
Total	1 877 212	122 797	2 000 009	100.0	11 470 132	483 184	11 953 316	100.0
Andrijevica	220	273	493	0.0	232	356	588	0.0
Bar	164 274	10 828	175 102	8.8	1 630 468	43 169	1 673 637	14.0
Berane	1 615	1 444	3 059	0.2	2 947	1 968	4 915	0.0
Bijelo Polje	5 286	2 546	7 832	0.4	19 621	5 148	24 769	0.2
Budva	821 795	26 648	848 443	42.4	4 731 639	92 879	4 824 518	40.4
Cetinje	9 296	11 592	20 888	1.1	26 759	36 531	63 290	0.5
Danilovgrad	2 912	132	3 044	0.2	13 149	360	13 509	0.1
Herceg Novi	281 203	13 433	294 636	14.7	2 203 855	139 815	2 343 670	19.6
Kolasin	26 859	12 421	39 280	2.0	70 420	24 025	94 445	0.8
Kotor	111 785	1 004	112 789	5.6	463 455	3 352	466 807	3.9
Mojkovac	1 869	287	2 156	0.1	3 143	555	3 698	0.0
Niksic	7 291	1 524	8 815	0.4	17 902	4 454	22 356	0.2
Plav	2 328	351	2 679	0.1	4 510	703	5 213	0.1
Pljevlja	4 233	2 827	7 060	0.4	9 529	7 469	16 998	0.1
Pluzine	4 091	325	4 416	0.2	6 194	527	6 721	0.1
Podgorica	131 681	14 514	146 195	7.3	228 170	33 049	261 219	2.2
Rozaje	1 333	1 026	2 359	0.1	1 481	1 193	2 674	0.0
Savnik	852	52	904	0.0	949	56	1 005	0.0
Tivat	90 379	6 005	96 384	4.8	850 213	19 329	869 542	7.3
Ulcinj	179 366	9 731	189 097	9.5	1 115 200	53 800	1 169 000	9.8
Zabljak	28 544	5 834	34 378	1.7	70 296	14 446	84 742	0.7

Graph 4 Structure of arrivals and overnight stays of tourists in the most visited municipalities, total 2017



**Table 4 Arrivals and overnight stays of foreign tourists
by country of residence, total 2017**

Country	Arrivals	Structure, in %	Overnight stays	Structure, in %
Foreign tourists	1 877 212	100.0	11 470 132	100.0
Europe	1 742 778	92.8	11 093 406	96.7
Albania	56 206	3.0	214 365	1.9
Austria	18 256	1.0	82 940	0.7
Belgium	16 189	0.9	72 271	0.6
Belarus	31 211	1.7	223 432	1.9
Bosnia and Herzegovina	183 690	9.8	1 083 048	9.4
Bulgaria	10 370	0.6	33 872	0.3
Czech Republic	18 858	1.0	121 870	1.1
Denmark	6 342	0.3	31 343	0.3
Estonia	3 155	0.2	18 590	0.2
Finland	9 768	0.5	48 791	0.4
France	60 865	3.2	292 545	2.6
Greece	6 547	0.3	13 893	0.1
Netherlands	13 856	0.7	65 463	0.6
Croatia	28 597	1.5	107 328	0.9
Ireland	3 360	0.2	14 266	0.1
Iceland	700	0.0	2 497	0.0
Italy	35 525	1.9	142 410	1.2
Cyprus	851	0.0	2 692	0.0
Kosovo	46 948	2.5	255 117	2.2
Latvia	2 514	0.1	15 111	0.1
Lithuania	3 815	0.2	20 717	0.2
Luxembourg	1 289	0.1	7 440	0.1
Hungary	27 184	1.4	137 272	1.2
Malta	518	0.0	1 882	0.0
Macedonia	25 486	1.4	157 658	1.4
Norway	10 579	0.6	80 387	0.7
Germany	57 813	3.1	313 748	2.7
Poland	56 061	3.0	292 779	2.6
Portugal	2 071	0.1	6 949	0.1
Romania	22 605	1.2	102 941	0.9
Russia	350 468	18.7	3 059 123	26.7
Slovakia	8 597	0.5	51 286	0.4
Slovenia	21 571	1.1	89 550	0.8
Serbia	405 426	21.6	2 942 858	25.7
Spain	6 155	0.3	16 741	0.1
Switzerland (including Liechtenstein)	14 749	0.8	68 557	0.6
Sweden	21 560	1.1	130 232	1.1
Turkey	45 947	2.4	94 467	0.8
Ukraine	57 795	3.1	439 255	3.8
United Kingdom	42 360	2.3	210 999	1.8
Other European countries	6 921	0.4	26 721	0.2

**Table 4 Arrivals and overnight stays of foreign tourists
by country of residence, total 2017**

<i>follow-up</i>				
Country	Arrivals	Structure, in %	Overnight stays	Structure, in %
Non-European countries	134 434	7.2	376 726	3.3
South Africa	915	0.0	3 806	0.0
Other African countries	2 236	0.1	6 304	0.1
Canada	7 158	0.4	29 024	0.3
USA	23 842	1.3	79 065	0.7
Other Northern American countries	1 065	0.1	4 416	0.0
Argentina	631	0.0	1 545	0.0
Brazil	1 668	0.1	3 752	0.0
Chile	235	0.0	507	0.0
Other Central or South American countries	2 934	0.2	7 863	0.1
China (including Hong Kong)	23 495	1.3	33 810	0.3
Japan	2 971	0.2	6 122	0.1
Republic of Korea	5 844	0.3	7 444	0.1
Israel	30 506	1.6	92 145	0.8
India	1 382	0.1	4 495	0.0
Azerbaijan	806	0.0	4 287	0.0
Other Asian countries	18 387	1.0	60 248	0.5
Australia	7 483	0.4	24 139	0.2
New Zealand	1 394	0.1	4 146	0.0
Oceania and other territories	1 482	0.1	3 608	0.0

METHODOLOGICAL NOTES

Survey on total tourist arrivals and overnight stays combines tourism traffic (arrivals and overnight stays) in the collective and in the individual / private accommodation.

Data on tourist traffic in collective accommodation (number of arrivals and overnight stays) have been collected by regular Monthly report on tourists arrivals and overnight stays in the collective accommodation establishments (form TU-11). Reports are made according to guest books which are led by receptions of collective accommodation establishments (all types of hotels, vacation facilities, boarding houses, motels, tourist resorts, hostels, etc.).

Since 2017 the methodology for calculating individual accommodation, in the process of data collection and processing, has included the following data sources: administrative databases (Local Tourism Organizations, Ministry of the Interior, Ministry of Sustainable Development and Tourism, National Tourism Organization, Secretariats of Local Self-Government) and statistical sources and records. The newly established administrative data sources are the result of new legislation, such as the register of residence registration (ie. Database RB90) under the jurisdiction of the Ministry of the Interior (regulated by the Law on Foreigners – “Official Gazette of Montenegro”, no. 056/14 of 12.24.2014 , 028/15 of 03.06.2015, 016/16 of 08.03.2016). Due to the mentioned changes in methodology in the process of data collection and processing (inclusion of newly established data sources and development of data records - administrative bases / registers of other institutions), data of individual accommodation by municipalities and on monthly basis for 2017 are not fully comparable with the same data from previous years.

The aim of the survey on total arrivals and overnight stays is to provide basic information about the scope of traffic (arrivals and overnight stays) of domestic and foreign tourists.

The survey collects data on:

- number of arrivals and overnight stays of domestic and foreign tourists in all accommodation establishments in Montenegro;
- structure of arrivals and overnight stays of foreign tourists by country of residence in all accommodation establishments in Montenegro.

The survey covers all official data of catering establishments in the territory of Montenegro which provides accommodation services in houses and rooms for rent, as well as tourist apartments.

Tourist is a person who spends at least one night in an accommodation facility or some other object for accommodation of tourist, in a place other than his/her place of permanent residence for the reasons of rest or recreation, health, studies, sports, religion, family, business, public missions or meetings. Tourists do not include migrants, border workers, diplomats, member of military forces in the regular duty, refugees, etc.

Domestic tourist is a person with permanent residence in Montenegro who temporarily resides in any place of Montenegro, and spends at least one night in accommodation facility.

Foreign tourist is a person with permanent residence outside Montenegro, who temporarily resides in any place in Montenegro, and spends at least one night in an accommodation facility.

Issued and printed by Statistical Office of Montenegro (MONSTAT)
81000 Podgorica, IV Proleterske 2
Phone (+382) 20 230-811; Fax (+382) 20 230-814

The release prepared by:

Ivana CIMBALJEVIC and Boris MURATOVIC

Tel. +382-20-230 837

e-mail: contact@monstat.org