

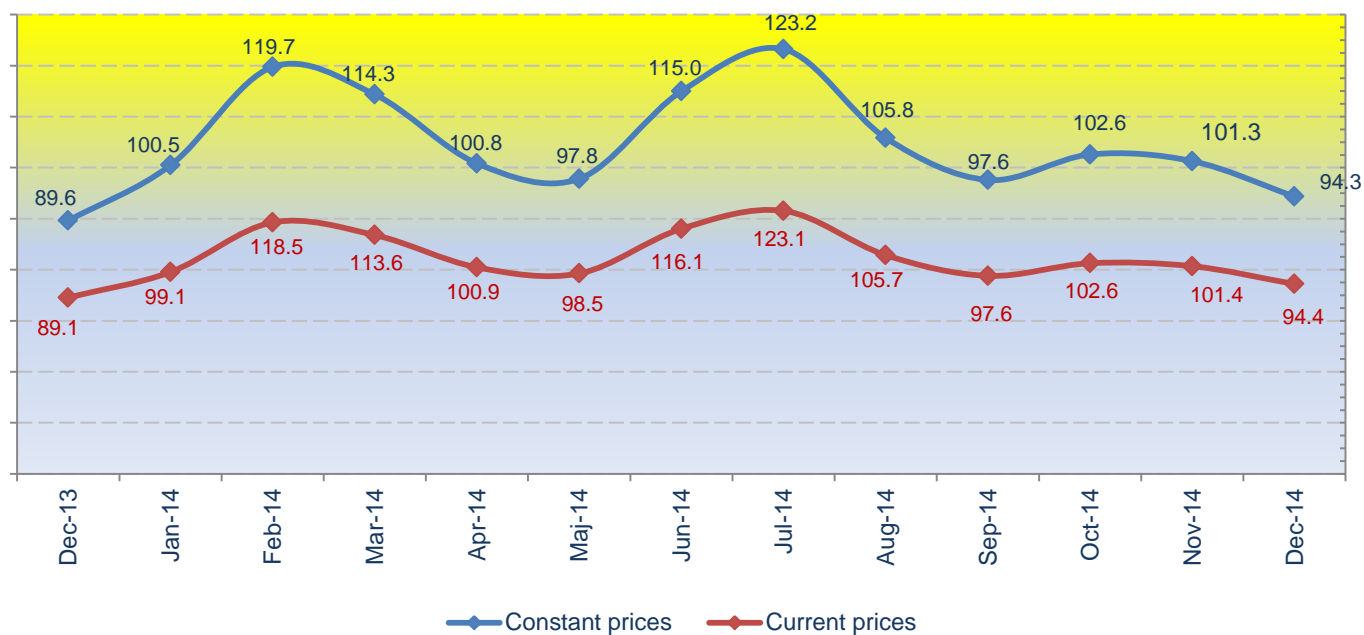
Annual release of the wholesale and retail trade of motor vehicles and motorcycles

Total turnover in wholesale and retail trade of motor vehicles and motorcycles in Montenegro in 2014, in comparison with 2013, is less for 1.7%. Turnover in wholesale is less for 10.4% and in retail trade for 5.7% in comparison with 2013.

Table 1. Turnover indices in 2014 in comparison with 2013

TURNOVER	2013 2012	2014 2013
Total turnover in wholesale and retail trade of motor vehicles and motorcycles (area 45)	99.2	98.3
Turnover in wholesale of motor vehicles and motorcycles	97.5	89.6
Turnover in retail trade of motor vehicles and motorcycles	98.4	105.7

Chart 1. Annual indices in retail trade of motor vehicles and motorcycles in constant prices and current prices



Total number of stores in the wholesale and retail trade of motor vehicles and motorcycles is higher by 2.1% in 2014 compared to the 2013. Number of stores in wholesale of motor vehicles and motorcycles is less for 4.1% and in retail trade of motor vehicles and motorcycles is higher for 3.3% in 2014, in comparison with 2013.

Table 2.: Indecies of number of stores in 2014 in comparison with 2013.

NUMBER OF STORES	<u>2013</u> 2012	<u>2014</u> 2013
Total turnover in wholesale and retail trade of motor vehicles and motorcycles (area 45)	100.5	102.1
Turnover in wholesale of motor vehicles and motorcycles	98.2	95.9
Turnover in retail trade of motor vehicles and motorcycles	101.0	103.3

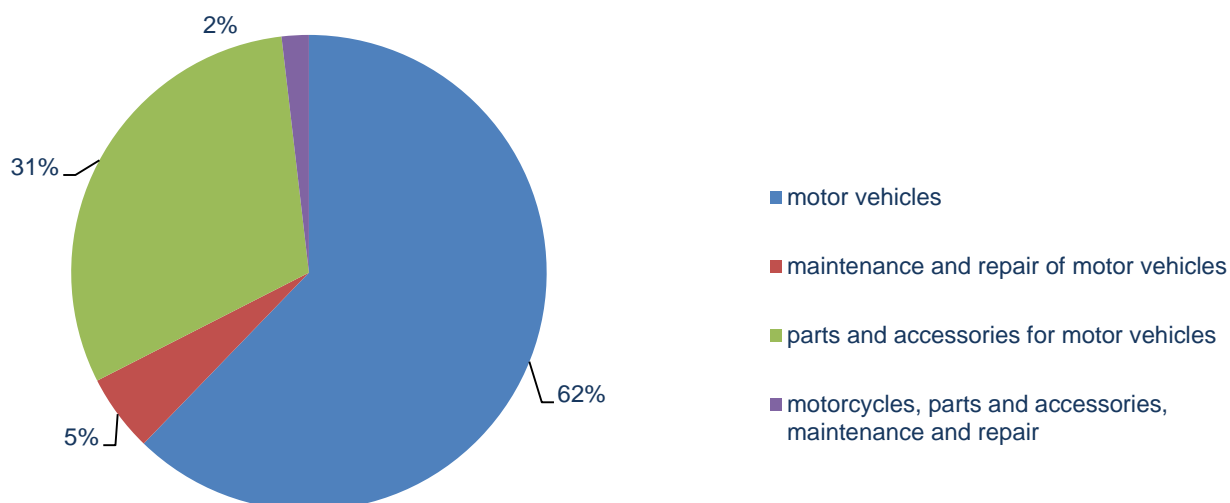
Table 3.: Indecies of number of employees in 2014 in comparison with 2013

NUMBER OF EMPLOYEES	<u>2013</u> 2012	<u>2014</u> 2013
Total turnover in wholesale and retail trade of motor vehicles and motorcycles (area 45)	99.0	102.8
Turnover in wholesale of motor vehicles and motorcycles	98.2	97.7
Turnover in retail trade of motor vehicles and motorcycles	99.3	104.8

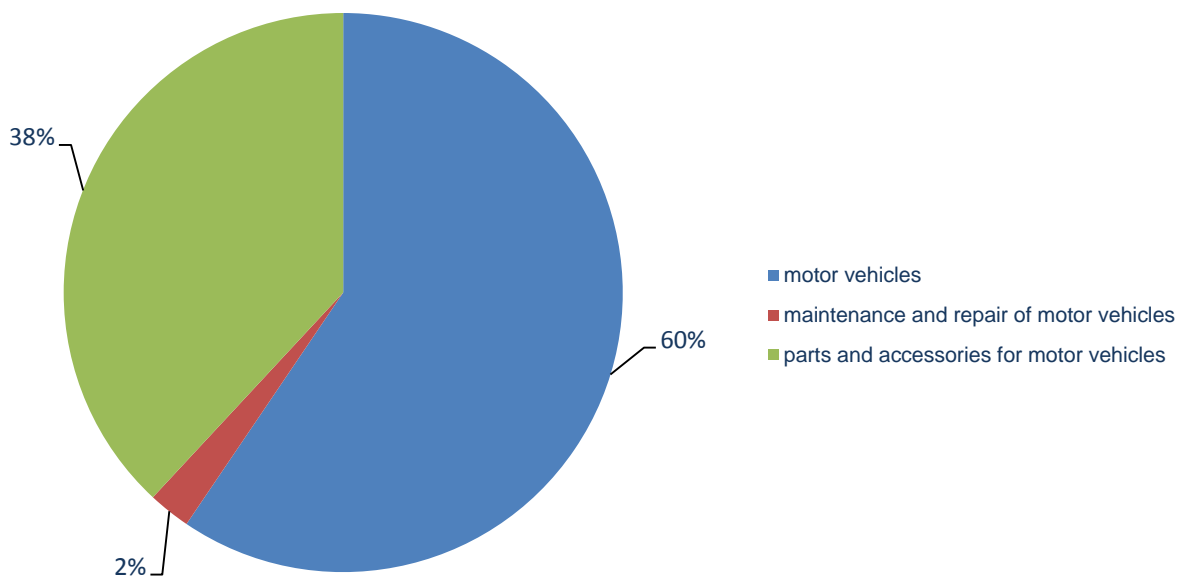
Number of employees in the wholesale and retail trade of motor vehicles and motorcycles is higher by 2.8% in 2014 compared to the 2013.

Number of employess in wholesale of motor vehicles and motorcycles is less for 2.3% and in retail trade of motor vehicles and motorcycles is higher for 4.8% in 2014. in comparison with 2013.

Graph 2. Structure of the total turnover of the wholesale and retail trade of motor vehicles and motorcycles in 2014



Graph 3. Structure of the turnover in the wholesale of motor vehicles and motorcycles in 2014



Graph 4. Structure of the turnover in the retail trade of motor vehicles and motorcycles in 2014.

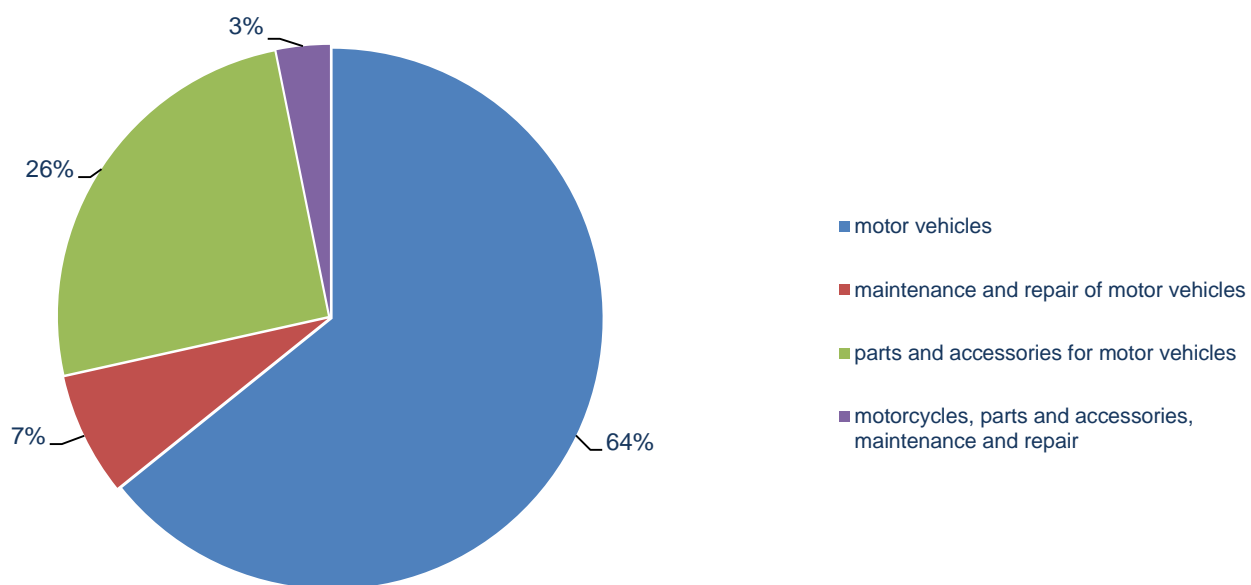


Table 4.: Turnover indecies in retail trade of motor vehicles and motorcycles in 2014 compared to the 2013. by individual categories turnover

	Total turnover in wholesale and retail trade of motor vehicles and motorcycles (area 45)		Turnover in wholesale of motor vehicles and motorcycles		Turnover in retail trade of motor vehicles and motorcycles	
	<u>2013</u> 2012	<u>2014</u> 2013	<u>2013</u> 2012	<u>2014</u> 2013	<u>2013</u> 2012	<u>2014</u> 2013
Motor vehicles	97.8	104.1	92.3	91.3	103.4	114.9
Maintenance and repair of motor vehicles	87.7	109.4	81.2	84.8	90.1	117.7
Parts and accessories for motor vehicles	98.5	87.7	108.2	87.4	89.8	88.0
Motorcycles. parts and accessories. maintenance and repair	109.5	85.0	-		109.5	85.0

METHODOLOGICAL NOTES

Data source

The data on trade of motor vehicles and motorcycles are collected by regular monthly survey. The survey is sample based, and it covers enterprises classified within Register of Classifying Units in area 45 according to activity classification NACE Rev.2. Until January 2012. Trade of motor vehicles and motorcycles was observed through Monthly survey on retail trade (Trg10). Having applied new activity classification NACE Rev.2, data on trade of motor vehicles and motorcycles are obtained through a separate monthly survey Trg10M and annually survey TRG10g.

Coverage

Statistics on retail trade of motor vehicles and motorcycles also covers and presents turnover of enterprises with main activity in area 45. This annually survey on retail trade is conducted on the basis of sample covering all large and medium enterprises, and small and micro enterprises are defined by random sample approach.

Definitions

The turnover in the wholesale trade is a value of goods delivered by companies/organizations engaged in the turnover: wholesale trade companies other companies for further manufacturing and large customers for their own consumption (health and social care organizations, education, defence, etc.).

Turnover of goods in retail trade is a value of sold goods enterprise which was sold to final consumers, i.e. population for personal consumption household use, and both legal and natural persons for performing activities.

Total turnover in the wholesale and retail trade of motor vehicles and motorcycles is the sum of the wholesale turnover retail trade motor vehicles and motorcycles and other activities in which the company is engaged.

Published and printed by Statistical Office of Montenegro (MONSTAT)
81000 Podgorica, IV Proleterske 2. Phone: (+382) 20 230 811. Fax: (+382) 20 230 814

The release prepared by:

Milena Jolic

Phone +382 20 230 837

contact@monstat.org