

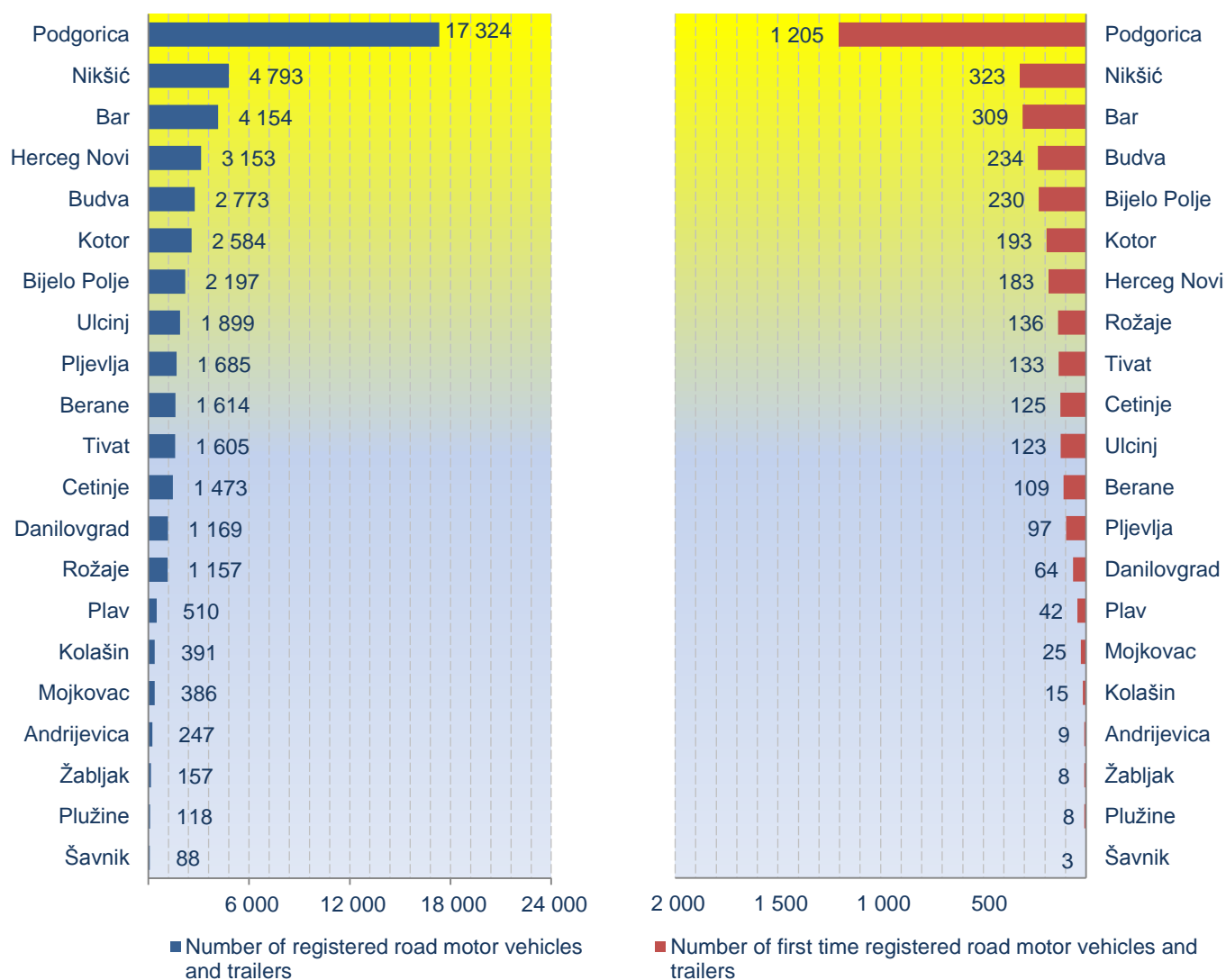
When using these data,  
please name the source.

## Number of registered road motor vehicles and trailers *The fourth quarter 2013*

Number of registered road motor vehicles and trailers in the fourth quarter 2013 is 49 477, which is a increase of 2.1% in comparison with the same quarter of previous year.

Number of first time registered road motor vehicles and trailers in the fourth quarter 2013 is 3 574, which is a increase of 8.4% in comparison with the same quarter of previous year.<sup>1</sup>

**Chart 1. and 2. Number of registered and for the first time registered road motor vehicles and trailers**



<sup>1</sup>First time registered vehicles include: new and used imported vehicles, i.e. vehicles for the first time registered.

**Table 1. Number of registered road motor vehicles and trailers  
the fourth quarter 2013**

Type of vehicle/ Municipality	Motorcycles	Passenger cars	Vans	Buses	Goods road vehicles
<b>Sum</b>	<b>264</b>	<b>44 664</b>	<b>166</b>	<b>240</b>	<b>3 070</b>
Andrijevica	0	225	4	0	8
Bar	28	3 763	21	4	246
Berane	3	1 467	22	14	75
Bijelo Polje	0	1 897	5	13	147
Budva	40	2 498	10	12	181
Cetinje	5	1 345	0	6	71
Danilovgrad	2	1 037	8	20	83
Herceg Novi	43	2 837	18	15	169
Kolasin	2	351	4	4	22
Kotor	36	2 286	20	6	148
Mojkovac	3	352	7	1	17
Niksic	6	4 300	10	38	336
Plav	2	481	3	2	15
Pljevlja	2	1 519	1	17	101
Pluzine	1	110	1	1	3
Podgorica	56	15 739	4	70	1 182
Rozaje	1	1 008	22	7	56
Tivat	18	1 467	3	3	89
Ulcinj	15	1 755	2	6	108
Savnik	0	80	1	1	5
Zabljak	1	147	0	0	8

*/continue/*

Type of vehicle/ Municipality	Special purpose vehicles	Road tractors	Trailers	Agricultural tractors	Sum
<b>Sum</b>	<b>247</b>	<b>244</b>	<b>490</b>	<b>92</b>	<b>49 477</b>
Andrijevica	6	1	3	0	<b>247</b>
Bar	31	28	32	1	<b>4 154</b>
Berane	11	3	15	4	<b>1 614</b>
Bijelo Polje	27	14	52	42	<b>2 197</b>
Budva	23	0	9	0	<b>2 773</b>
Cetinje	10	10	26	0	<b>1 473</b>
Danilovgrad	7	3	5	4	<b>1 169</b>
Herceg Novi	25	20	26	0	<b>3 153</b>
Kolasin	4	1	2	1	<b>391</b>
Kotor	49	14	25	0	<b>2 584</b>
Mojkovac	3	0	3	0	<b>386</b>
Niksic	6	35	61	1	<b>4 793</b>
Plav	1	2	4	0	<b>510</b>
Pljevlja	5	7	21	12	<b>1 685</b>
Pluzine	0	0	1	1	<b>118</b>
Podgorica	8	87	159	19	<b>17 324</b>
Rozaje	8	17	32	6	<b>1 157</b>
Tivat	12	1	12	0	<b>1 605</b>
Ulcinj	10	1	1	1	<b>1 899</b>
Savnik	0	0	1	0	<b>88</b>
Zabljak	1	0	0	0	<b>157</b>

**Table 2. Number of first time registered road motor vehicles and trailers  
the fourth quarter 2013**

Type of vehicle/ Municipality	Motorcycles	Passenger cars	Vans	Buses	Goods road vehicles
<b>Sum</b>	<b>48</b>	<b>3 133</b>	<b>4</b>	<b>17</b>	<b>184</b>
Andrijevica	0	9	0	0	0
Bar	3	281	0	0	20
Berane	0	97	0	0	5
Bijelo Polje	0	150	0	0	10
Budva	6	218	0	0	9
Cetinje	0	110	0	0	6
Danilovgrad	0	57	0	3	0
Herceg Novi	6	168	0	1	4
Kolasin	0	12	0	0	2
Kotor	9	167	2	1	10
Mojkovac	0	24	0	0	1
Niksic	1	293	0	4	18
Plav	1	39	0	0	2
Pljevlja	0	85	0	2	2
Pluzine	1	5	0	0	1
Podgorica	13	1 059	0	5	76
Rozaje	0	118	2	0	7
Tivat	3	118	0	0	10
Ulcinj	4	115	0	0	1
Savnik	0	1	0	1	0
Zabljak	1	7	0	0	0

*/continue/*

Type of vehicle/ Municipality	Special purpose vehicles	Road tractors	Trailers	Agricultural tractors	Sum
<b>Sum</b>	<b>13</b>	<b>29</b>	<b>77</b>	<b>69</b>	<b>3 574</b>
Andrijevica	0	0	0	0	9
Bar	3	0	2	0	309
Berane	0	1	2	4	109
Bijelo Polje	2	4	25	39	230
Budva	1	0	0	0	234
Cetinje	0	5	4	0	125
Danilovgrad	0	0	0	4	64
Herceg Novi	2	1	1	0	183
Kolasin	0	0	0	1	15
Kotor	3	1	0	0	193
Mojkovac	0	0	0	0	25
Niksic	0	1	6	0	323
Plav	0	0	0	0	42
Pljevlja	0	1	2	5	97
Pluzine	0	0	0	1	8
Podgorica	0	14	29	9	1 205
Rozaje	0	1	3	5	136
Tivat	1	0	1	0	133
Ulcinj	1	0	1	1	123
Savnik	0	0	1	0	3
Zabljak	0	0	0	0	8

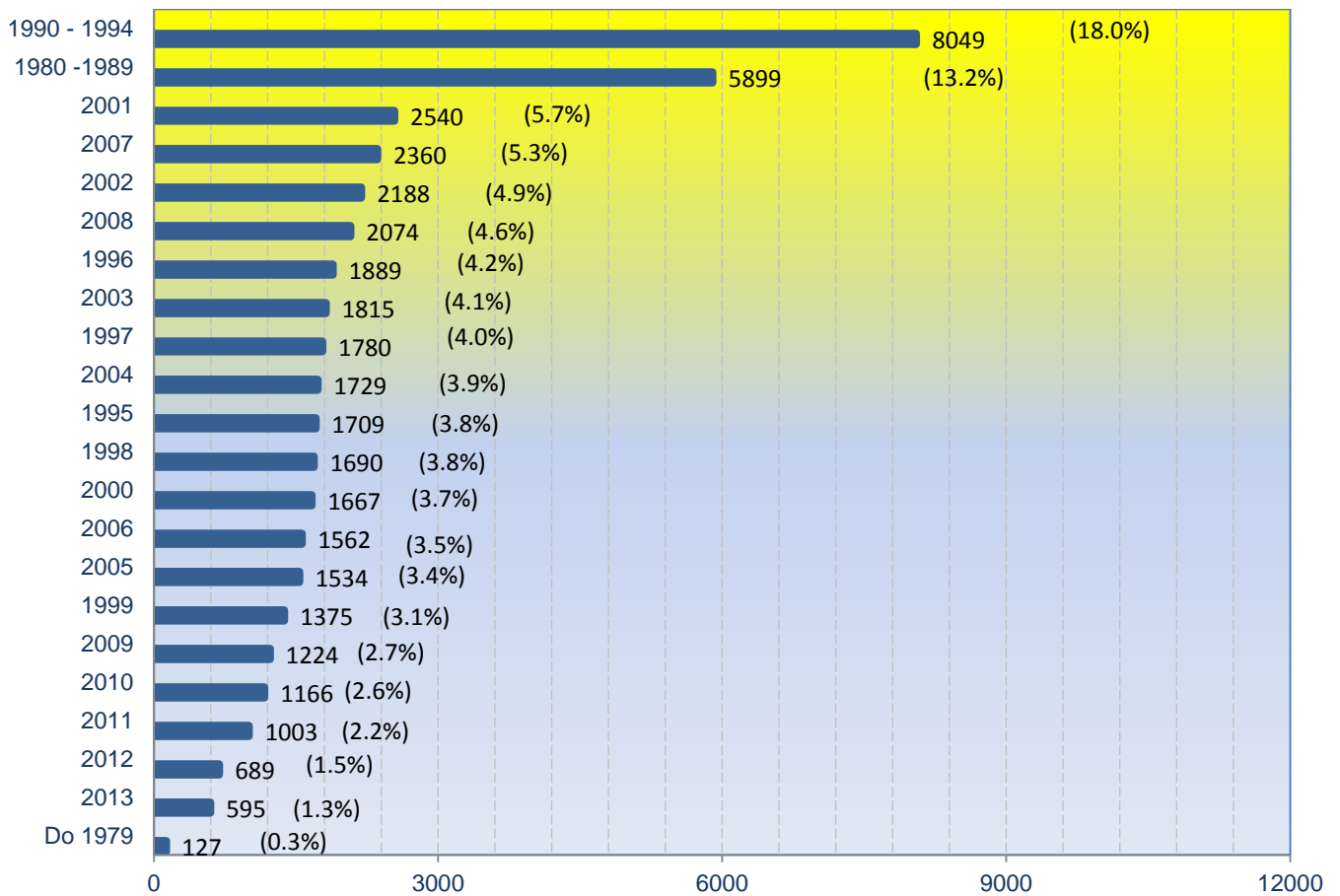
**Table 3. Number of registered road motor vehicles and trailers by age of vehicle  
the fourth quarter 2013**

<b>Production age</b>	<b>Motorcycles</b>	<b>Passenger cars</b>	<b>Vans</b>	<b>Buses</b>	<b>Goods road vehicles</b>
<b>Sum</b>	<b>264</b>	<b>44 664</b>	<b>166</b>	<b>240</b>	<b>3 070</b>
Until 1979	2	127	3	1	85
1980-1989	8	5 899	34	28	436
1990-1994	3	8 049	43	43	369
1995	1	1 709	7	10	65
1996	1	1 889	8	4	75
1997	5	1 780	9	16	125
1998	3	1 690	10	12	109
1999	8	1 375	3	6	78
2000	7	1 667	3	6	73
2001	7	2 540	3	7	117
2002	11	2 188	7	15	160
2003	11	1 815	4	19	141
2004	5	1 729	3	15	146
2005	15	1 534	6	7	162
2006	18	1 562	0	5	142
2007	46	2 360	4	11	220
2008	36	2 074	6	17	239
2009	13	1 224	3	3	77
2010	5	1 166	2	5	53
2011	16	1 003	8	8	62
2012	17	689	0	0	83
2013	26	595	0	2	53

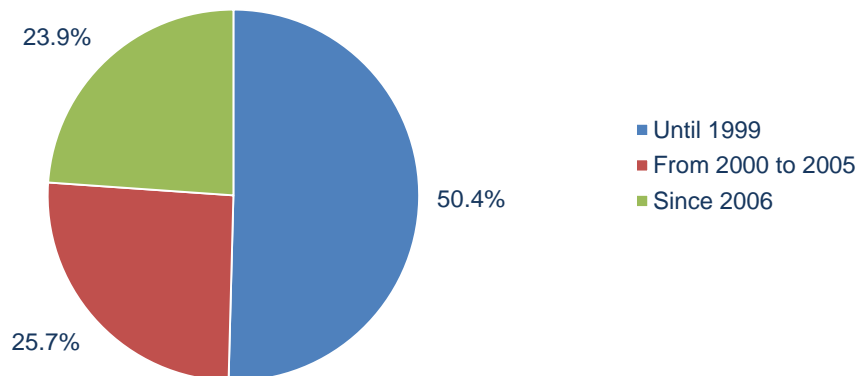
*/continue/*

<b>Production age</b>	<b>Special purpose vehicles</b>	<b>Road tractors</b>	<b>Trailers</b>	<b>Agricultural tractor</b>	<b>Sum</b>
<b>Sum</b>	<b>247</b>	<b>244</b>	<b>490</b>	<b>92</b>	<b>49 477</b>
Until 1979	9	0	18	10	<b>255</b>
1980-1989	49	1	70	31	<b>6 556</b>
1990-1994	22	14	54	16	<b>8 613</b>
1995	1	3	18	0	<b>1 814</b>
1996	8	4	14	0	<b>2 003</b>
1997	2	13	11	0	<b>1 961</b>
1998	8	11	20	1	<b>1 864</b>
1999	5	9	20	0	<b>1 504</b>
2000	5	21	18	0	<b>1 800</b>
2001	7	12	15	0	<b>2 708</b>
2002	13	17	17	0	<b>2 428</b>
2003	11	17	17	0	<b>2 035</b>
2004	8	15	24	0	<b>1 945</b>
2005	16	18	13	0	<b>1 771</b>
2006	19	15	17	2	<b>1 780</b>
2007	18	30	59	0	<b>2 748</b>
2008	24	22	38	2	<b>2 458</b>
2009	4	2	7	1	<b>1 334</b>
2010	6	7	11	3	<b>1 258</b>
2011	4	4	6	8	<b>1 119</b>
2012	5	3	9	3	<b>809</b>
2013	3	6	14	15	<b>714</b>

**Chart 3. Number of registered passenger cars by age of vehicle the fourth quarter 2013**



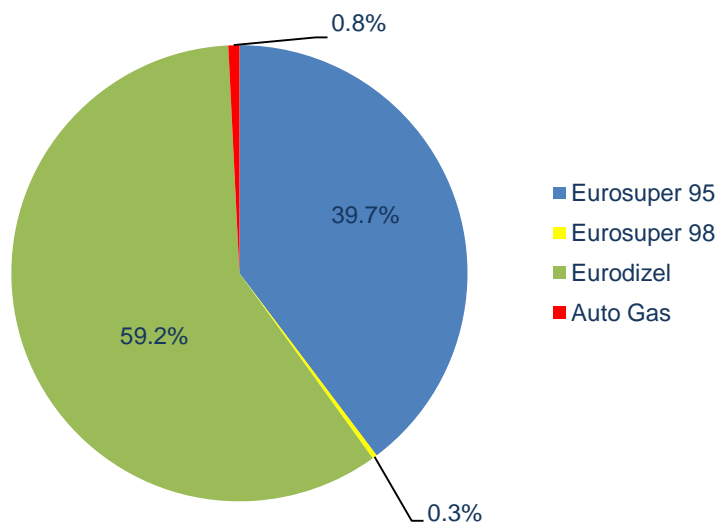
**Chart 4. Structure of registered passenger cars by age of vehicle the fourth quarter 2013**



**Table 4. Number of registered road motor vehicles by type of motor energy**

Month	Type of motor energy						Sum <sup>2</sup>
	EUROSUPER 95	EUROSUPER 98	EURODIZEL	Mixture	AUTO GAS	Electricity	
<b>2013</b>	<b>81 412</b>	<b>814</b>	<b>117 506</b>	<b>25</b>	<b>1 675</b>	<b>7</b>	<b>201 439</b>
QI	14 311	105	23 283	3	331	1	38 034
QII	23 560	208	32 053	10	452	5	56 288
QIII	24 082	335	33 192	10	510	1	58 130
QIV	19 459	166	28 978	2	382	0	48 987
<b>2012</b>	<b>82 675</b>	<b>895</b>	<b>111 016</b>	<b>28</b>	<b>1 343</b>	<b>4</b>	<b>195 961</b>
QI	14 411	130	21 339	2	249	1	36 132
QII	23 820	230	30 076	17	346	2	54 491
QIII	24 978	367	31 568	7	377	1	57 298
QIV	19 466	168	28 033	2	371	0	48 040
<b>2011</b>	<b>87 671</b>	<b>1 046</b>	<b>104 860</b>	<b>28</b>	<b>1 159</b>	<b>9</b>	<b>194 773</b>
QI	17 212	131	21 451	4	232	2	39 032

**Chart 5. Structure of registered road motor vehicles and trailers by type of motor energy**



**Table 5. Number of registered road motor vehicles and trailers in Montenegro**

Quater	Number of registered vehicles	Indices		
		2010=100	Quarterly indicies	Annual index
<b>2013</b>	<b>203 266</b>	<b>108.2</b>		
QI	38 277	81.5	79.0	104.8
QII	56 862	121.0	148.6	103.3
QIII	58 650	124.8	103.1	101.5
QIV	49 477	105.3	84.4	102.1
<b>2012</b>	<b>197 826</b>	<b>105.3</b>		
QI	36 535	77.8	77.7	92.6
QII	55 065	117.2	150.7	102.2
QIII	57 755	122.9	104.9	103.0
QIV	48 471	103.2	83.9	103.1
<b>2011</b>	<b>196 419</b>	<b>104.5</b>		
QI	39 468	84.0		

<sup>2</sup> The total number of motor vehicles by type of motor energy is less than the total number of registered road vehicles and trailers for the number of trailers that do not use the motor energy.

**Table 6. Number of first time registered road motor vehicles and trailers in Montenegro**

Quater	Number of first time registered vehicles	Indices		
		2010=100	Quarterly indicies	Annual index
<b>2013</b>	<b>14 654</b>	<b>138.6</b>		
QI	2 821	106.7	85.6	115.4
QII	4 346	164.4	154.1	110.1
QIII	3 913	148.0	90.0	107.3
QIV	3 574	135.2	91.3	108.4
<b>2012</b>	<b>13 335</b>	<b>126.1</b>		
QI	2 445	92.5	72.6	101.5
QII	3 946	149.3	161.4	111.7
QIII	3 648	138.0	92.4	111.7
QIV	3 296	124.7	90.4	97.9
<b>2011</b>	<b>12 573</b>	<b>118.9</b>		
QI	2 410	91.2		

**Table 7. Number of registered passenger cars, by municipalities**

Quater/ Municipality	Q IV - 2013	Q III - 2013	Q II - 2013	Q I - 2013	Q IV - 2012
<b>Sum</b>	<b>44 664</b>	<b>50 962</b>	<b>48 714</b>	<b>34 322</b>	<b>43 802</b>
Andrijevisa	225	280	249	155	216
Bar	3 763	4 657	4 086	2 960	3 664
Berane	1 467	1 746	1 667	1 085	1 356
B. Polje	1 897	2 318	2 326	1 550	1 947
Budva	2 498	2 717	2 882	1 621	2 441
Cetinje	1 345	1 664	1 504	1 050	1 348
Danilovgrad	1 037	1 219	1 049	896	1 006
H. Novi	2 837	3 121	2 850	1 887	2 826
Kolasin	351	459	480	323	364
Kotor	2 286	2 444	2 582	1 565	2 202
Mojkovac	352	426	444	295	352
Niksic	4 300	4 656	4 622	3 602	4 302
Plav	481	731	635	342	408
Pljevlja	1 519	1 761	1 927	1 258	1 505
Pluzine	110	121	158	78	120
Podgorica	15 739	17 322	16 532	12 571	15 485
Rozaje	1 008	1 295	1 236	837	950
Tivat	1 467	1 722	1 591	940	1 369
Ulcinj	1 755	2 014	1 560	1 155	1 692
Savnik	80	72	104	48	85
Zabljak	147	217	230	104	164

**Table 8. Structure of registered passenger cars (in %), by municipalities**

Quater/ Municipality	Q IV - 2013	Q III - 2013	Q II - 2013	Q I - 2013	Q IV - 2012
<b>Sum</b>	<b>100.00</b>	<b>100.00</b>	<b>100.00</b>	<b>100.00</b>	<b>100.00</b>
Andrijevica	0.50	0.55	0.51	0.42	0.49
Bar	8.43	9.14	8.39	8.81	8.36
Berane	3.28	3.43	3.42	3.36	3.10
B. Polje	4.25	4.55	4.77	4.71	4.45
Budva	5.59	5.33	5.92	4.63	5.57
Cetinje	3.01	3.27	3.09	2.88	3.08
Danilovgrad	2.32	2.39	2.15	2.44	2.30
H. Novi	6.35	6.12	5.85	5.99	6.45
Kolasin	0.79	0.90	0.99	0.94	0.83
Kotor	5.12	4.80	5.30	4.66	5.03
Mojkovac	0.79	0.84	0.91	0.81	0.80
Niksic	9.63	9.14	9.49	10.32	9.82
Plav	1.08	1.43	1.30	1.01	0.93
Pljevlja	3.40	3.46	3.96	3.85	3.44
Pluzine	0.25	0.24	0.32	0.29	0.27
Podgorica	35.24	33.99	33.94	35.39	35.35
Rozaje	2.26	2.54	2.54	2.63	2.17
Tivat	3.28	3.38	3.27	2.61	3.13
Ulcinj	3.93	3.95	3.20	3.77	3.86
Savnik	0.18	0.14	0.21	0.14	0.19
Zabljak	0.33	0.43	0.47	0.36	0.37

**Table 9. Number of first time registered passenger cars in Montenegro, by municipalities**

Quater/ Municipality	Q IV - 2013	Q III - 2013	Q II - 2013	Q I - 2013	Q IV - 2012
<b>Sum</b>	<b>3 133</b>	<b>3 281</b>	<b>3 559</b>	<b>2 444</b>	<b>2 897</b>
Andrijevica	9	12	14	12	7
Bar	281	306	296	215	272
Berane	97	120	99	72	99
BijeloPolje	150	150	175	127	121
Budva	218	199	315	125	217
Cetinje	110	134	126	129	119
Danilovgrad	57	58	37	44	48
H. Novi	168	194	185	117	174
Kolasin	12	13	16	13	11
Kotor	167	166	211	132	153
Mojkovac	24	20	22	22	27
Niksic	293	285	299	228	253
Plav	39	37	48	28	29
Pljevlja	85	88	86	65	72
Pluzine	5	9	5	3	3
Podgorica	1 059	1 132	1 245	855	982
Rozaje	118	106	116	94	104
Tivat	118	135	163	93	96
Ulcinj	115	108	88	62	102
Savnik	1	3	4	2	5
Zabljak	7	6	9	6	3

**Table 10. Structure of first time registered passenger cars (in %), by municipalities**

<b>Quater/ Municipality</b>	<b>Q IV - 2013</b>	<b>Q III - 2013</b>	<b>Q II - 2013</b>	<b>Q I - 2013</b>	<b>Q IV - 2012</b>
<b>Sum</b>	<b>100.00</b>	<b>100.00</b>	<b>100.00</b>	<b>100.00</b>	<b>100.00</b>
Andrijevica	0.29	0.37	0.39	0.49	0.24
Bar	8.97	9.33	8.32	8.80	9.39
Berane	3.10	3.66	2.78	2.95	3.42
BijeloPolje	4.79	4.57	4.92	5.20	4.18
Budva	6.96	6.07	8.85	5.11	7.49
Cetinje	3.51	4.08	3.54	5.28	4.11
Danilovgrad	1.82	1.77	1.04	1.80	1.66
H. Novi	5.36	5.91	5.20	4.79	6.01
Kolasin	0.38	0.40	0.45	0.53	0.38
Kotor	5.33	5.06	5.93	5.40	5.28
Mojkovac	0.77	0.61	0.62	0.90	0.93
Niksic	9.35	8.69	8.40	9.33	8.73
Plav	1.24	1.13	1.35	1.15	1.00
Pljevlja	2.71	2.68	2.42	2.66	2.49
Pluzine	0.16	0.27	0.14	0.12	0.10
Podgorica	33.80	34.50	34.98	34.98	33.90
Rozaje	3.77	3.23	3.26	3.85	3.59
Tivat	3.77	4.11	4.58	3.81	3.31
Ulcinj	3.67	3.29	2.47	2.54	3.52
Savnik	0.03	0.09	0.11	0.08	0.17
Zabljak	0.22	0.18	0.25	0.25	0.10

## METHODOLOGICAL NOTES

### Data source

The data on number of registered road motor vehicles and trailers are the result of regular quarterly surveys from reporting unit – Ministry of Interiors of Montenegro as an institution engaged in monitoring and keeping record on road motor vehicles and trailers.

### Coverage

Observation unit is registered road motor vehicle and trailer.

### Definitions

*Registered road motor vehicle and trailer are all vehicle sregistered in the Ministry of Interiors, except military vehicles.*

*For the first time registered vehicles include: new and imported vehicles, i.e.vehicles with the first-time registration in Montenegro.*

*Age of road vehicle is time passed from the first registration of road motor vehicle regardless of registration country.*

Published and printed by Statistical Office of Montenegro (MONSTAT)  
81000 Podgorica, IV Proleterske 2, Phone (+382) 20 230-811, Fax (+382) 20 230-814

*Release prepared by:*

**Jelena POPOVIC**  
**Phone +382-20-231-004;**  
*E-mail:* [contact@monstat.org](mailto:contact@monstat.org)