

SAOBRAČAJ, SKLADIŠTENJE I VEZE

Izvori podataka i obuhvatnost

Sva istraživanja saobraćaja osim istraživanja o teretnom drumskom saobraćaju obuhvataju preduzeća sa 5 i više zaposlenih koja su u statističkom biznis registru razvrstana u sektor H Klasifikacije djelatnosti (KD 2010), oblasti 49, 50, 51, 52, 53 i sektor J - oblast 61.

Istraživanje o teretnom drumskom saobraćaju se sprovodi na uzorku. Okvir za izbor uzorka je evidencija registrovanih vozila koja se dobija od Ministarstva unutrašnjih poslova Crne Gore.

Izvor podataka za:

- (i) željeznički saobraćaj su izvještajne jedinice kojima je prevoz putnika i robe u željezničkom saobraćaju pretežna djelatnost (sektor H, oblast 49);
- (ii) drumski putnički saobraćaj su izvještajne jedinice kojima je prevoz putnika u drumskom saobraćaju pretežna djelatnost (sektor H, oblast 49);
- (iii) istraživanje teretnog drumskog saobraćaja teretna vozila za prevoz robe korisne nosivosti 3500 kg i veće, kao i tegljači. Izvor podataka su pravna i fizička lica koja su vlasnici ili korisnici vozila. Izvor podataka za teretna drumska vozila je Ministarstvo unutrašnjih poslova Crne Gore.
- (iv) lokalni drumski saobraćaj su izvještajne jedinice kojima je prevoz putnika u lokalnom drumskom (gradskom) saobraćaju pretežna djelatnost (sektor H, oblast 49);
- (v) prometa na aerodromima su izvještajne jedinice koje obavljaju uslužne djelatnosti u vazdušnom saobraćaju (sektor H, oblast 52);
- (vi) izvještaj o dolasku i odlasku brodova, izvještajne jedinice su Lučke kapetanije i Uprava pomorske sigurnosti;
- (vii) poštanski i telekomunikacioni saobraćaj je Agencija za elektronske komunikacije i poštansku djelatnost

Definicije

Putnik je svako lice koje je nabavilo kartu ili odgovarajuću ispravu i ušlo u prevozno sredstvo s ciljem da se preveze do mjesta opredjeljenja.

Putnički kilometar označava prevoz jednog putnika na rastojanju od 1 km.

Pod prevezenom **robom** podrazumijevaju se sve pošiljke tereta (robe) koji je prevezen na osnovu ugovora o prevozu. Količina prevezene robe izražava se u bruto težini, što znači da težina robe obuhvata i težinu ambalaže ili opreme (kontejneri).

Tonski kilometar označava prevoz jedne tone robe na rastojanju od 1 km.

TRANSPORT, STORAGE AND COMMUNICATIONS

Sources of data and coverage

Units for all surveys of transport except survey of freight road transport are enterprises with 5 or more employees who are in the Statistical Business Register according to the activity classification in Section H (KD 2010), divisions 49, 50, 51, 52, 53 and Section J divisions 61.

Survey transport of goods by road conducted on a sample, frame for sample selection is a database of registered vehicles that are obtained from Ministry Interior of Montenegro.

Data source:

- (i) for rail transport are reporting units with the carriage of passengers and goods by rail prevailing activity (Section H, field 49);
- (ii) road passenger traffic reporting units with the carriage of passengers in road traffic prevailing activity (Section H, field 49);
- (iii) road freight transport vehicles for transportation of goods payload of 3500 kg and higher, as well as tractors. Sources of data are legal and natural persons who are owners or users of vehicles. Data source for road vehicles is the Ministry of Interior of Montenegro;
- (iv) local road traffic reporting units with the carriage of passengers in local road (urban) traffic prevailing activity (Section H, field 49);
- (v) traffic at airports reporting units that perform service activities in air traffic (Section H, field 52);
- (vi) report on the arrival and departure of ships reporting units are the Port Authority and Maritime safety department of Montenegro;
- (vii) postal and telecommunications traffic reporting unit is Agency for electronic communications and postal service

Definitions

Passenger is every person with ticket or appropriate document with the aim to travel to desired place.

Passenger kilometer presents the transport of one person over the distance of 1 km.

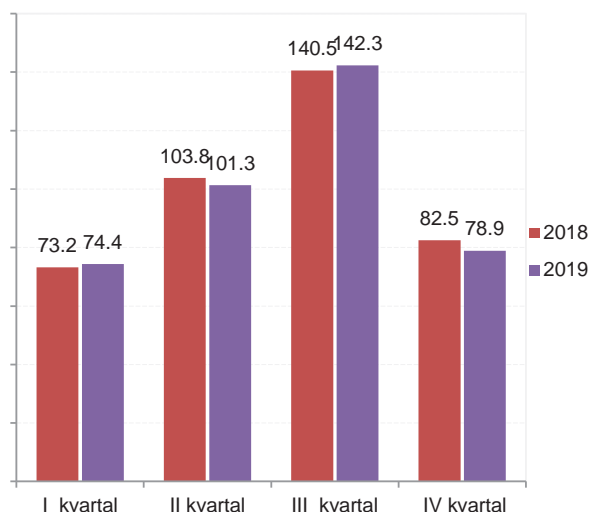
Goods transported are goods transferred based on the contract on transport. The quantity of goods transported is expressed in gross weight, meaning that the quantity of goods covers also the quantity of packaging or packing material (containers).

Tonne-kilometre indicate transport of one-tone goods over the distance of 1 km.

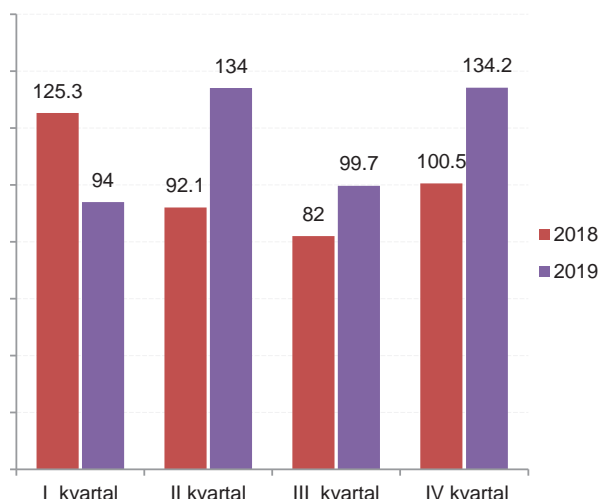
ŽELJEZNIČKI SAOBRAĆAJ / RAILWAY TRANSPORT

Ø 2018 = 100

Putnički / Passengers

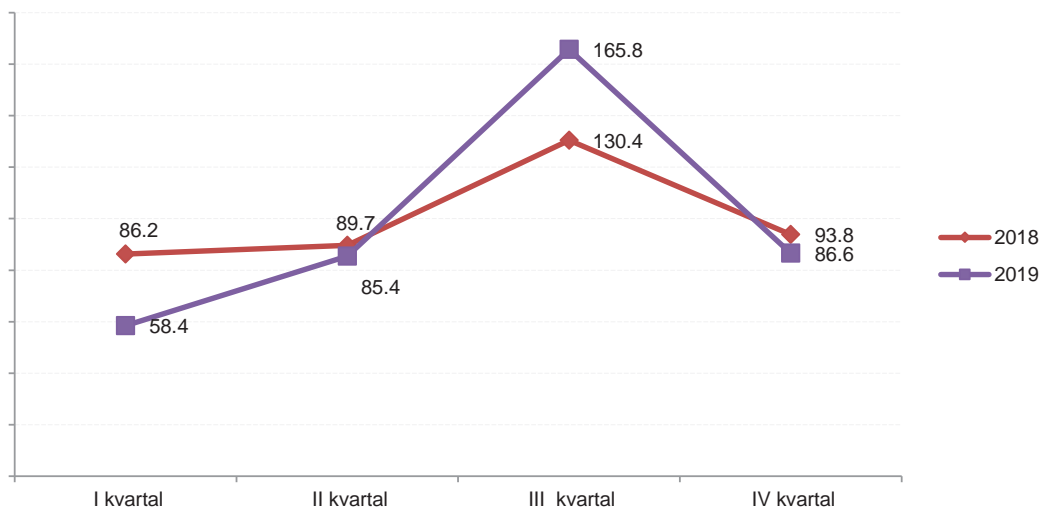


Robni / Goods



	ŽELJEZNIČKI SAOBRAĆAJ / RAILWAY TRANSPORT					
	Putnički / Passenger			Robni / Goods		
	indeks Index	putnici u 000 Passengers, thousands	putnički km u 000 Passenger kilometres in thousands	Indeks Index	prevoz robe u 000 t Goods in thousands tonnes	tonski km u 000 Tonne- kilometres in thousands
2015	120,8	1 236	80 590	99,2	988	111 921
2016	125,8	1 284	83 897	99,7	1 395	112 490
2017	89,8	927	59 864	149,7	1 603	168 918
2018	100,0	992	66 696	100,0	967	112 856
2018						
I kvartal/ quarter	73,2	190	12 203	125,3	304	35 361
II kvartal/quarter	103,8	258	17 300	92,1	236	25 987
III kvartal/ quarter	140,5	328	23 434	82,0	181	23 147
IV kvartal/ quarter	82,5	216	13 759	100,5	246	28 361
2019						
I kvartal/ quarter	74,4	192	12 403	94,0	229	26 531
II kvartal/quarter	101,3	256	16 899	134,0	323	37 801
III kvartal/ quarter	142,8	327	23 805	99,7	245	28 133
IV kvartal/ quarter	78,9	209	13 160	134,2	335	37 865

DRUMSKI SAOBRAĆAJ - PUTNIČKI / ROAD TRANSPORT - PASSENGERS



Ø 2018 = 100

	DRUMSKI SAOBRAĆAJ / ROAD TRANSPORT							
	PUTNIČKI / PASSENGERS				ROBNI / GOODS			
	indeks Index	putnici u 000 Passengers, thous.	putnički km u 000 Passenger kilometres in thous.	autobuski km u 000 Buskilometre s in thous	indeks Index	roba u 000 tona Goods in thousands tonnes	tonski km u 000 Tonne- kilometres in thous.	Pređeni km vozila sa utovarom, u hilj. Kilometres made, in thous.
2016	98,7	7 544	113 798	18 223	153,9	852	120 582	5 264
2017	99,0	7 575	114 196	17 944	132,0	839	103 417	4 625
2018	100,0	7 618	115 333	17 684	100,0	810	78 332	3 818
2018								
I kvartal/ quarter	86,2	1 641	16 594	4 061	99,5	200	19 490	974
II kvartal/quarter	89,7	1 708	24 574	4 347	93,2	202	18 251	881
III kvartal/ quarter	130,4	2 483	49 195	5 086	100,6	203	19 695	973
IV kvartal/ quarter	93,8	1 786	24 970	4 190	106,7	205	20 896	990
2019								
I kvartal/ quarter	58,4	1 649	16 835	4 172	112,8	209	22 090	927
II kvartal/quarter	85,4	1 737	24 636	4 336	94,3	226	18 460	913
III kvartal/ quarter	165,8	2 507	47 796	5 036	95,7	232	18 750	1 012
IV kvartal/ quarter	86,6	1 787	24 956	4 271	110,4	219	21 626	1 003

PROMET NA AERODROMIMA / TRAFFIC AT AIRPORTS

Ø 2018 = 100

	PUTNIČKI / PASSENGERS		ROBNI / GOODS
	indeks <i>Index</i>	prevoz putnika <i>Transport of passengers</i>	prevoz robe u tonama <i>Transport of goods in tonnes</i>
2015	67,0	1 643 905	889
2016	75,6	1 855 837	910
2017	89,0	2 184 859	876
2018	100,0	2 454 524	931
2018			
I kvartal/ quarter	44,1	240 830	185
II kvartal/quarter	119,3	651 646	254
III kvartal/ quarter	222,1	1 212 988	261
IV kvartal/ quarter	63,9	349 060	231
	44,1	240 830	185
2019			
I kvartal/ quarter	41,8	256 332	202
II kvartal/quarter	116,3	713 747	219
III kvartal/ quarter	209,1	1 283 003	217
IV kvartal/ quarter	65,1	399 719	233

GRADSKI SAOBRAĆAJ / LOCAL TRANSPORT

Kvartali/ <i>Quarters</i>	indeks <i>Index</i>	prevezeno putnika u 000 <i>Passengers in thousands</i>
2015	90,1	885
2016	95,6	939
2017	98,2	964
2018	100,0	982
2018		
I kvartal/ quarter	97,9	236
II kvartal/quarter	99,2	239
III kvartal/ quarter	102,5	247
IV kvartal/ quarter	107,9	260
	97,9	236
2019		
I kvartal/ quarter	98,2	241
II kvartal/quarter	101,0	248
III kvartal/ quarter	101,8	250
IV kvartal/ quarter	110,0	270

POMORSKI SAOBRAĆAJ / MARINE TRANSPORT

Ø 2018 = 100

	Promet u lukama (u tonama) / Turnover in harbours (tonnes)			
	indeks <i>Index</i>	ukupno <i>Total</i>	izvoz <i>Export</i>	uvoz ¹⁾ <i>Import</i>
2015	75,8	1 488 399	837 470	649 747
2016	83,8	1 645 797	809 569	807 571
2017	106,8	2 096 122	1 210 380	883 448
2018	100,0	1 963 204	776 425	1 179 686
2018				
I kvartal/ <i>quarter</i>	98,9	485 220	275 591	209 629
II kvartal/ <i>quarter</i>	98,1	481 367	170 173	311 194
III kvartal/ <i>quarter</i>	94,2	462 359	87 243	368 023
IV kvartal/ <i>quarter</i>	108,9	534 258	243 418	290 840
2019				
I kvartal/ <i>quarter</i>	85,4	419 015	191 600	227 415
II kvartal/ <i>quarter</i>	117,5	576 916	315 238	261 678
III kvartal/ <i>quarter</i>	109,6	537 954	267 005	270 949
IV kvartal/ <i>quarter</i>	105,3	516 984	261 579	255 405

¹⁾Tranzit prikazan kod uvoza¹⁾Transit presented in import

P T T SAOBRAĆAJ / POSTAL, TELEGRAPH AND TELEPHONE (PTT) COMMUNICATIONS

	Poštanske usluge / <i>Postal services</i>			Telefonske usluge / <i>Telephone services</i>	
	pisma u 000 komada <i>Letters in thousands pcs,</i>	paketi u 000 komada <i>Packages in thousands pcs,</i>	Tiskovine i ostalo, u 000 komada <i>Other printed papers in thousands pcs,</i>	fiksna telefonija <i>Fixed telephony</i>	mobilna telefonija <i>Mobile telephony</i>
				minuti u 000 <i>Minutes in thous,</i>	minuti u 000 <i>Minutes in thous,</i>
2015	13 643	75	216	236 613	2 224 690
2016	14 532	149	636	198 764	2 253 924
2017	15 159	65	232	159 548	2 244 424
2018	16 223	55	147	132 029	2 303 823
2018					
I kvartal/ <i>quarter</i>	3 675	13	48	35 180	515 161
II kvartal/ <i>quarter</i>	4 423	11	30	34 422	593 410
III kvartal/ <i>quarter</i>	3 803	14	26	31 464	635 894
IV kvartal/ <i>quarter</i>	4 322	17	43	30 963	559 358
2019					
I kvartal/ <i>quarter</i>	3 739	16	27	28 648	520 929
II kvartal/ <i>quarter</i>	3 745	15	28	26 530	584 632
III kvartal/ <i>quarter</i>	3 902	13	33	28 269	650 459
IV kvartal/ <i>quarter</i>	4 310	14	27	27 832	572 256