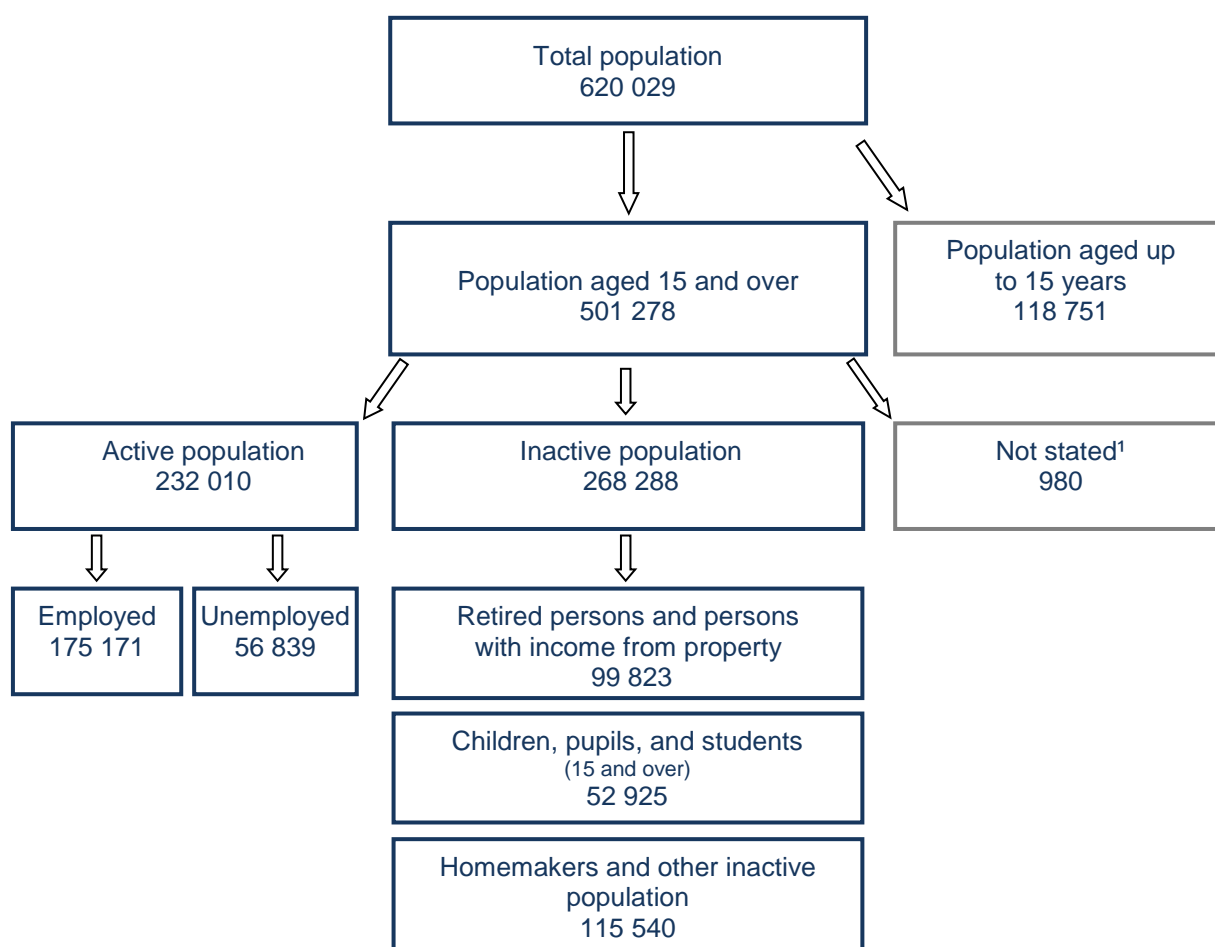


Population by activity status in Montenegro

Census of Population, Households, and Dwellings in Montenegro 2011

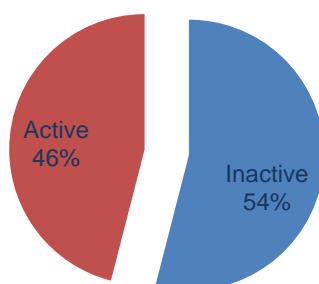
The Census of Population, Households, and Dwellings in Montenegro 2011 collected the data related to economic activity which was carried out by a person in period from 25 to 31 March 2011, i.e. week preceding the census. The response was collected for persons aged 15 years and over, on the basis of statement.

Structure of Population by Economic Activity in Montenegro



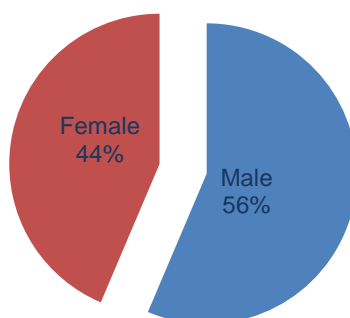
¹ It was not possible to define economic activity of persons

Number of active population



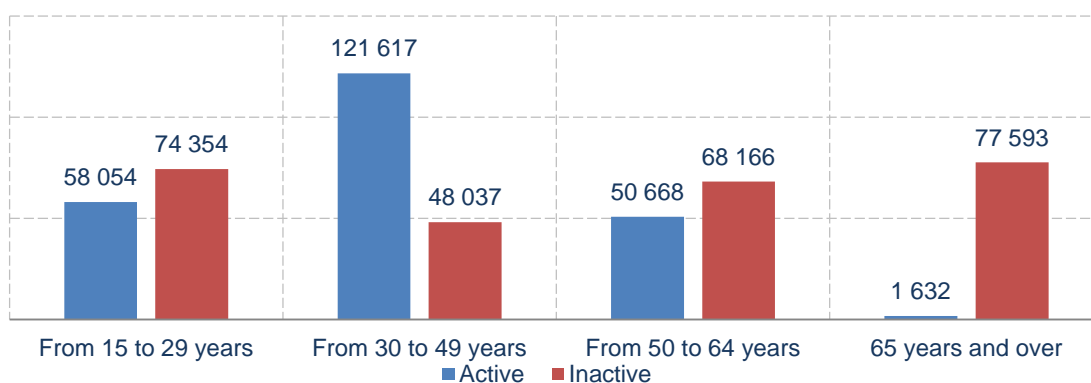
- In Montenegro there are 232 010 active population, i.e. 46% of the total number of population aged 15 years and over;
- Number of inactive population is 268 288, i.e. 54% of the total number of population aged 15 years and over;
- Unknown activity is stated among 980 persons, i.e. less than 1%.

More active women or men?



- There are 130 839 economically active men in Montenegro, i.e. 56% of active population;
- 44% or 101 171 are economically active women.

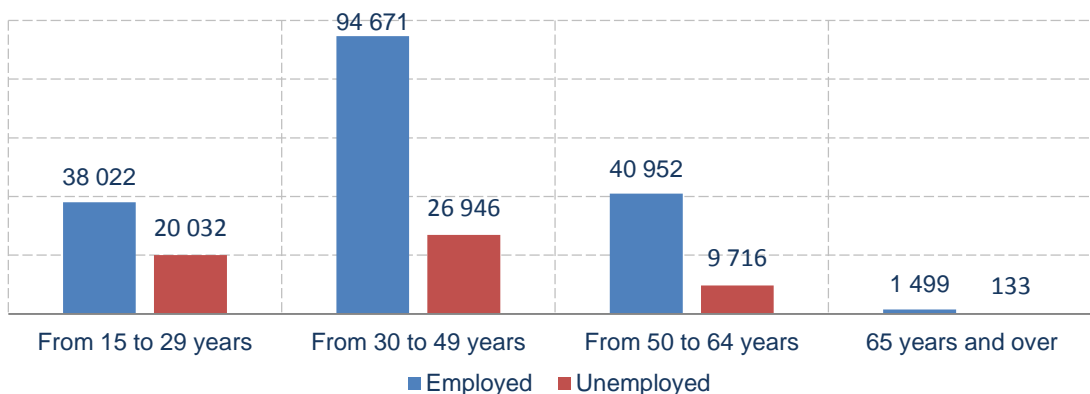
Age structure of active/inactive persons²



- Age group from 30 to 49 years possesses the highest percentage of active persons, i.e. 72%;
- Age group from 15 to 29 years includes a large number of pupils and students usually inactive, thus the percentage of active persons is only 44%;
- Similar breakdown is within persons aged from 50 to 64 years;
- Population aged 65 years are mainly retired persons, thus the inactivity rate is 98%.

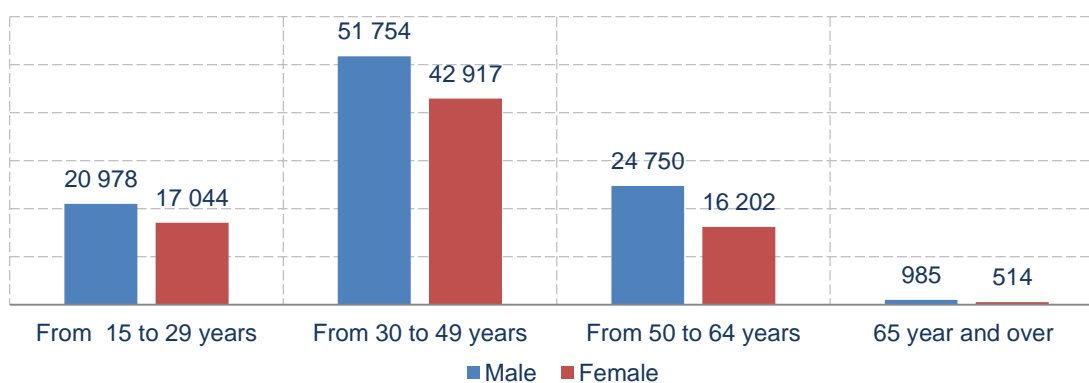
² Persons with undefined age in census are not included in the chart.

Employed and unemployed persons in Montenegro²



- The largest number of employed persons is in age group from 30 to 49 years, i.e. 94 671.
- Gender structure of employed is completely same as the gender structure of active persons. Of the total number of employed persons, there are 76 688 women or 44%, and 98 483 men or 56%.

Gender and age structure of employed persons²



- Gender structure of employed is completely same as the gender structure of active persons. Of the total number of employed persons, there are 76 688 women or 44%, and 98 483 men or 56%.
- In any age group and within gender structure, the most of employed persons are men, i.e. 55% of men for age groups up to 49 years, and 66% of men for age group over 65 years.

Unemployed persons worked in the past²



- Within unemployed persons aged from 15 to 29 years, there are more persons who never worked, what can be expected having in mind this age group comprises persons having just finished the education.

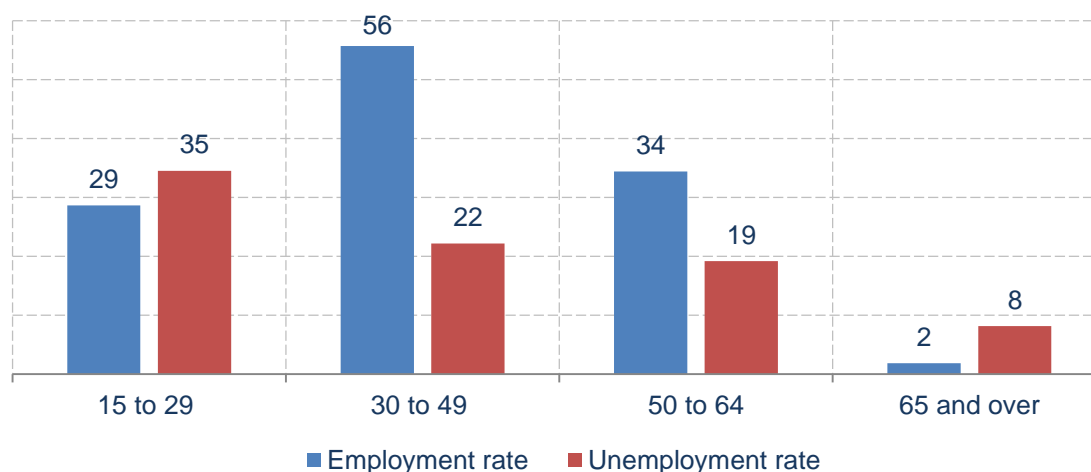
² Persons with undefined age in the census are not included in the chart.

The most important rates of economic activity of population in Montenegro, the 2011 Census

	%
Employment rate	34,9
Unemployment rate	24,5
Activity rate	46,3

- When using the data on the most important rates, it is necessary to take care on data comparability with other sources related to economic activity. Accordingly, the data presented here are fully comparable with the Labour Force Survey (LFS) in terms of definitions used. It should be noticed that international comparability of data and harmonisation with all relevant regulations are fully achieved. Period the census data refer to is from 25 to 31 March 2011, i.e. a week preceding the census, while the LFS data refer to continuous monitoring of economic activity of population during a quarter.
- Employment rate represents a percentage of employed in the total population aged 15 years and over, and according to the population census it is 34.9%;
- Unemployment rate represents a percentage of unemployed in the total number of active person, i.e. 24.5%;
- Activity rate is 46.3% representing a percentage of active population in the total population aged 15 years and over.

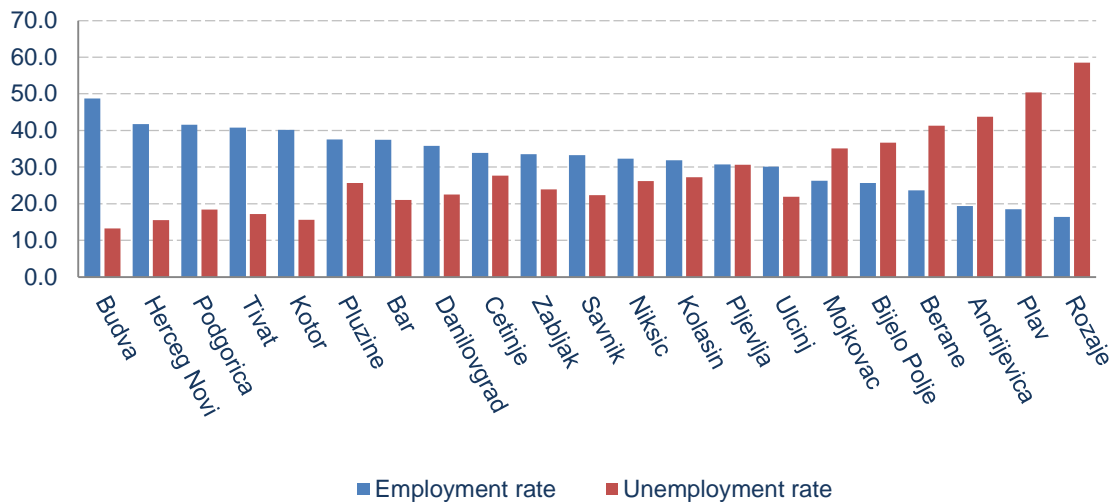
Employment and unemployment rate by age²



- The largest employment rate is in age group from 30 to 49 etc. 56% active population is employment;
- Unemployment rate decreases with increasing age, and in age group of 50 to 64 years was 19%;

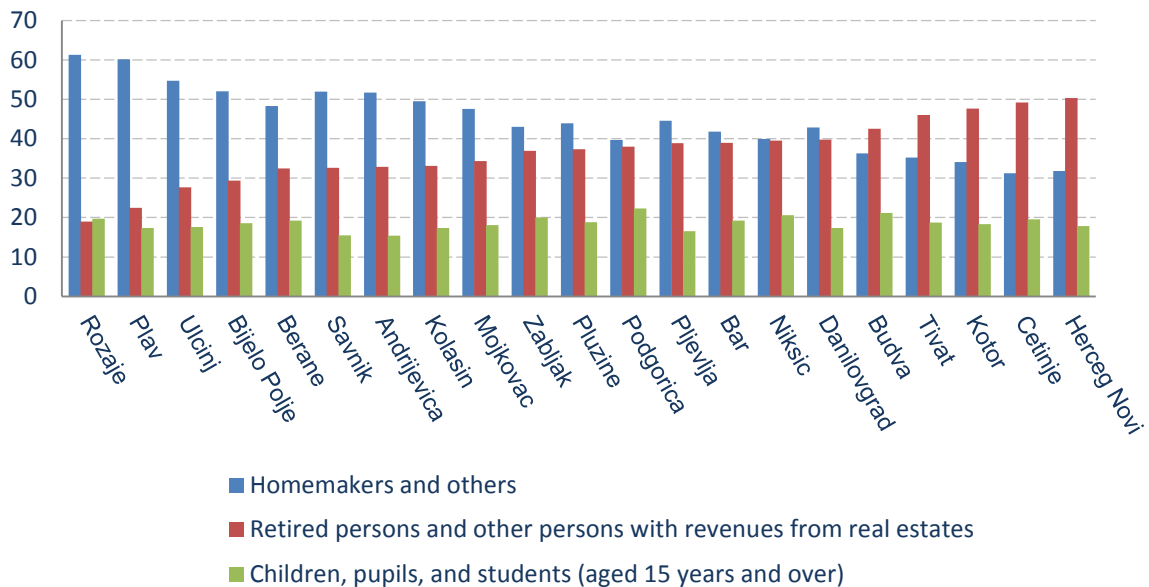
² Persons with undefined age in the census are not included in the chart.

Employment and unemployment rate by municipality²



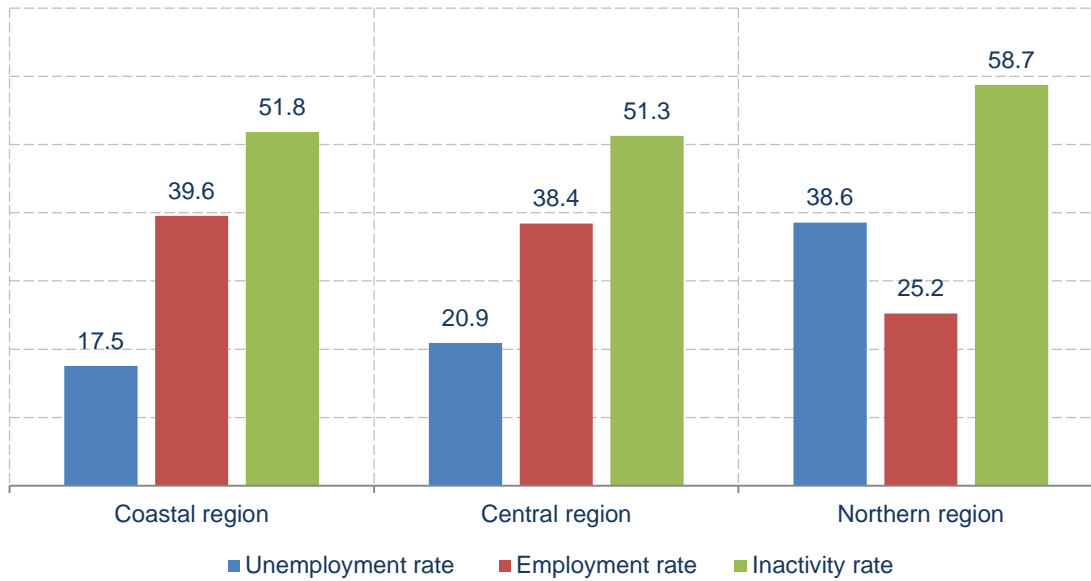
- The largest employment rate is in Budva, i.e. 49%, while Herceg Novi and Podgorica have 42%. The lowest employment rate is in Rozaje, i.e. 16%, and there is 19% in Plav and Andrijevica.

Structure of inactive population by municipalities



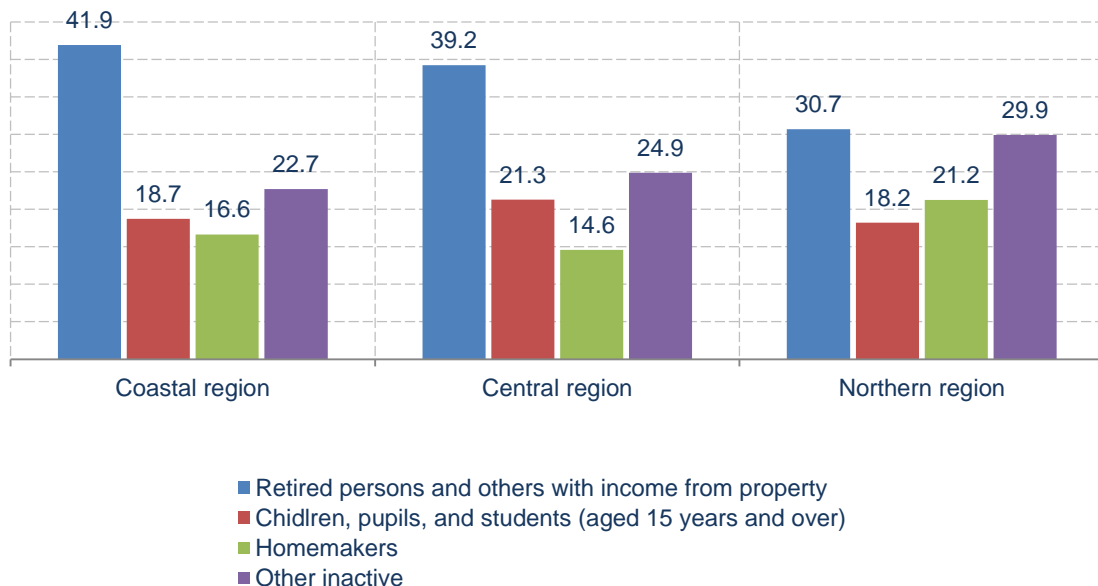
- Homemakers and other inactive persons possessing the largest share in the total number of inactive persons are in Rozaje, Plav and Ulcinj, and in the same time with the lowest share of retired persons and others with income from property;
- Larger share of retired persons and other with income from property than of homemakers and other inactive persons is observed in municipalities Herceg Novi, Cetinje, Kotor, Tivat, and Budva;
- Significant variations are not observed in the share of students by municipalities.

The most important rates of economic activity of population by regions



- Coastal region possesses the largest employment rate, i.e. 40%, and unemployment rate of 18% is the lowest in comparison with other regions;
- As a difference to coastal region, northern region has the lowest employment rate, i.e. 25%, and the largest unemployment rate, i.e. 39%.

Structure of inactive persons by regions



- There is the largest share of retired persons in the inactive population in all regions. The lowest share is the northern region, i.e. 31%, and the largest share is in the coastal region, i.e. 42%;

METHODOLOGICAL NOTES

Census of Population, Households, and Dwellings (hereinafter referred to as the "Census") was carried out in Montenegro from 1 to 15 April 2011.

The Census was carried out with reference period dated 31 March 2011 at 0.00h. Immediately after the Census, the quality control of the Census was performed on the representative sample of enumeration areas in order to evaluate coverage and quality of data collected by Census. The first results of the control indicate the full coverage of Census units.

The Census was conducted in the traditional way, using interview method, with door-to-door method. Enumerators made interviews with respondents.

The Census that is in accordance with the international recommendations conducted every ten years is a process of collection, processing and publishing demographic, economic, educational, migration, ethno-cultural, and social data related to population of country in certain period. Also, the Census covers data on the number of households and dwellings, and their characteristics.

Preparation, organisation and conducting the Census are based on principles of: relevance, impartiality, transparency, timeliness, professional independence, rationality, consistency, publicity, statistical confidentiality, and usage of personal data exclusively for the statistical purposes.

The Census was conducted in accordance with the Law on Census of Population, Households, and Dwellings in 2011 (Official Gazette of Montenegro 41/10, 44/10, 75/10), and Methodology for preparation, organisation, and conducting the Census (hereinafter referred to as the "Methodology"). The Methodology is fully harmonised with the international standards defining common rules for collecting the population data, and for the Census 2011 the most important are:

Conference of European Statisticians Recommendations for the 2010 Censuses of Population and Housing, prepared in cooperation with the UN Economic Commission for Europe and Statistical Office of the European Communities - EUROSTAT;

Regulation (EC) No 763/2008 of the European Parliament and of the Council on population and housing censuses as well as

Commission Regulation (EC) No 1201/2009 implementing Regulation (EC) No 763/2008 of the European Parliament and of the Council on population and housing censuses as regards the technical specifications of the topics, and of their breakdowns.

Units of census are population, households, and dwellings.

Population

The Census covers citizens of Montenegro, citizens of Montenegro and foreign citizens, foreign citizens and persons without citizenship who have residence (permanent or temporary) in Montenegro, no matter whether they are at the moment of Census in Montenegro or in abroad, no matter do they in the moment of Census possess personal identification documents and no matter do they live in apartment, other objects or in public areas.

Population represents persons with usual place of residence in Montenegro. Usual place of residence is place where a person usually resides regardless of temporary absence for the purposes of recreation, holiday, visits to friends or relatives, business, medical treatment or religious pilgrimage; as well as place where a person resides continuously, at least from 1 April 2010, or he/she has arrived in that place later but with intention of stay there at least for one year;

The Methodology is prepared in the way that ensures that every person has only one usual place of residence. In international context this is important in order to avoid that persons are included in total number of population in more countries or not to be included at all. Actually, the main objective of the Census is to determine the exact number of persons who live and use the infrastructure of some geographic area.

Comparability of data on the number of inhabitants from Census 2011 and previous censuses is not complete because of international recommendations used for each round of Census. Here it is primarily related intention within the definition of usual place of residence which was not characteristic of earlier methodologies.

Population by economic activity

The Census of Population, Households, and Dwellings 2011 collected the data related to economic activity of persons, i.e. activity carried out by a person in period from 25 to 31 March 2011, a week preceding the census. The response was collected by persons aged 15 years and over, and on the basis of statement.

Employee in the census is any person in a week preceding the census (from 25 to 31 March 2011) who:

- performed any kind of regular or usual work for wage/profit (in cash, goods or services) at least one hour or any kind of unpaid work (in enterprise, professional practice or agricultural farm in possession of any member of his/her family), or
- has not worked (due to illness, vacation, state or religious holiday, education, training, maternity leave, reduced production and other temporary inability to work), but he/she has a job to which he/she will return.

Unemployed in the census is a person who:

- in a week before the census (from 25 to 31 March 2011) did not worked, but he/she did actively looking for a job during March 2011 (four weeks before the census), and he/she is ready to start working during the two following weeks.

Active population is any employed or unemployed person aged 15 years and over.

Inactive population is any person aged 15 years and over not classified in active population.

Activity rate is a percentage of active population in the total population aged 15 years and over.

Unemployment rate is a percentage of unemployed in the total population aged 15 years and over.

Unemployment rate is a percentage of unemployed in the total number of active persons.

*Published and printed by Statistical Office of Montenegro (MONSTAT)
20000 Podgorica, IV Proleterske 2; Phone (+382) 20 230-811; Fax (+382) 20 230-814*

*Release prepared by:
Biljana SEKULOVIC and Snezana REMIKOVIC
Phone: +382-20-230-969;
biljana.sekulovic@monstat.org or snezana.remikovic@monstat.org*