



Montenegro

A DECADE
OF INDEPENDENCE
A MILLENNIUM
OF STATEHOOD
MONTENEGRO
2016



May Montenegro live forever

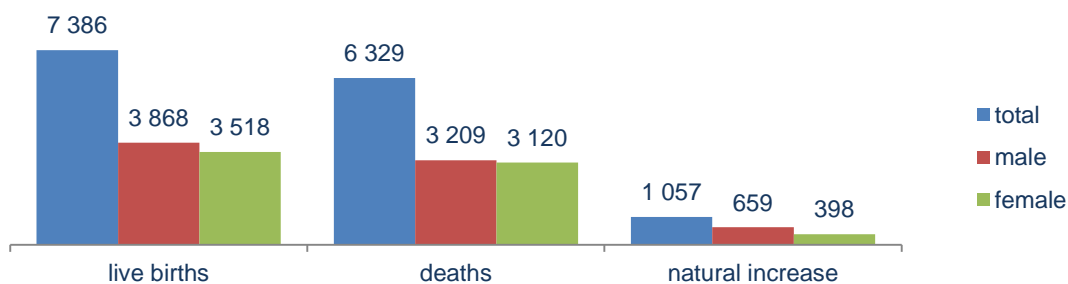
Government of Montenegro
Statistical Office of Montenegro

Release

Vital statistics in Montenegro, 2015

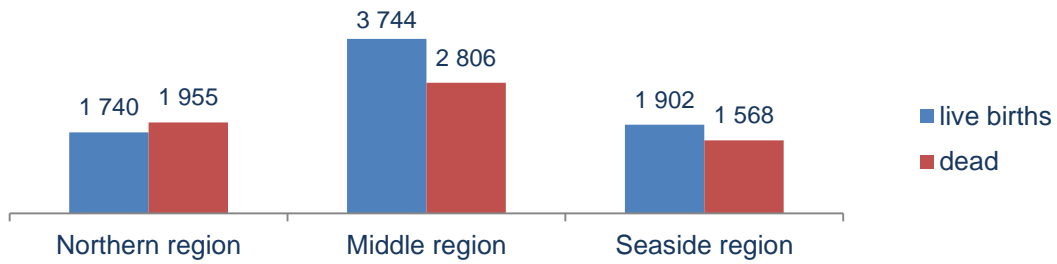
Statistics of birth and statistics of death

Graph 1. Vital statistics in Montenegro, 2015



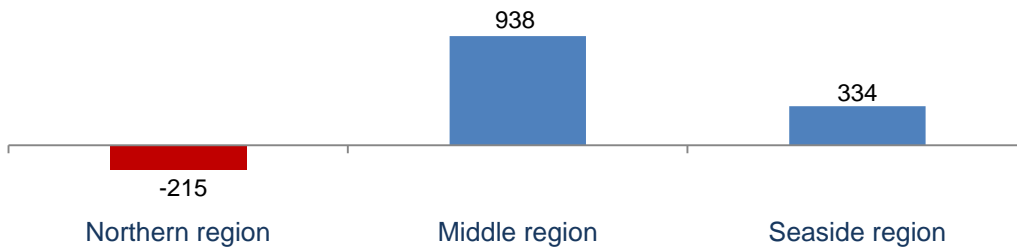
- *In Montenegro in 2015 there were born 7 386 live births children, 3 868 or 52% are boys, and 3 518 or 48% are girls;*
- *In the same year there were dead 6 329 persons. From that number 3 209 are men, and 3 120 women;*
- *In 2015 natural increase in Montenegro is positive and it is 1 057.*

Graph 2. Live births and deaths bt regions, 2015



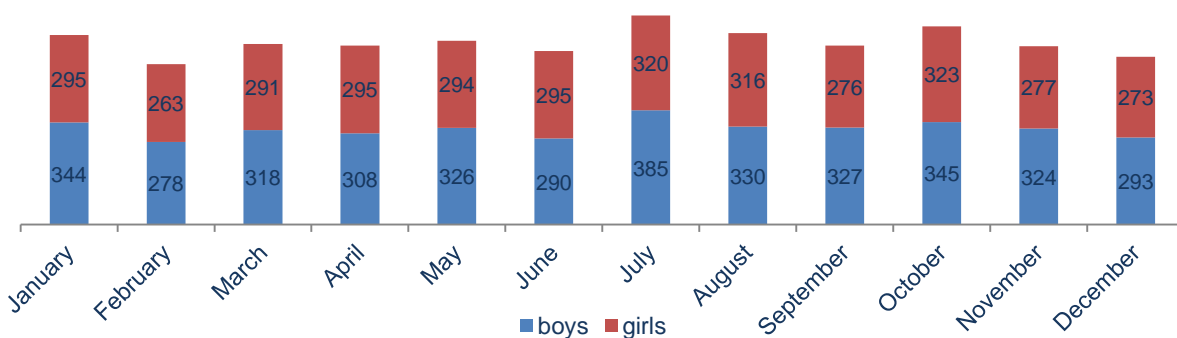
- In Middle region of Montenegro during 2015, 3 744 was live births. More than half of live-born in Montenegro is in Middle region;
- In Northern region there died 1 955 persons, which is 31% from total number of deaths in Montenegro.

Graph 3. Natural increases by regions, 2015



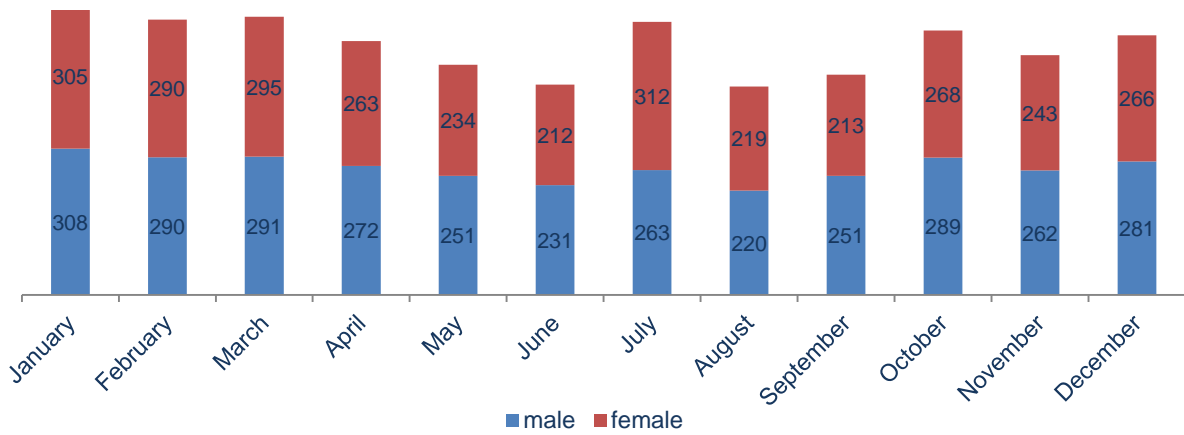
- In Middle and Seaside regions natural increase is positive, while in Northern region is negative

Graph 4. Live births by sex and month of birth, 2015



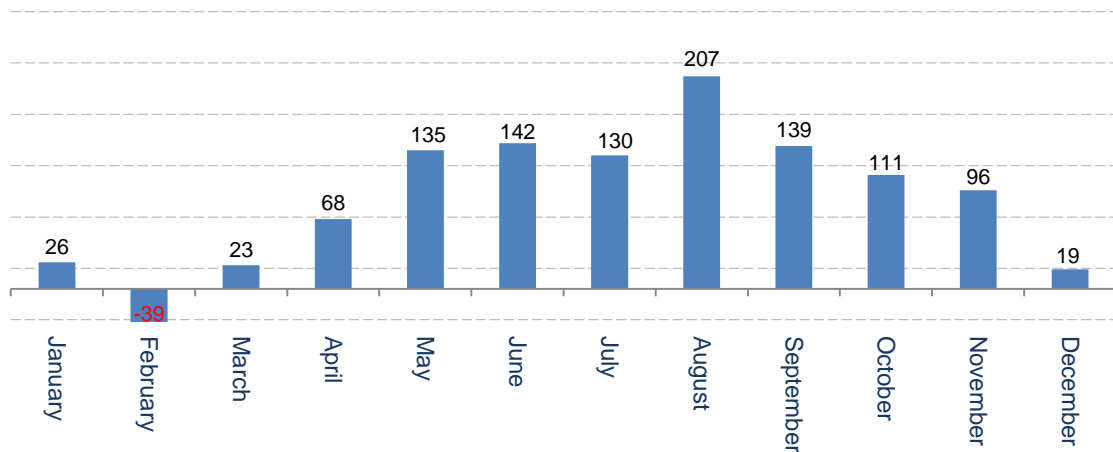
- The lowest number of live births is in February 541, from that 278 were boys and 263 girls;
- 705 live births children in July is monthly record for 2015;

Graph 5. Deaths by sex and month of death, 2015



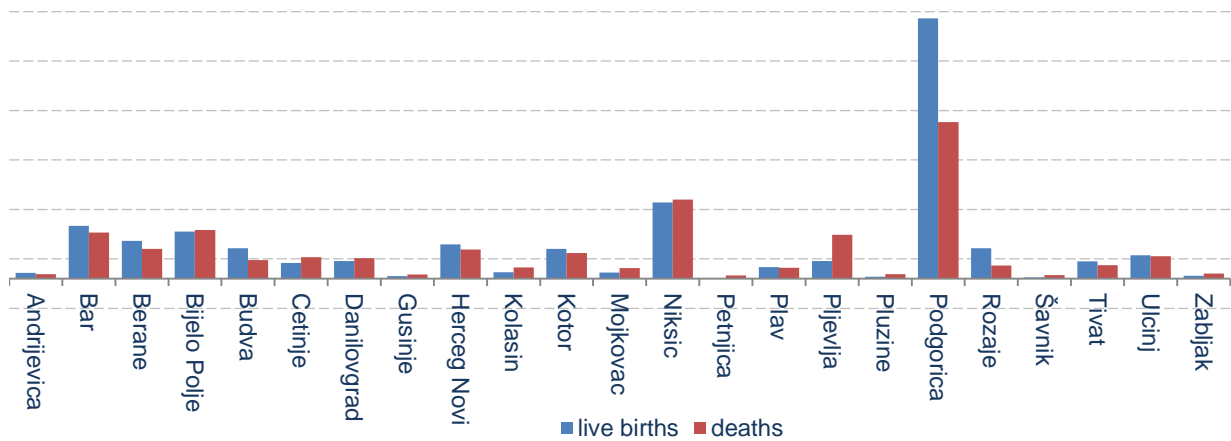
- The lowest number of deaths is in August 439, and the highest in January 613;

Graph 6. Natural increases by months, 2015



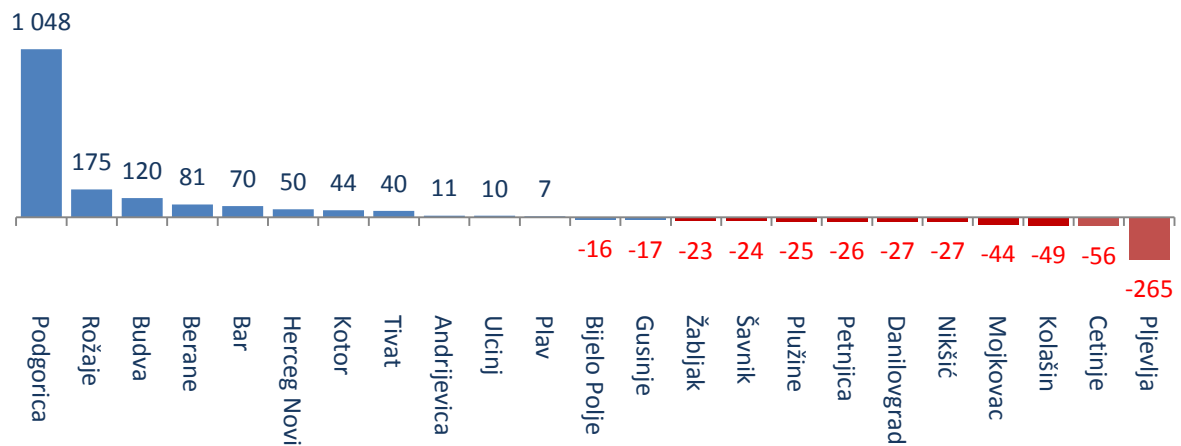
- The highest natural increase was in August and it was 207;
- Negative natural increase was in February and it was -39.

Graph 7. Live births and deaths by municipalities, 2015



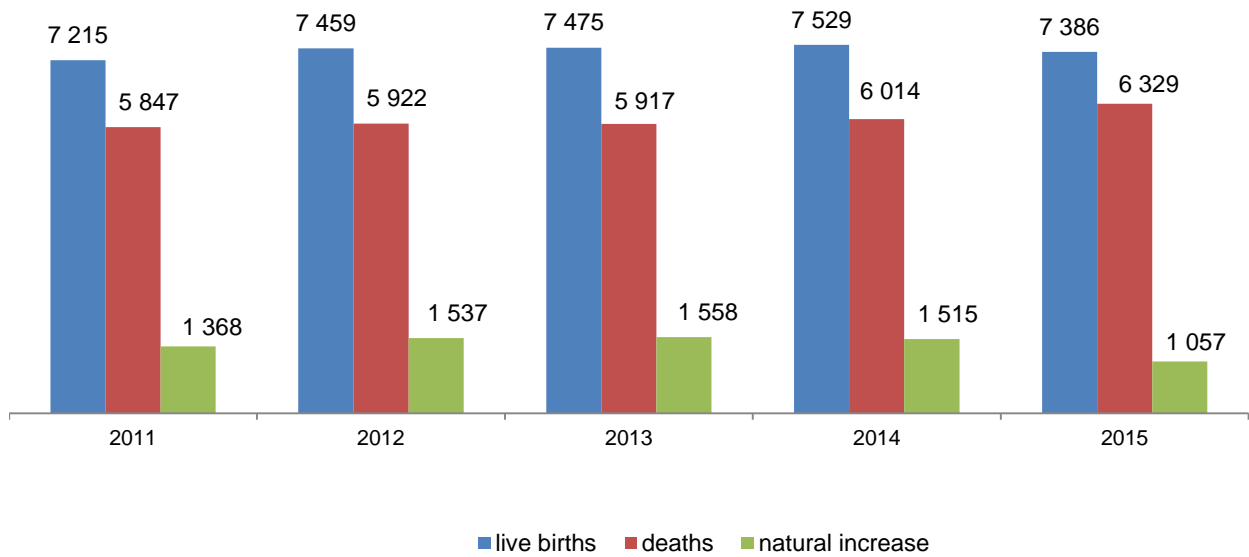
- The highest number of live birth children was recorded in Podgorica 632, that makes more than third (36 %) of live births in Montenegro;
- The lowest number of children was born in Petnjica 7;
- Dead persons were most in Podgorica 1 584, which is quarter (25%) of total number of dead in Montenegro;

Graph 8. Natural increase by municipalities, 2015



- natural increase is positive in 11, and negative in 12 municipalities;
- The highest natural increase is in Podgorica, 1 048, Rožaje 175, Budva 120 and Berane 81;
- Pljevlja has highest negative natural increase (- 265);
- from Seaside region there is no municipality with negative natural increase;

Graph 9. Natural movement of population in Montenegro for the last five years



- *In the period 2011-2015, record annual number from 7 529 of live birth children was in 2014;*
- *2011 is year in which was born the lowest number of live birth children, 7 215;*
- *In 2011 there were the lowest number of dead persons in Montenegro, 5 847;*
- *In 2015, 6 329 persons died, which is maximum in the observed period;*
- *The highest natural increase was recorded in 2013 and it was 1 558;*
- *In 2015, natural increase of 1 057 was the lowest in the observed period.*

METHODOLOGICAL NOTES

Producer of Statistics of birth is Statistical Office. The data source is administrative source – Register of Birth. The owner of data source is Ministry of Internal Affairs. Statistics of birth covers all live birth cases registered in Register of Birth, whose mothers have permanent or temporary residence in Montenegro.

Producer of Statistics of deaths is Statistical Office. The data source is administrative source - Register of Death. The owner of data source is Ministry of Internal Affairs. Statistics of death covers all deaths cases registered in Register of Death, who have permanent or temporary residence in Montenegro.

Live births child is child who after birth, even if for short time shows signs of life (breathing, actually heart beating).

Dead is person where in any time after the birth all life signs stopped.

Natural increase is difference in number of live births and dead in certain period. Natural increase may be positive (number of live births is higher than number of deaths), negative (number of live births is less than number of deaths) or zero (number of live births equals to number of death).

Seaside region are municipalities: Bar, Budva, Herceg Novi, Kotor, Tivat and Ulcinj.

Middle region are: capital Podgorica, old capital Cetinje and municipalities Danilovgrad and Niksic. **Northern region are municipalities:** Andrijevisa, Berane, Bijelo Polje, Gusinje, Kolasin, Mojkovac, Petnjica, Plav, Pljevlja, Pluzine, Rozaje, Savnik and Zabljak.

Release No. 70

Podgorica, 22 April 2016

Published and printed by Statistical Office of Montenegro - MONSTAT

81000 Podgorica, IV Proleterske 2, Phone (+382) 20 230 811, Fax (+382) 20 230 814

Release prepared by:

Department for demography, education, culture and justice statistics

e-mail: contact@monstat.org

When using these data please indicate the source
