

RELEASE 133/2024

Release date:  
15 October 2024

*The 2023 Census of Population, Households, and Dwellings*

## **Population of Montenegro by Sex and Age**

By this release, the Statistical Office is starting the release of final results of the Census of Population, Households, and Dwellings implemented in period from 3 to 30 December 2023, in line with the international recommendations of UNECE, and guidelines of Regulation No 763/2008 of the European Parliament and of the Council.

The data in this release, as well as in the next releases from the 2023 Census, are a result of conducted statistical controls and statistical processing of collected data, in line with the defined Methodology for Preparation, Organization, and Implementation of Census, and they represent the final results of the Census of Population, Households, and Dwellings in 2023.

The results in this release refer to number and structure of population by the main demographic characteristics – sex and age, at Montenegro level and by municipalities.

With the Census of Population, Households, and Dwellings in 2023, there were enumerated 623 633 persons with their usual place of residence in Montenegro.

Podgorica has the highest number of population, 179 505, which is close to 28.78% of population of Montenegro, followed by Niksic and Bar. In these three municipalities, it is concentrated approx. 46.67% of the total population of Montenegro. Municipalities with the lowest number of population are Savnik, 1 569 population, Pluzine with 2 177 population, and Zabljak with 2 941 population.

Out of the total number of population, 316 826 or 50.80% are women, and 306 807 or 49.20% are men.

Women are in average 40.90, and men are 38.52 years old.

The average age of population of Montenegro is 39.73 years. Observing the municipalities, the population of Pluzine is in average the oldest with 47.32 years, and Rozaje the youngest with an average of 35.83 years.

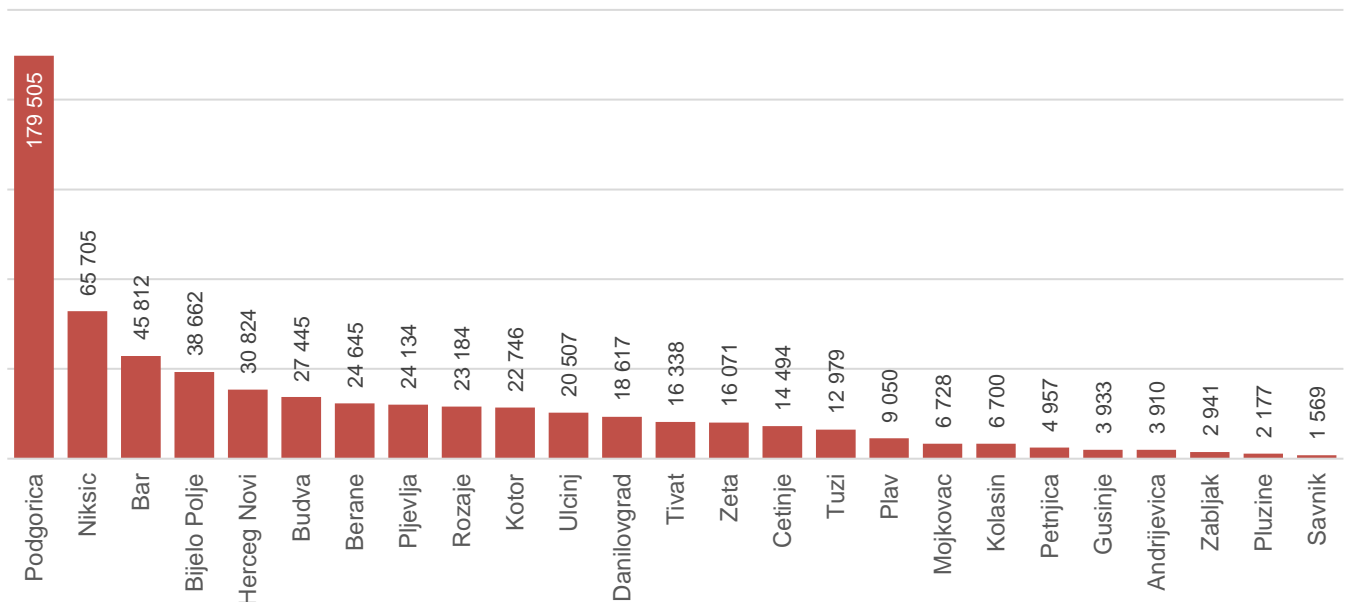
Observing the age groups, children aged 0-5 years, which represent a preschool age, make 6.85% of the total population. Primary school age, 6-14 years of age, is 11.18%, and secondary school age, 15-18 years of age, is 4.63% present in the total population.

Population from 0 to 14 years of age make 18.03% of the total population. Working age population (15-64 years) make 65.13%, while population aged 65 and over are 16.84%. Adult population make 78.45% of the total population.

**Table 1.** Population of Montenegro, by municipalities

Municipalities	Population	
	Total	in %
<b>Montenegro</b>	<b>623 633</b>	<b>100.00</b>
Andrijevica	3 910	0.63
Bar	45 812	7.35
Berane	24 645	3.95
Bijelo Polje	38 662	6.20
Budva	27 445	4.40
Cetinje	14 494	2.32
Danilovgrad	18 617	2.99
Gusinje	3 933	0.63
Herceg Novi	30 824	4.94
Kolasin	6 700	1.07
Kotor	22 746	3.65
Mojkovac	6 728	1.08
Niksic	65 705	10.54
Petnjica	4 957	0.79
Plav	9 050	1.45
Pljevlja	24 134	3.87
Pluzine	2 177	0.35
Podgorica	179 505	28.78
Rozaje	23 184	3.72
Savnik	1 569	0.25
Tivat	16 338	2.62
Tuzi	12 979	2.08
Ulcinj	20 507	3.29
Zabljak	2 941	0.47
Zeta	16 071	2.58

**Graph 1.** Population of Montenegro by municipalities, in %



**Table 2.** Population of Montenegro by sex, by municipalities

Municipalities	Population			in %	
	Total	Men	Women	Men	Women
<b>Montenegro</b>	<b>623 633</b>	<b>306 807</b>	<b>316 826</b>	<b>49.20</b>	<b>50.80</b>
Andrijevica	3 910	2 073	1 837	53.02	46.98
Bar	45 812	22 258	23 554	48.59	51.41
Berane	24 645	12 335	12 310	50.05	49.95
Bijelo Polje	38 662	19 441	19 221	50.28	49.72
Budva	27 445	13 122	14 323	47.81	52.19
Cetinje	14 494	6 946	7 548	47.92	52.08
Danilovgrad	18 617	9 740	8 877	52.32	47.68
Gusinje	3 933	2 097	1 836	53.32	46.68
Herceg Novi	30 824	14 785	16 039	47.97	52.03
Kolasin	6 700	3 383	3 317	50.49	49.51
Kotor	22 746	10 995	11 751	48.34	51.66
Mojkovac	6 728	3 450	3 278	51.28	48.72
Niksic	65 705	32 379	33 326	49.28	50.72
Petnjica	4 957	2 610	2 347	52.65	47.35
Plav	9 050	4 757	4 293	52.56	47.44
Pljevlja	24 134	12 000	12 134	49.72	50.28
Pluzine	2 177	1 151	1 026	52.87	47.13
Podgorica	179 505	85 819	93 686	47.81	52.19
Rozaje	23 184	11 832	11 352	51.04	48.96
Savnik	1 569	855	714	54.49	45.51
Tivat	16 338	8 021	8 317	49.09	50.91
Tuzi	12 979	6 712	6 267	51.71	48.29
Ulcinj	20 507	10 399	10 108	50.71	49.29
Zabljak	2 941	1 494	1 447	50.80	49.20
Zeta	16 071	8 153	7 918	50.73	49.27

**Graph 2.** Population of Montenegro, by sex, by municipalities, in %

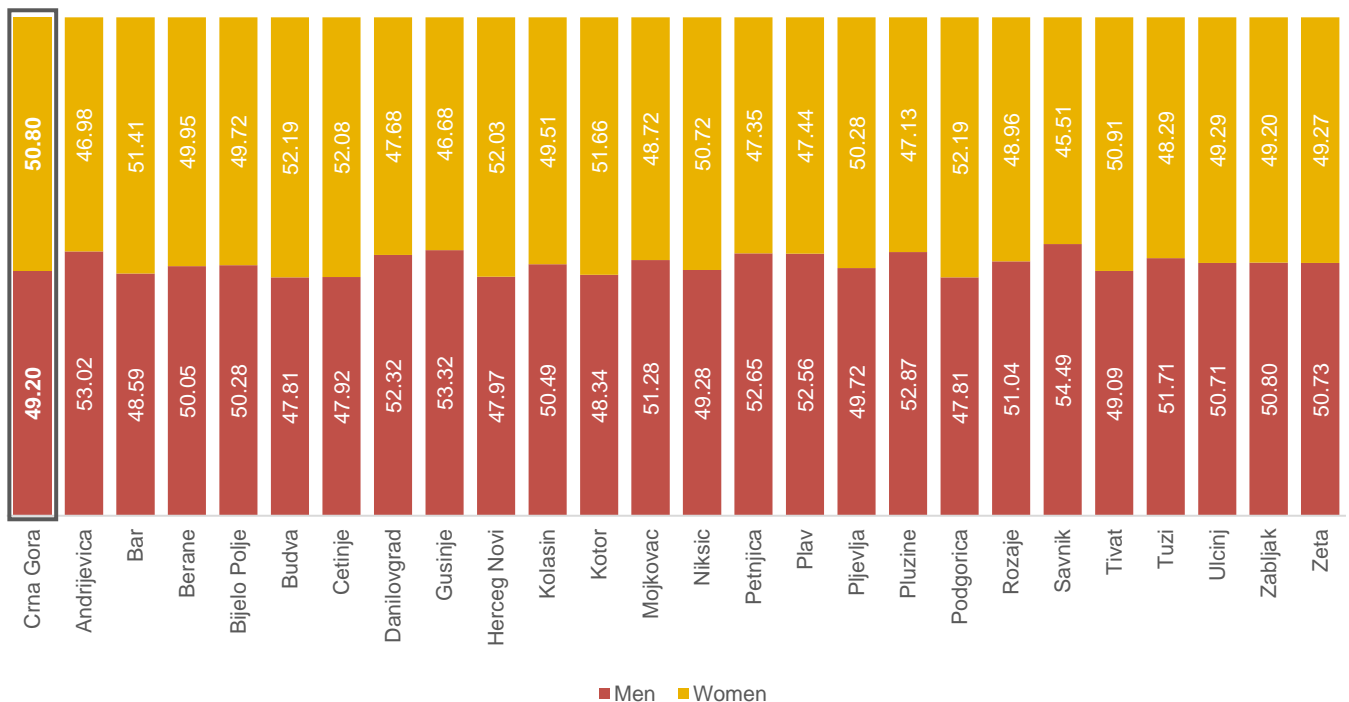


Table 3. Population of Montenegro, by age and sex

Age	Population			in %	
	Total	Men	Women	Men	Women
<b>Montenegro</b>	<b>623 633</b>	<b>306 807</b>	<b>316 826</b>	<b>49.20</b>	<b>50.80</b>
0-4	35 368	18 237	17 131	51.56	48.44
5-9	38 269	19 830	18 439	51.82	48.18
10-14	38 807	20 204	18 603	52.06	47.94
15-19	35 250	18 432	16 818	52.29	47.71
20-24	34 699	17 949	16 750	51.73	48.27
25-29	38 809	19 614	19 195	50.54	49.46
30-34	42 465	21 132	21 333	49.76	50.24
35-39	46 328	23 096	23 232	49.85	50.15
40-44	45 511	22 545	22 966	49.54	50.46
45-49	42 709	20 859	21 850	48.84	51.16
50-54	40 099	19 671	20 428	49.06	50.94
55-59	39 965	19 663	20 302	49.20	50.80
60-64	40 346	19 551	20 795	48.46	51.54
65-69	37 231	17 833	19 398	47.90	52.10
70-74	30 120	13 481	16 639	44.76	55.24
75 and over	37 657	14 710	22 947	39.06	60.94
0-5	42 745	22 068	20 677	51.63	48.37
6-14	69 699	36 203	33 496	51.94	48.06
15-18	28 861	15 108	13 753	52.35	47.65
0-17	134 420	69 772	64 648	51.91	48.09
18 and over	489 213	237 035	252 178	48.45	51.55
0-14	112 444	58 271	54 173	51.82	48.18
15-64	406 181	202 512	203 669	49.86	50.14
65 and over	105 008	46 024	58 984	43.83	56.17

Graph 3. Population of Montenegro, by age and sex

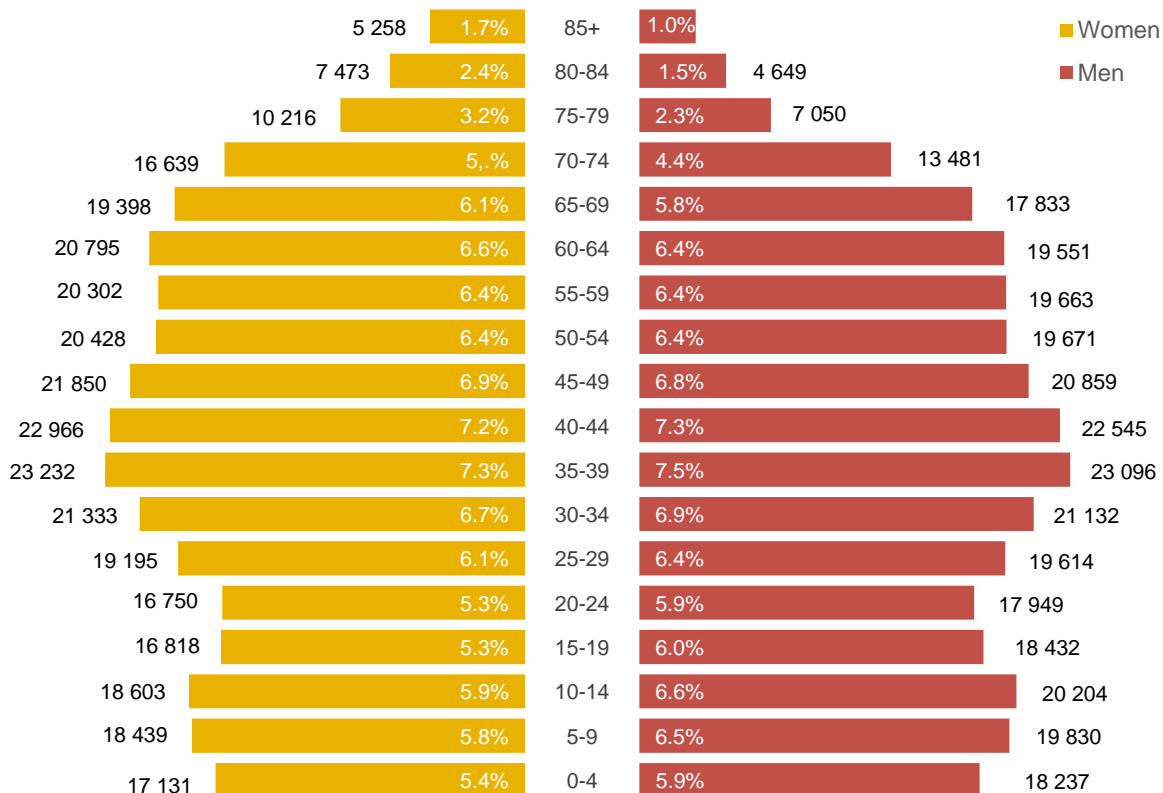


Table 4. Population of Montenegro by age and sex, by municipalities

Municipalities/sex	Total	Age															
		0-4	5-9	10-14	15-19	20-24	25-29	30-34	35-39	40-44	45-49	50-54	55-59	60-64	65-69	70-74	75+
<b>Montenegro</b>	<b>623 633</b>	<b>35 368</b>	<b>38 269</b>	<b>38 807</b>	<b>35 250</b>	<b>34 699</b>	<b>38 809</b>	<b>42 465</b>	<b>46 328</b>	<b>45 511</b>	<b>42 709</b>	<b>40 099</b>	<b>39 965</b>	<b>40 346</b>	<b>37 231</b>	<b>30 120</b>	<b>37 657</b>
Men	306 807	18 237	19 830	20 204	18 432	17 949	19 614	21 132	23 096	22 545	20 859	19 671	19 663	19 551	17 833	13 481	14 710
Women	316 826	17 131	18 439	18 603	16 818	16 750	19 195	21 333	23 232	22 966	21 850	20 428	20 302	20 795	19 398	16 639	22 947
<b>Andrijevica</b>	<b>3 910</b>	<b>174</b>	<b>208</b>	<b>212</b>	<b>224</b>	<b>249</b>	<b>179</b>	<b>233</b>	<b>208</b>	<b>225</b>	<b>257</b>	<b>262</b>	<b>303</b>	<b>332</b>	<b>328</b>	<b>228</b>	<b>288</b>
Men	2 073	96	109	114	115	129	96	129	123	124	140	142	175	186	177	105	113
Women	1 837	78	99	98	109	120	83	104	85	101	117	120	128	146	151	123	175
<b>Bar</b>	<b>45 812</b>	<b>2 457</b>	<b>2 942</b>	<b>2 967</b>	<b>2 453</b>	<b>2 377</b>	<b>2 749</b>	<b>3 167</b>	<b>3 591</b>	<b>3 363</b>	<b>3 096</b>	<b>2 967</b>	<b>2 986</b>	<b>3 071</b>	<b>2 819</b>	<b>2 199</b>	<b>2 608</b>
Men	22 258	1 257	1 534	1 545	1 304	1 224	1 396	1 460	1 782	1 654	1 476	1 392	1 408	1 451	1 314	1 004	1 057
Women	23 554	1 200	1 408	1 422	1 149	1 153	1 353	1 707	1 809	1 709	1 620	1 575	1 578	1 620	1 505	1 195	1 551
<b>Berane</b>	<b>24 645</b>	<b>1 341</b>	<b>1 491</b>	<b>1 544</b>	<b>1 626</b>	<b>1 493</b>	<b>1 553</b>	<b>1 400</b>	<b>1 448</b>	<b>1 520</b>	<b>1 645</b>	<b>1 676</b>	<b>1 800</b>	<b>1 727</b>	<b>1 530</b>	<b>1 223</b>	<b>1 628</b>
Men	12 335	702	757	801	865	751	832	733	728	797	794	848	950	897	733	520	627
Women	12 310	639	734	743	761	742	721	667	720	723	851	828	850	830	797	703	1 001
<b>Bijelo Polje</b>	<b>38 662</b>	<b>2 018</b>	<b>2 235</b>	<b>2 486</b>	<b>2 499</b>	<b>2 390</b>	<b>2 171</b>	<b>2 145</b>	<b>2 374</b>	<b>2 604</b>	<b>2 648</b>	<b>2 542</b>	<b>2 680</b>	<b>2 903</b>	<b>2 604</b>	<b>2 045</b>	<b>2 318</b>
Men	19 441	1 050	1 172	1 284	1 307	1 207	1 141	1 083	1 197	1 367	1 334	1 301	1 384	1 461	1 294	924	935
Women	19 221	968	1 063	1 202	1 192	1 183	1 030	1 062	1 177	1 237	1 314	1 241	1 296	1 442	1 310	1 121	1 383
<b>Budva</b>	<b>27 445</b>	<b>1 834</b>	<b>2 097</b>	<b>1 867</b>	<b>1 292</b>	<b>1 129</b>	<b>1 709</b>	<b>2 411</b>	<b>2 907</b>	<b>2 537</b>	<b>1 986</b>	<b>1 630</b>	<b>1 429</b>	<b>1 364</b>	<b>1 292</b>	<b>936</b>	<b>1 025</b>
Men	13 122	917	1 100	961	667	580	846	1 125	1 357	1 236	965	767	630	577	584	398	412
Women	14 323	917	997	906	625	549	863	1 286	1 550	1 301	1 021	863	799	787	708	538	613
<b>Cetinje</b>	<b>14 494</b>	<b>656</b>	<b>777</b>	<b>719</b>	<b>644</b>	<b>665</b>	<b>836</b>	<b>986</b>	<b>1 035</b>	<b>1 036</b>	<b>916</b>	<b>945</b>	<b>1 062</b>	<b>1 133</b>	<b>1 031</b>	<b>897</b>	<b>1 156</b>
Men	6 946	331	385	381	349	334	433	484	511	524	465	469	485	519	485	386	405
Women	7 548	325	392	338	295	331	403	502	524	512	451	476	577	614	546	511	751
<b>Danilovgrad</b>	<b>18 617</b>	<b>1 030</b>	<b>999</b>	<b>1 045</b>	<b>960</b>	<b>1 111</b>	<b>1 130</b>	<b>1 340</b>	<b>1 386</b>	<b>1 289</b>	<b>1 187</b>	<b>1 120</b>	<b>1 194</b>	<b>1 233</b>	<b>1 239</b>	<b>1 052</b>	<b>1 302</b>
Men	9 740	548	529	529	528	634	615	745	786	701	647	581	587	619	639	514	538
Women	8 877	482	470	516	432	477	515	595	600	588	540	539	607	614	600	538	764
<b>Gusinje</b>	<b>3 933</b>	<b>181</b>	<b>172</b>	<b>170</b>	<b>192</b>	<b>232</b>	<b>249</b>	<b>236</b>	<b>238</b>	<b>235</b>	<b>294</b>	<b>344</b>	<b>349</b>	<b>333</b>	<b>276</b>	<b>166</b>	<b>266</b>
Men	2 097	85	91	99	106	120	134	123	138	134	142	177	202	181	154	92	119
Women	1 836	96	81	71	86	112	115	113	100	101	152	167	147	152	122	74	147
<b>Herceg Novi</b>	<b>30 824</b>	<b>1 465</b>	<b>1 713</b>	<b>1 831</b>	<b>1 556</b>	<b>1 341</b>	<b>1 546</b>	<b>1 943</b>	<b>2 366</b>	<b>2 421</b>	<b>2 195</b>	<b>2 061</b>	<b>2 089</b>	<b>2 031</b>	<b>2 036</b>	<b>1 905</b>	<b>2 325</b>
Men	14 785	736	901	939	828	721	777	950	1 143	1 171	1 072	992	965	924	916	818	932
Women	16 039	729	812	892	728	620	769	993	1 223	1 250	1 123	1 069	1 124	1 107	1 120	1 087	1 393
<b>Kolasin</b>	<b>6 700</b>	<b>287</b>	<b>323</b>	<b>340</b>	<b>333</b>	<b>373</b>	<b>416</b>	<b>404</b>	<b>411</b>	<b>450</b>	<b>412</b>	<b>492</b>	<b>547</b>	<b>569</b>	<b>472</b>	<b>383</b>	<b>488</b>
Men	3 383	145	165	168	172	179	215	226	240	233	217	256	286	313	224	174	170
Women	3 317	142	158	172	161	194	201	178	171	217	195	236	261	256	248	209	318
<b>Kotor</b>	<b>22 746</b>	<b>1 217</b>	<b>1 408</b>	<b>1 269</b>	<b>1 090</b>	<b>1 166</b>	<b>1 399</b>	<b>1 606</b>	<b>1 834</b>	<b>1 664</b>	<b>1 452</b>	<b>1 423</b>	<b>1 469</b>	<b>1 530</b>	<b>1 450</b>	<b>1 215</b>	<b>1 554</b>
Men	10 995	621	707	680	578	615	711	789	916	814	702	698	667	706	702	528	561
Women	11 751	596	701	589	512	551	688	817	918	850	750	725	802	824	748	687	993
<b>Mojkovac</b>	<b>6 728</b>	<b>248</b>	<b>312</b>	<b>342</b>	<b>387</b>	<b>416</b>	<b>435</b>	<b>355</b>	<b>394</b>	<b>399</b>	<b>485</b>	<b>450</b>	<b>604</b>	<b>544</b>	<b>508</b>	<b>387</b>	<b>462</b>
Men	3 450	136	180	166	213	223	235	187	218	209	248	231	320	276	250	190	168
Women	3 278	112	132	176	174	193	200	168	176	190	237	219	284	268	258	197	294

Table 4. Population of Montenegro by age and sex, by municipalities

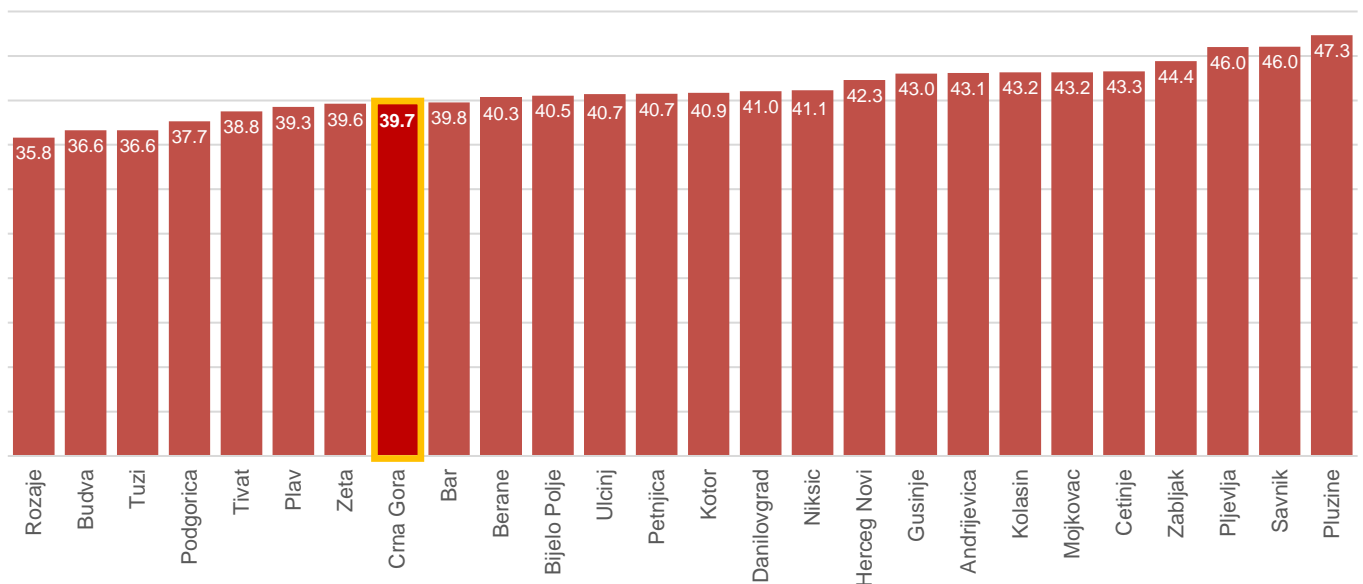
/continued/

Municipalities/sex	Total	Age															
		0-4	5-9	10-14	15-19	20-24	25-29	30-34	35-39	40-44	45-49	50-54	55-59	60-64	65-69	70-74	75+
<b>Nikšić</b>	<b>65 705</b>	<b>3 195</b>	<b>3 705</b>	<b>4 009</b>	<b>3 869</b>	<b>3 873</b>	<b>4 049</b>	<b>3 826</b>	<b>4 301</b>	<b>4 558</b>	<b>4 569</b>	<b>4 374</b>	<b>4 516</b>	<b>4 557</b>	<b>4 178</b>	<b>3 429</b>	<b>4 697</b>
Men	32 379	1 687	1 899	2 123	2 006	1 990	2 057	2 008	2 134	2 240	2 161	2 209	2 317	2 291	1 976	1 550	1 731
Women	33 326	1 508	1 806	1 886	1 863	1 883	1 992	1 818	2 167	2 318	2 408	2 165	2 199	2 266	2 202	1 879	2 966
<b>Petnjica</b>	<b>4 957</b>	<b>227</b>	<b>269</b>	<b>350</b>	<b>350</b>	<b>292</b>	<b>255</b>	<b>263</b>	<b>271</b>	<b>316</b>	<b>383</b>	<b>406</b>	<b>370</b>	<b>351</b>	<b>304</b>	<b>255</b>	<b>295</b>
Men	2 610	116	134	190	172	167	145	144	160	170	213	217	193	191	149	112	137
Women	2 347	111	135	160	178	125	110	119	111	146	170	189	177	160	155	143	158
<b>Plav</b>	<b>9 050</b>	<b>528</b>	<b>588</b>	<b>556</b>	<b>573</b>	<b>569</b>	<b>556</b>	<b>583</b>	<b>580</b>	<b>592</b>	<b>587</b>	<b>602</b>	<b>644</b>	<b>665</b>	<b>540</b>	<b>378</b>	<b>509</b>
Men	4 757	280	294	294	302	310	304	322	321	316	304	314	345	337	294	190	230
Women	4 293	248	294	262	271	259	252	261	259	276	283	288	299	328	246	188	279
<b>Pļjevlja</b>	<b>24 134</b>	<b>883</b>	<b>957</b>	<b>1 062</b>	<b>1 218</b>	<b>1 155</b>	<b>1 228</b>	<b>1 210</b>	<b>1 452</b>	<b>1 530</b>	<b>1 597</b>	<b>1 694</b>	<b>1 902</b>	<b>2 255</b>	<b>2 092</b>	<b>1 602</b>	<b>2 297</b>
Men	12 000	450	487	541	629	595	651	661	774	805	790	844	971	1 132	1 070	730	870
Women	12 134	433	470	521	589	560	577	549	678	725	807	850	931	1 123	1 022	872	1 427
<b>Pluzine</b>	<b>2 177</b>	<b>69</b>	<b>83</b>	<b>88</b>	<b>107</b>	<b>120</b>	<b>109</b>	<b>109</b>	<b>87</b>	<b>143</b>	<b>119</b>	<b>164</b>	<b>188</b>	<b>190</b>	<b>190</b>	<b>159</b>	<b>252</b>
Men	1 151	33	43	40	55	59	53	59	59	86	68	84	114	105	103	76	114
Women	1 026	36	40	48	52	61	56	50	28	57	51	80	74	85	87	83	138
<b>Podgorica</b>	<b>179 505</b>	<b>11 814</b>	<b>11 962</b>	<b>11 728</b>	<b>10 104</b>	<b>10 098</b>	<b>12 224</b>	<b>13 818</b>	<b>14 865</b>	<b>14 136</b>	<b>12 756</b>	<b>10 951</b>	<b>9 841</b>	<b>9 585</b>	<b>9 033</b>	<b>7 565</b>	<b>9 025</b>
Men	85 819	6 084	6 184	6 132	5 196	5 142	5 916	6 624	7 105	6 623	6 031	5 124	4 645	4 341	4 059	3 209	3 404
Women	93 686	5 730	5 778	5 596	4 908	4 956	6 308	7 194	7 760	7 513	6 725	5 827	5 196	5 244	4 974	4 356	5 621
<b>Rozaje</b>	<b>23 184</b>	<b>1 608</b>	<b>1 715</b>	<b>1 814</b>	<b>1 770</b>	<b>1 600</b>	<b>1 477</b>	<b>1 507</b>	<b>1 424</b>	<b>1 554</b>	<b>1 545</b>	<b>1 612</b>	<b>1 473</b>	<b>1 395</b>	<b>1 058</b>	<b>768</b>	<b>864</b>
Men	11 832	841	882	951	929	843	748	767	783	791	803	803	710	699	554	352	376
Women	11 352	767	833	863	841	757	729	740	641	763	742	809	763	696	504	416	488
<b>Savnik</b>	<b>1 569</b>	<b>49</b>	<b>66</b>	<b>80</b>	<b>68</b>	<b>82</b>	<b>80</b>	<b>84</b>	<b>91</b>	<b>80</b>	<b>104</b>	<b>123</b>	<b>136</b>	<b>146</b>	<b>122</b>	<b>108</b>	<b>150</b>
Men	855	30	28	41	39	49	34	52	54	43	62	63	88	91	60	64	57
Women	714	19	38	39	29	33	46	32	37	37	42	60	48	55	62	44	93
<b>Tivat</b>	<b>16 338</b>	<b>1 077</b>	<b>1 107</b>	<b>1 042</b>	<b>800</b>	<b>704</b>	<b>932</b>	<b>1 295</b>	<b>1 470</b>	<b>1 378</b>	<b>1 107</b>	<b>889</b>	<b>1 019</b>	<b>980</b>	<b>894</b>	<b>764</b>	<b>880</b>
Men	8 021	559	577	550	418	391	455	623	713	675	554	444	500	453	423	355	331
Women	8 317	518	530	492	382	313	477	672	757	703	553	445	519	527	471	409	549
<b>Tuzi</b>	<b>12 979</b>	<b>862</b>	<b>922</b>	<b>985</b>	<b>849</b>	<b>945</b>	<b>915</b>	<b>875</b>	<b>875</b>	<b>845</b>	<b>822</b>	<b>791</b>	<b>814</b>	<b>747</b>	<b>653</b>	<b>425</b>	<b>654</b>
Men	6 712	427	487	487	463	479	485	445	453	438	425	417	463	410	339	203	291
Women	6 267	435	435	498	386	466	430	430	422	407	397	374	351	337	314	222	363
<b>Ulcinj</b>	<b>20 507</b>	<b>1 113</b>	<b>1 202</b>	<b>1 143</b>	<b>1 129</b>	<b>1 139</b>	<b>1 336</b>	<b>1 408</b>	<b>1 486</b>	<b>1 368</b>	<b>1 260</b>	<b>1 400</b>	<b>1 357</b>	<b>1 407</b>	<b>1 362</b>	<b>1 041</b>	<b>1 356</b>
Men	10 399	585	654	569	572	610	666	711	771	741	626	701	659	722	692	493	627
Women	10 108	528	548	574	557	529	670	697	715	627	634	699	698	685	670	548	729
<b>Zabljak</b>	<b>2 941</b>	<b>133</b>	<b>133</b>	<b>124</b>	<b>148</b>	<b>146</b>	<b>184</b>	<b>180</b>	<b>187</b>	<b>174</b>	<b>186</b>	<b>192</b>	<b>228</b>	<b>266</b>	<b>209</b>	<b>164</b>	<b>287</b>
Men	1 494	66	58	63	76	72	87	101	97	94	95	100	120	155	109	82	119
Women	1 447	67	75	61	72	74	97	79	90	80	91	92	108	111	100	82	168
<b>Zeta</b>	<b>16 071</b>	<b>902</b>	<b>883</b>	<b>1 034</b>	<b>1 009</b>	<b>1 034</b>	<b>1 092</b>	<b>1 081</b>	<b>1 047</b>	<b>1 094</b>	<b>1 101</b>	<b>989</b>	<b>965</b>	<b>1 032</b>	<b>1 011</b>	<b>826</b>	<b>971</b>
Men	8 153	455	473	556	543	525	582	581	533	559	525	497	479	514	533	412	386
Women	7 918	447	410	478	466	509	510	500	514	535	576	492	486	518	478	414	585

Table 5. Average age of population by sex, by municipalities

Municipalities	Average age of population		
	Total	Men	Women
<b>Montenegro</b>	<b>39.73</b>	<b>38.52</b>	<b>40.90</b>
Andrijevica	43.08	42.32	43.93
Bar	39.79	38.56	40.95
Berane	40.27	39.10	41.45
Bijelo Polje	40.52	39.60	41.46
Budva	36.63	35.32	37.83
Cetinje	43.28	41.52	44.90
Danilovgrad	41.03	39.92	42.25
Gusinje	43.03	42.86	43.23
Herceg Novi	42.28	40.71	43.73
Kolasin	43.16	42.09	44.26
Kotor	40.86	39.23	42.40
Mojkovac	43.17	41.80	44.60
Niksic	41.14	39.73	42.51
Petnjica	40.73	40.17	41.35
Plav	39.26	38.85	39.72
Pljevlja	46.00	44.73	47.25
Pluzine	47.32	47.18	47.48
Podgorica	37.65	36.16	39.02
Rozaje	35.83	35.19	36.49
Savnik	46.03	45.46	46.70
Tivat	38.78	37.50	40.01
Tuzi	36.65	36.52	36.78
Ulcinj	40.70	40.07	41.35
Zabljak	44.43	44.30	44.57
Zeta	39.61	38.64	40.61

Graph 4. Average age of population, by municipalities



Graph 5. Stages of demographic age of Montenegro population, by municipalities



	AVERAGE AGE	STAGE OF DEMOGRAPHIC AGE <sup>1</sup>	NUMBER OF MUNICIPALITIES
	Until 20	Early demographic youth	-
	20-24	Demographic youth	-
	25-29	Demographic maturity	-
	30-34	Threshold of demographic old age	-
	35-39	Demographic old age	8
	40-43	Deep demographic old age	8
	Over 43	The deepest demographic old age	9

<sup>1</sup> There are several main indicators based on which the demographic age of population can be determined (average and medial age, age index, share of youth and old age in total population, etc.), and the literature recognizes several typologies for determining the stages of demographic age. For the purpose of municipality overview by stages of demographic age, the distribution used in previous censuses has been applied.



## METHODOLOGICAL NOTES

The Census of Population, Households, and Dwellings was implemented in period from 3 to 30 December 2023, in line with the Methodology for Preparation, Organization, and Implementation of the Census. The 2023 Census Methodology is in line with the international standards which determine common rules for collecting the data on population, out which the most important are:

- Conference of European Statisticians Recommendations for the 2020 Censuses of Population and Housing prepared by UNECE;
- Regulation No 763/2008 of the European Parliament and of the Council of 9 July 2008 on population and housing censuses, as well as other implementation regulations with the respect of the European Statistics Code of Practice.

The census was implemented according to the situation as on 31 October 2023, at midnight, which is considered to be the reference moment of the census.

The census was done in the traditional manner, by the interview method, using paper questionnaires, 'door-to-door' approach.

The release of the census results is defined by Article 30 of the Law on Census.

**Population** includes persons with their usual place of residence in Montenegro.

**Usual place of residence** means a place where a person usually spends the day, regardless of temporary absence due to recreation, vacation, visiting friends or relatives, business absence, as well as absence due to treatment or religious pilgrimage, as well as a place where the person stays uninterruptedly, at least one year before the Census reference moment or who has arrived at the usual place of residence in the course of 12 months prior the Census reference moment with the intention of staying there for at least one year.

## Age

Data on age have been obtained based information on date of birth.

Data on age are expressed in reached years of age. It means that an age group, ex. 5-9 years comprises persons that reached an age of 5, 6, 7, 8 and 9 years.

Common term 'Municipality' is used in this release for 25 local self-government units, for the capital Podgorica, royal capital Cetinje, and the remained 23 local self-government units with the status of municipality.

When using the data, state: 'Data source': Statistical Office of Montenegro - MONSTAT

*More data, as well as detailed methodological explanations can be found under section:*

[The census of population 2023](#)