

RELEASE 37/2025

Release date:
25 March 2025

Census of Population, Households and Dwellings, 2023

Educational structure of the population

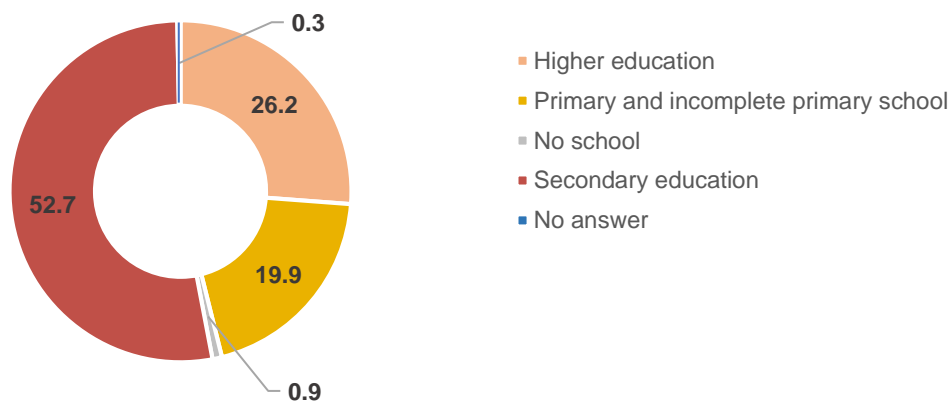
The Census of Population, Households, and Dwellings collected data on the highest level of school completed – educational attainment for all persons, except for preschool children and primary school students.

The highest level of school completed is the type of school by whose completion a person has acquired the highest level of education. The answer was collected on the basis of statement.

This release presents the data on the highest completed education level, and they refer to persons aged 15 and over.

- Out of the total population aged 15 and over, there are 90 819 population or 17.8% which completed primary school, while 269 641 population or 52.8% completed secondary school.
- In Montenegro, 94.3% of the population, aged 20-24, have at least completed secondary education, while in EU countries this average was 84% in 2023.
- Higher education level is completed by 26.2% of Montenegro population.
- The highest share of persons with higher level of education is recorded in the municipality Budva (39.9%), and the lowest share in the municipality Petnjica (6.3%).
- In addition to Budva, Podgorica, Tivat, Kotor, Herceg Novi, and Bar have higher share of highly educated persons than the average at the level of Montenegro.
- The highest level of education has the age group of 30-34 years, where 45.7% of the population is with the university education.
- In Montenegro, 44.4% of the population aged 25-34 has higher education (in EU countries, this average in 2023 was 43%).

Graph 1. Educational structure of the population aged 15 and over, in %

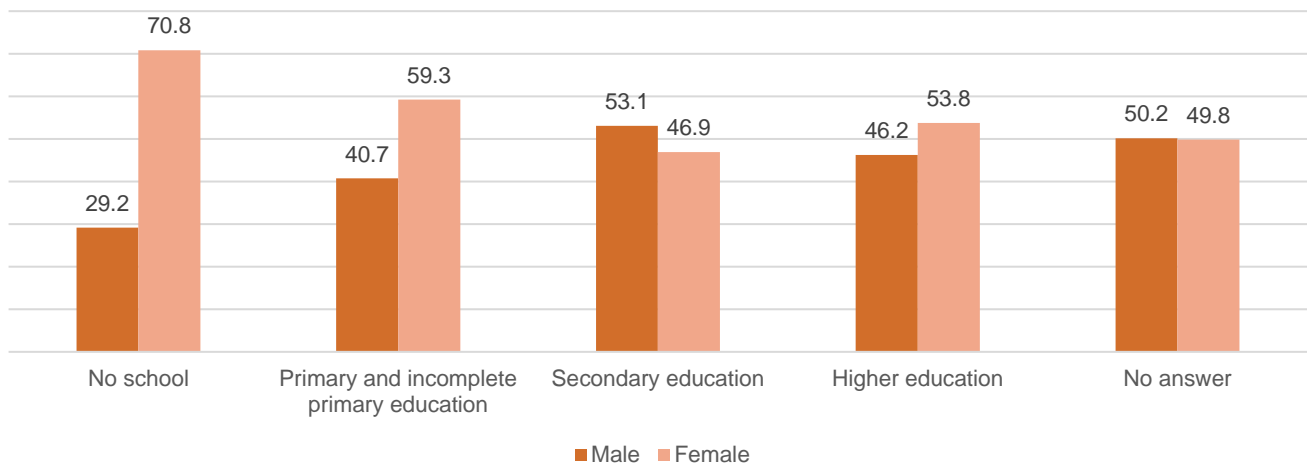


*In addition to residents who have completed secondary school, secondary education also includes data for highly skilled qualification, higher vocational school/master craftsman exam.

Table 1. Population aged 15 and over by education level and sex, in %

	Total	Sex		In %	
		Male	Female	Male	Female
Total	511 189	248 536	262 653	48,6	51,4
No school	4 732	1 380	3 352	29,2	70,8
Primary and incomplete primary school	101 482	41 336	60 146	40,7	59,3
Secondary education	269 641	143 211	126 430	53,1	46,9
Higher education	133 931	61 906	72 025	46,2	53,8
No answer	1 403	703	700	50,2	49,8

Graph 2. Educational structure of population aged 15 and over by sex, in %



Graph 3. Educational structure of population by age groups, in %

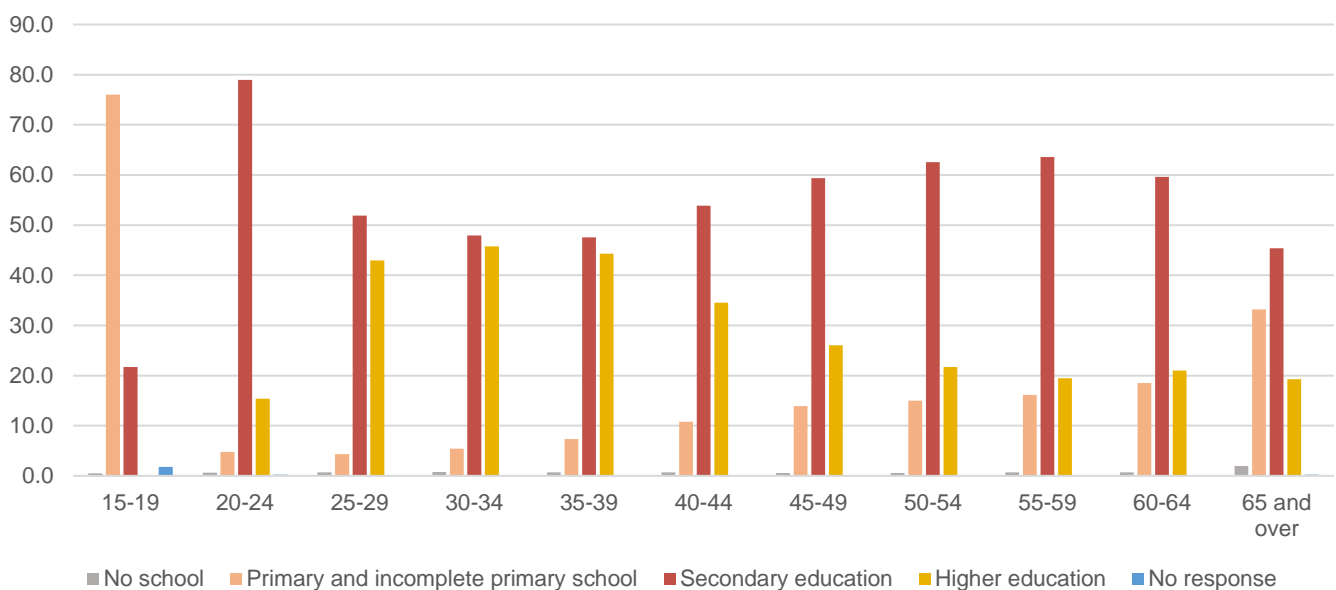


Table 2. Educational structure of the population aged 15 and over, by highest completed school by age groups

Age	Total	Level of education											No answer
		No school	Incomplete primary school	Primary school	Secondary school	Highly skilled qualification, higher vocational school/master craftsman exam	Higher education						
							Total	Higher school and first degree of faculty	Undergraduate studies	Specialist Studies	Master's Degree	Doctorate/ Doctoral Studies	
Total	511 189	4 732	10 663	90 819	262 706	6 935	133 931	21 429	86 699	10 051	13 915	1 837	1 403
15-19	35 250	173	132	26 662	7 658	-	-	-	-	-	-	-	625
20-24	34 699	220	166	1 491	27 267	132	5 332	278	4 388	282	384	-	91
25-29	38 809	271	144	1 533	19 865	277	16 660	790	10 475	2 781	2 592	22	59
30-34	42 465	332	209	2 082	19 938	414	19 429	1 135	12 122	3 221	2 849	102	61
35-39	46 328	338	235	3 156	21 518	525	20 509	1 662	13 360	2 422	2 847	218	47
40-44	45 511	312	308	4 598	23 983	537	15 707	2 094	11 037	620	1 692	264	66
45-49	42 709	248	298	5 643	24 885	461	11 109	1 731	7 679	329	1 134	236	65
50-54	40 099	232	265	5 761	24 585	493	8 709	1 703	5 805	161	810	230	54
55-59	39 965	271	338	6 124	24 817	583	7 781	2 030	4 943	86	540	182	51
60-64	40 346	286	688	6 787	23 441	618	8 474	2 291	5 554	58	411	160	52
65 and over	105 008	2 049	7 880	26 982	44 749	2 895	20 221	7 715	11 336	91	656	423	232

Graph 4. Structure of the highly educated population aged 15 and over, by municipalities and sex, in %

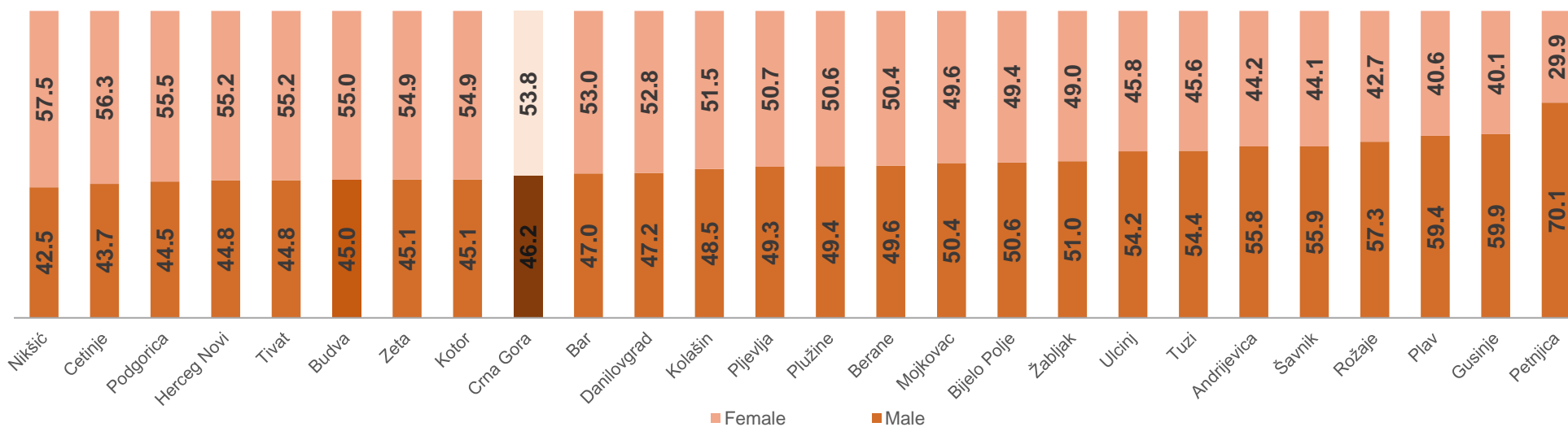
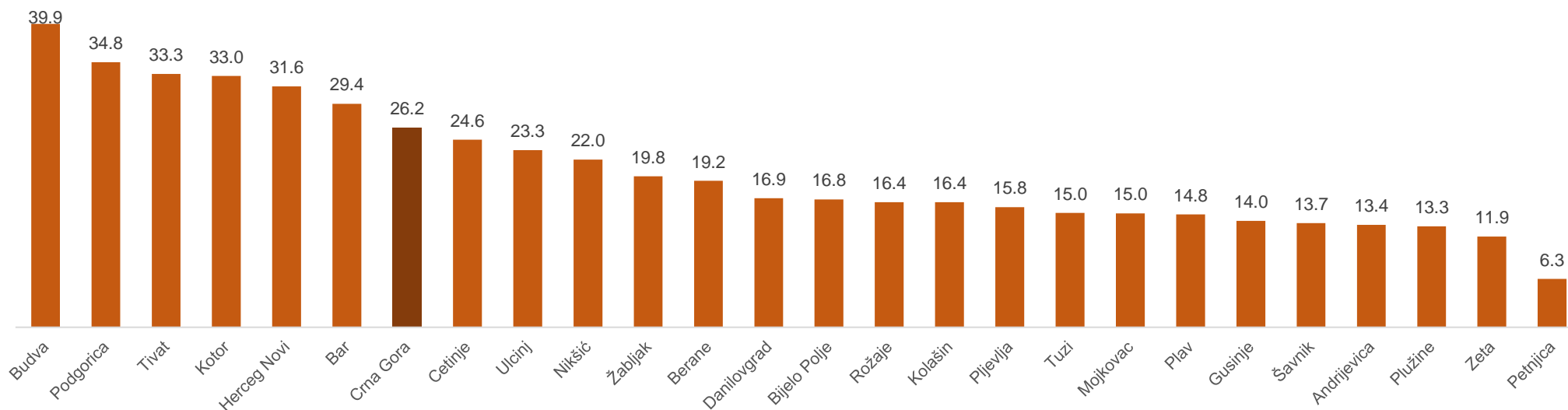


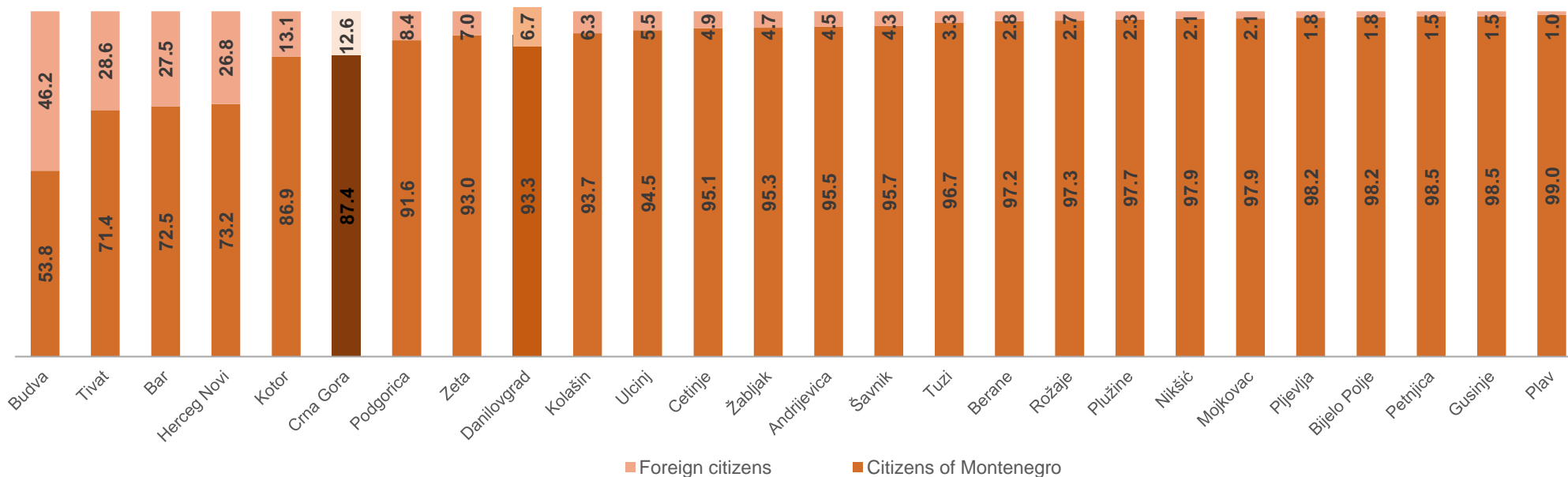
Table 3. Educational structure of population aged 15 and over, by highest level of school completed, by municipalities

Municipality	Total	Level of education										No answer	
		No school	Incomplete primary school	Primary school	High School	Highly skilled qualification, higher vocational school/master craftsman exam	Higher education						
							Total	High school and first degree of faculty	Undergraduate studies	Specialist Studies	Master's Degree		Doctorate/ Doctoral Studies
Total	511 189	4 732	10 663	90 819	262 706	6 935	133 931	21 429	86 699	10 051	13 915	1 837	1 403
Andrijevisa	3 316	24	71	887	1 866	z	446	111	283	28	24	-	z
Bar	37 446	264	749	6 348	18 307	699	10 992	2 334	6 835	626	1 064	133	87
Berane	20 269	269	396	4 478	11 079	87	3 897	770	2 645	214	252	16	63
Bijelo Polje	31 923	288	947	8 749	16 324	207	5 363	1 031	3 473	382	458	19	45
Budva	21 647	109	130	2 038	10 179	528	8 627	1 671	5 387	472	980	117	36
Cetinje	12 342	84	179	2 095	6 782	143	3 040	504	1 885	312	308	31	19
Danilovgrad	15 543	102	189	2 912	9 376	265	2 634	474	1 684	244	212	20	65
Gusinje	3 410	80	119	1 006	1 696	z	476	98	277	z	64	z	z
Herceg Novi	25 815	105	281	3 188	13 421	600	8 167	2 025	4 867	401	776	98	53
Kolašin	5 750	z	268	1 262	3 165	66	945	195	588	97	z	z	z
Kotor	18 852	80	270	2 040	9 897	258	6 224	1 590	3 660	303	581	90	83
Mojkovac	5 826	z	185	1 212	3 449	68	871	149	567	105	z	z	z
Nikšić	54 796	361	977	9 116	31 595	606	12 058	1 749	8 273	948	922	166	83
Petnjica	4 111	46	291	2 014	1 475	z	261	55	169	z	21	z	z
Plav	7 378	119	462	2 194	3 439	55	1 093	215	729	z	85	z	16
Pljevlja	21 232	212	920	4 631	11 888	207	3 352	633	2 259	z	237	z	22
Pluzine	1 937	z	83	503	1 018	57	257	57	143	43	z	z	z
Podgorica	144 001	1 198	1 525	18 166	70 449	1 980	50 124	4 986	33 456	4 583	6 099	1 000	559
Rozaje	18 047	292	782	6 030	7 811	103	2 966	490	2 071	101	286	18	63
Savnik	1 374	z	75	332	743	25	188	41	110	21	16	-	z
Tivat	13 112	93	176	1 402	6 744	316	4 364	880	2 657	294	478	55	17
Tuzi	10 210	366	573	2 945	4 641	106	1 535	211	848	215	245	16	44
Ulcinj	17 049	391	625	3 930	7 807	260	3 966	784	2 418	191	544	29	70
Zabljak	2 551	z	69	463	1 456	41	506	105	348	26	z	z	z
Zeta	13 252	136	321	2 878	8 099	205	1 579	271	1 067	120	z	z	34

Graph 5. Share of highly educated population in the total population aged 15 and over, by municipalities, in %

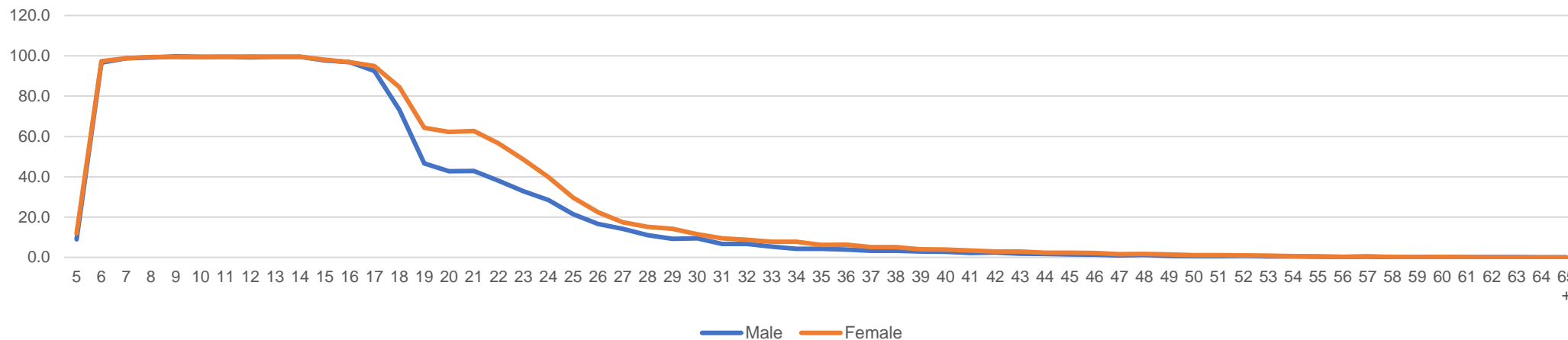


Graph 6. Highly educated population aged 15 and over, by citizenship, by municipality, %

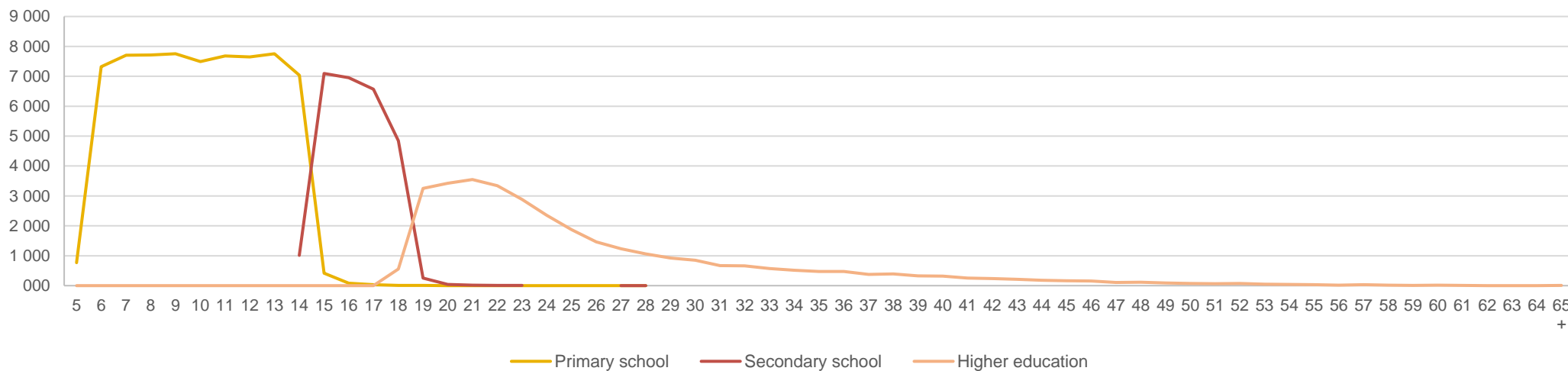


The census also collected data on "School attendance". School attendance is defined as a full-time attendance at any accredited educational institution or programme, public or private, for organized learning at any level of education. The response has been collected on the basis of statement.

Graph 7. Percentage of people attending school by individual age



Graph 8. Attendance at school according to individual age



METHODOLOGICAL NOTES

In accordance with the Law on the Census of Population, Households and Dwellings, the census included the following persons:

- Montenegrin citizens who have permanent or permanent residence in Montenegro, regardless of whether they are present at their place of residence or temporarily reside in another place in Montenegro or in another country;
- Foreigners who have been granted permanent or temporary residence in Montenegro, as well as foreigners who have their usual place of residence in Montenegro.

The Census of Population, Households and Dwellings was conducted in the period from 3 to 30 December 2023 in accordance with the Methodology for the Preparation, Organization and Implementation of the Census. The methodology of the 2023 census is in line with international standards that establish common rules in the collection of population data, the most important of which are:

- Recommendations of the Conference of European Statisticians for the 2020 Population and Housing Censuses, prepared by the United Nations Economic Commission for Europe;
- Framework Regulation 763/2008 of the European Parliament and of the Council of the European Union on population and housing censuses, as well as other implementing regulations, with respect to the European Statistics Code of Practice.

The census was conducted as of 31 October 2023 at 24 hours, which is considered the reference moment of the census.

The census was conducted in the traditional way, using the method of interviews, using paper questionnaires, on a door-to-door basis.

The census collected data on "**Highest completed school – educational attainment**" for all persons, except for preschool children and primary school students. The highest completed school is the type of school by which a person has acquired the highest level of education. It is an education for which a certificate/diploma has been obtained, regardless of whether it is a regular school, a school according to a part-time program for adults or a special school.

All courses that do not provide full-time school certificates are not considered to be the highest completed school (e.g. course for typists, course for accountants, etc.).

The census also collected data on "School attendance". **School attendance** is defined as a full-time attendance at any accredited educational institution or program, public or private, for organized learning at any level of education. Attendance at special skills courses that are not part of the education system is not considered school attendance.

The common term "Municipality" is used in this statement for 25 local self-government units, namely the Capital City of Podgorica, the Capital of Cetinje and the remaining 23 local self-government units that have the status of a municipality.

Pursuant to the Law on Official Statistics and the System of Official Statistics, Article 54-61 (Official Gazette of Montenegro No 018/12 of 30 March 2012, 047/19 of 12 August 2019) and the internal rule of the Statistical Office, data with a frequency of occurrence less than 10 are protected (primary protection) and are marked with a "z" mark. In addition, other data are also marked with the same label in order to prevent indirect recognition of census units (secondary protection).

When using the data, state: "Data source: Statistical Office - MONSTAT"

Symbols:

"-" No occurrence

"z" Protected information

More data, as well as detailed methodological notes, can be found in the section: [2023 Population Census](#)