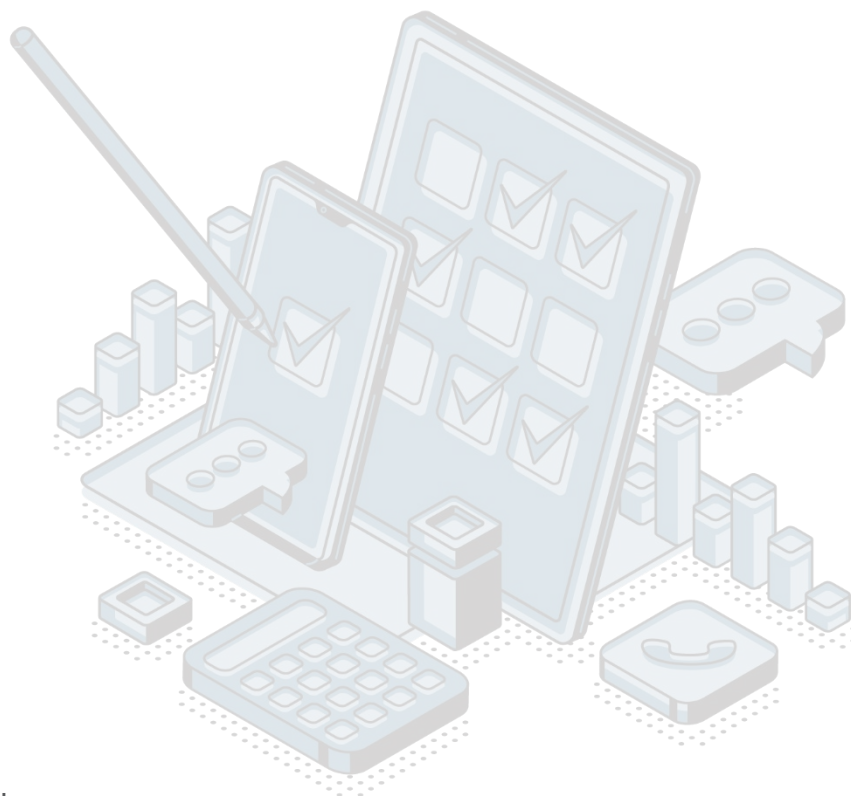


QUALITY REPORT

Survey on Wages 2021



Responsible person: Radule Lainovic

Department: Department of labor market statistics

Content:

1. Introduction – Basic information about the survey	3
1.1 Purpose, goal and subject of the survey	3
1.2 Legal basics.....	3
1.3 Statistical units.....	3
1.4 Coverage and scope of survey	3
1.4.1 Sectors.....	3
1.4.2 Statistical population.....	3
1.5 Referent geographical area.....	3
1.6 Concepts and definitions.....	3
1.7 Classifications	4
1.8 Frequency of data collection.....	4
1.9 Frequency of data dissemination.....	4
1.10 Methodology	4
1.11 Base period	4
1.12 Unit of measure	4
1.13 Source of data	4
1.14 Method of data collection.....	4
2. Relevance – Data users	4
2.1 User needs	4
2.2 User satisfaction	5
3. Accuracy and reliability	5
3.1 Accuracy – Overall remark.....	5
3.2 Sampling error	5
Indicators of sampling error.....	5
3.3 Non-sampling error	5
3.3.1 Coverage error	5
Indicator of coverage error	5
3.3.2 Error of measurement.....	6
3.3.3 Non response error.....	6
Item non-response rate	6
3.3.4 Data processing error.....	6
Imputation rate.....	6
3.4 Seasonal adjustments.....	6
3.5 Data revision.....	6
3.5.1 Data revision policy	6
3.5.2 Data revision practice	6
3.5.3 Data revision - average size.....	6
4. Timeliness and punctuality	7
4.1 Timeliness.....	7
4.2 Punctuality	7
5. Availability and clarity.....	7
5.1 Statistical Release Calendar.....	7
5.2 Access the data Release Calendar	7
5.3 Releases.....	7
5.4 Publication	8
5.5 On-line databases.....	8
5.6 Access to micro data.....	8
5.7 Metadata occupancy.....	8
6. Comparability	8
6.1 Comparability - geographical.....	8
6.2 Time comparability.....	8
Time comparability indicator.....	8

1. Introduction – Basic information about the survey

1.1 Purpose, goal and subject of the survey

The aim of wage survey is to provide reliable data on the size, structure and percentage of average earnings - by industry, by Montenegro and by municipality.

1.2 Legal basics

The Law on Official Statistics and Official Statistical System (Official Gazette of Montenegro No 18/12 and 47/19) defines provisions for collection, processing, and dissemination of data. The Law provides to the Statistical Office clear and wide legal powers to collect and access the data necessary for the implementation of Programme and Annual Plan. The Law gives a priority to the use of administrative data and right of access to individual data that are a result of survey of other official statistical producers. As an annex to legal provisions, Statistical Office has signed several memoranda on cooperation with administrative data providers.

1.3 Statistical units

Persons employed in companies, institutions and organizations with 10 or more employees and who had received earnings.

1.4 Coverage and scope of survey

1.4.1 Sectors

The survey covered the enterprises which are registered in sectors A to S, of NACE Rev 2.

1.4.2 Statistical population

The survey covers companies, institutions, cooperatives or organizations, of all forms of ownership, as well as their constituent units, according to the organizational territorial principle, starting from the municipal level that have 10 and more employees.

1.5 Referent geographical area

The territory of Montenegro.

1.6 Concepts and definitions

The salary earned by the employee for the work performed and the time spent at work, salary compensation and other income determined by the collective agreement and the employment contract constitute the gross salary.

Earnings are increased in accordance with the collective agreement and the employment contract for: work longer than full time, night work, past work, work on national and religious holidays that are determined by law as non-working days and for other cases determined by the collective agreement and the contract about work.

The average wage (gross) is calculated by dividing the total amount of wages paid in a month by the number of employees to whom the payments relate.

Earnings without taxes and contributions (net) are earnings (gross) minus taxes and contributions charged to the employee.

The index of real average earnings without taxes and contributions (net) represents the ratio between the index of nominal average earnings without taxes and contributions (net) and the consumer price index.

1.7 Classifications

Statistical classification of economic activities in the European Community -NACE Rev. 2

1.8 Frequency of data collection

Data are collected monthly.

1.9 Frequency of data dissemination

Data are published monthly, according to Statistical Data Release Calendar.

1.10 Methodology

Methodology is available on website: <https://monstat.org/cg/page.php?id=1352&pageid=23>

1.11 Base period

The base year is 2010.

1.12 Unit of measure

The data obtained by this survey are expressed in euros, €.

1.13 Source of data

Data on average wages show the wages paid in the month and were obtained from the regular monthly survey Monthly report on employees and wages (form RAD-1).





1.14 Method of data collection

Data are collected by questionnaires (by e-mail or post).

2. Relevance – Data users

2.1 User needs

International users:

-  Eurostat;
-  World Bank;
-  UN organizations;
-  International Monetary Fund.

National users:

- ✚ Ministries and other public administration bodies;
- ✚ Local government and other local government bodies;
- ✚ Central Bank;
- ✚ Non-governmental organizations;
- ✚ Students;
- ✚ Researchers;
- ✚ Media.

2.2 User satisfaction

The Statistical Office has adopted the Quality Management Strategy, the Guidebook to the Implementation of the Quality Management Strategy, as well as the Plan for the Implementation of the Quality Policy. In order to measure the degree to which fulfills obligations towards users and within the new quality policy, the Statistical Office conducted User satisfaction survey. The results of the survey are available on the Statistical Office website, link: [User satisfaction report](#)

3. Accuracy and reliability

3.1 Accuracy – Overall remark

The earnings survey is conducted on a sample basis (cut-off) and includes companies with 10 or more employees, and the data is obtained using the reporting method, so it is subject to the usual types of processing errors and non-response.

3.2 Sampling error

Not relevant.

Indicators of sampling error

Not relevant.

3.3 Non-sampling error

Not relevant.

3.3.1 Coverage error

Not relevant.

Indicator of coverage error

Not relevant.

3.3.2 Error of measurement

Not relevant.

3.3.3 Non response error

Not relevant.

Unit non-response rate

Not relevant.

Item non-response rate

Not relevant.

3.3.4 Data processing error

The processing, checking and correction system is programmed to IST. There are various computational logic and consistency checks, extreme values are checked. Errors detected during the debugging procedures have been corrected. After data corrections, the so-called integrated database with all data. In case of logical errors and data inconsistencies, they were corrected

Imputation rate

Not available.

3.4 Seasonal adjustments

Not relevant.

3.5 Data revision

3.5.1 Data revision policy

Statistical Office has adopted the revision policy and it is available on the website: [Revision policy](#)

3.5.2 Data revision practice

Typical revisions are rare. Significant revisions have only been made to reflect changes in methodology.

3.5.3 Data revision - average size

Not relevant.

4. Timeliness and punctuality

4.1 Timeliness

The data are published 30 days after the end of the reference period.

Time lag of the final results

Data are published 30 days apart from the reference period.

The indicator of timeliness of publication of final data represents the time between the date of the last day of the reference period and the date of publication of final data. Final data are published 30 days after the end of the reference period. There was no discrepancy between the announced date in the annual Statistical Release Calendar and the actual publication date.

Timeliness of final data: T+30 days after the end of the reference period.

During 2021, all deadlines for publication are met in accordance with the Data Release Calendar.

4.2 Punctuality

The punctuality indicator represents the time difference between the actual publication of the data and the Planned publication of the data. Deadlines of dissemination of the industrial production and turnover in industry data are defined in the Statistical Release Calendar and these deadlines are respected.

Indicator TP3 (punctuality) is 0, i.e. no difference between the actual publication of the data and the planned publication of the data, that means that the Releases are published according to the deadlines which are defined in the Statistical Release Calendar.

5. Availability and clarity

5.1 Statistical Release Calendar

The Law on Official Statistics and Official Statistical System (Official Gazette of Montenegro No 18/12 and 47/19) stipulates that official statistical producers prepare, update, and publish Statistical Release Calendar. It is published on the website of Statistical Office not later than 20 December for the next year, for all official statistical producers that includes date of releasing statistical data. Any change in date of releasing in the Calendar is published in advance in accordance with the Procedure on Unplanned Revisions.

5.2 Access the data Release Calendar

The Statistical Release Calendar is available on the following link: [Release Calendar](#)

5.3 Releases

Releases of wages are available on the website: <https://monstat.org/cg/page.php?id=188&pageid=24>

5.4 Publication

All publications published by the Statistical office of Montenegro are available at the link: [Publications](#)

5.5 On-line databases

[Database](#)

5.6 Access to micro data

The Law on Official Statistics and Official Statistical System (Official Gazette of Montenegro No 18/12 and 47/19) regulates rules under which external users can obtain an access to individual data for needs of research. Article 58 defines types of scientific and research organizations that can obtain such data. Providing individual data without identifier is possible only upon a written request of scientific and research institutions, with purpose of performing scientific and research activities as well as international statistical organizations and statistical producers from other countries. Research entity signs the agreement with Statistical Office, and it signs the statement on respecting the confidentiality principle. Official statistical producers keep separate records on users and purpose of using the statistical data given to these users.

5.7 Metadata occupancy

Not relevant.

6. Comparability

6.1 Comparability - geographical

The survey is for national needs and is in accordance with national legislation.

6.2 Time comparability

Data on wages are fully comparable over time and are available from 2010 to 2024 on the MONSTAT website in the Data section, link: <https://monstat.org/cg/page.php?id=1164&pageid=23>

Data from 1965 to 2010 are also available at the following link:

https://monstat.org/cg/publikacije_page.php?id=1051

Time comparability indicator

Not applicable.