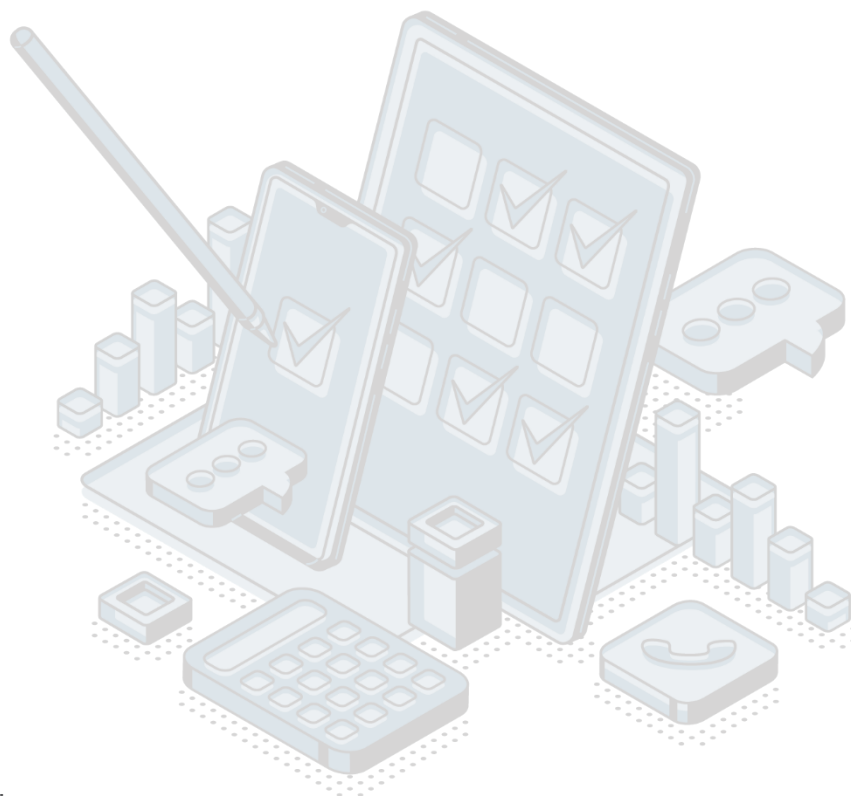


QUALITY REPORT

Index of production and turnover in industry 2022



Responsible person: Masan Raicevic

Department: Department for short-term indicators

Table of contents:

1. Introduction – Basic information about the survey.....	3
1.1 Purpose, goal and subject of the survey	3
1.2 Legal basics	3
1.3 Statistical units	3
1.4 Coverage and scope of survey	3
1.4.1 Sectors	3
1.4.2 Statistical population.....	3
1.5 Referent geographical area.....	4
1.6 Concepts and definitions.....	4
1.7 Classifications	4
1.8 Frequency of data collection	4
1.9 Frequency of data dissemination	4
1.10 Methodology	4
1.11 Base period.....	4
1.12 Unit of measure.....	4
1.13 Source of data.....	4
1.14 Method of data collection	5
2. Relevance – Data users	5
2.1 User needs.....	5
2.2 User satisfaction	5
3. Accuracy and reliability	5
3.1 Accuracy – Overall remark.....	5
3.2 Sampling error	5
Indicators of sampling error.....	5
3.3 Non-sampling error	6
3.3.1 Coverage error	6
Indicator of coverage error	6
3.3.2 Error of measurement.....	6
3.3.3 Non-response error	6
Item non-response rate	6
3.3.4 Data processing error.....	6
Imputation rate	6
3.4 Seasonal adjustments.....	6
3.5 Data revision	6
3.5.1 Data revision policy	6
3.5.2 Data revision practice	7
3.5.3 Data revision - average size	7
4. Timeliness and punctuality	7
4.1 Timeliness.....	7
4.2 Punctuality	7
5. Availability and clarity	7
5.1 Statistical Release Calendar	7
5.2 Access the data Release Calendar	8
5.3 Releases	8
5.4 Publication	8
5.5 On-line databases.....	8
5.6 Access to micro data.....	8
5.7 Metadata occupancy.....	8
6. Comparability	8
6.1 Comparability - geographical	8
Not relevant.....	8
6.2 Time comparability.....	8

1. Introduction – Basic information about the survey

1.1 Purpose, goal and subject of the survey

The aim of the survey is to collect the data necessary for the calculation of indices of value of production and turnover in industry. The data will be available at the domain level of NACE Rev.2 Activity Classification.

1.2 Legal basics

The Law on Official Statistics and Official Statistical System (Official Gazette of Montenegro No 18/12 and 47/19) defines provisions for collection, processing, and dissemination of data. The Law provides to the Statistical Office clear and wide legal powers to collect and access the data necessary for the implementation of Programme and Annual Plan. The Law gives a priority to the use of administrative data and right of access to individual data that are a result of survey of other official statistical producers. As an annex to legal provisions, Statistical Office has signed several memoranda on cooperation with administrative data providers.

EU regulations which defines this statistical area:

- 1) REGULATION (EU) 2019/2152 OF THE EUROPEAN PARLIAMENT AND OF THE COUNCIL of 27 November 2019 on European business statistics.
- 2) COMMISSION IMPLEMENTING REGULATION (EU) 2020/1197 of 30 July 2020 laying down technical specifications and arrangements pursuant to Regulation (EU) 2019/2152 of the European Parliament and of the Council on European business statistics.

1.3 Statistical units

Observation units for calculation index of industrial production are enterprises (companies) with 5 or more employees, with a turnover reported in the balance sheet for the previous year, whose main activity is industrial production (i.e. registered in sectors B, C and D of Nace Rev.2 Classification), as well as KAU of companies which carrying out the industrial production. Observation units for calculation index of industrial turnover are enterprises (companies) with 5 or more employees, with a turnover reported in the balance sheet for the previous year, whose main activity is industrial production (i.e. registered in sectors B and C of Nace Rev.2 Classification), as well as KAU of companies which carrying out the industrial production.

1.4 Coverage and scope of survey

1.4.1 Sectors

The survey covered the enterprises which are registered in sectors B, C and D of NACE Rev 2.

1.4.2 Statistical population

Framework for a list of enterprises was established on the basis of data from the Statistical Business Register, which includes all active businesses in the industry (sections B, C and D of Activity Classification) and parts of enterprises that meet the criteria set for this study. From the frames are excluded companies whose turnover is equal to zero.

1.5 Referent geographical area

The territory of Montenegro.

1.6 Concepts and definitions

Total turnover-refers to the income from the sale of goods and services minus returns and discounts, subsidies and VAT. The value is expressed in thousands of EUR and filled in the reference month.

Domestic turnover is turnover sales of industrial products and services in the domestic market. The value is expressed in thousands EUR.

Non-domestic turnover is turnover sales of industrial products and services to foreign markets. The value is expressed in thousands EUR.

Finished production is presented for the reporting month and represents the amount of product that they have reached an appropriate level of treatment, so that the code and the name of the product is defined by the current most important products.

1.7 Classifications

Statistical classification of economic activities in the European Community -NACE Rev. 2, reference PRODCOM list.

1.8 Frequency of data collection

Data are collected monthly.

1.9 Frequency of data dissemination

Data are published quarterly, according to Statistical Data Release Calendar.

1.10 Methodology

Methodology of Index of production and turnover in industry is available on website: [Methodology](#)

1.11 Base period

The base year is 2015.

1.12 Unit of measure

The data obtained by this survey are expressed in index numbers.

1.13 Source of data

Data are collected from reporting units with 5 or more employees (enterprises and KAU) registered in the Statistical Business Register in sectors B - Mining and quarrying, C - Manufacturing and D - Electricity, gas, steam and air conditioning supply.





1.14 Method of data collection

Data are collected questionnaires (by e-mail or post).








2. Relevance – Data users

2.1 User needs

International users:

-  Eurostat
-  World Bank,
-  UN organizations,
-  International Monetary Fund.

National users:

-  Ministries and other public administration bodies;
-  Local government and other local government bodies;
-  Central bank;
-  Non-governmental organizations;
-  Students;
-  Researchers;
-  Media.

2.2 User satisfaction

The Statistical Office has adopted the Quality Management Strategy, the Guidebook to the Implementation of the Quality Management Strategy, as well as the Plan for the Implementation of the Quality Policy. In order to measure the degree to which fulfils obligations towards users and within the new quality policy, the Statistical Office conducted User satisfaction survey. The results of the survey are available on the Statistical Office website, link: [User satisfaction report](#)

3. Accuracy and reliability

3.1 Accuracy – Overall remark

The monthly survey production and turnover in industry results are based on coverage of 5 and more employees method of data collected from reporting units and are subject to the usual types of errors as well as measurement errors, processing errors, and non-response.

3.2 Sampling error

Not relevant.

Indicators of sampling error

Not relevant.

3.3 Non-sampling error

Not relevant.

3.3.1 Coverage error

Not relevant.

Indicator of coverage error

Not relevant.

3.3.2 Error of measurement

Not relevant.

3.3.3 Non-response error

Not relevant.

Unit non-response rate

Not relevant.

Item non-response rate

Not relevant.

3.3.4 Data processing error

Not relevant.

Imputation rate

Not available.

3.4 Seasonal adjustments

The data sets which are transmitted to Eurostat are calendar and seasonal adjusted using JDemetra+ software.

3.5 Data revision

3.5.1 Data revision policy

Statistical Office has adopted the revision policy and it is available on the website: [Revision policy](#)

3.5.2 Data revision practice

Typical revision are rare. Significant revisions have only been made to reflect changes in methodology.

3.5.3 Data revision - average size

Not relevant.

4. Timeliness and punctuality

4.1 Timeliness

The data are published 30 days after the end of the reference period.

Time lag of the first results

The number of days (or weeks or months) from the last day of the reference period to the day of publication of first results: $T1 = d_{\text{first}} - d_{\text{ref}}$, $T1 = 30$ days; d_{first} - release date of first results; d_{ref} - last day (date) of the reference period of the statistics.

The deadlines for the publication of monthly data on industry in 2022 have been met in accordance with the Statistical Release Calendar.

Time lag of the final results

The timeline indicator of the publication of final data is the time between the date of the last day of the reference period and the date of publication of the final data. The data of this survey are published 60 days after the end of the reference period in accordance with the Calendar of Data Publishing. During 2022, all deadlines for publication are met in accordance with the Data Release Calendar.

4.2 Punctuality

The punctuality indicator represents the time difference between the actual publication of the data and the planned publication of the data. Deadlines of dissemination of the industrial production and turnover in industry data are defined in the Statistical Release Calendar and these deadlines are respected.

Indicator TP3 (punctuality) is 0, i.e. no difference between the actual publication of the data and the planned publication of the data, that means that the Releases are published according to the deadlines which are defined in the Statistical Release Calendar.

5. Availability and clarity

5.1 Statistical Release Calendar

The Law on Official Statistics and Official Statistical System (Official Gazette of Montenegro No 18/12 and 47/19) stipulates that official statistical producers prepare, update, and publish Statistical Release Calendar. It is published on the website of Statistical Office not later than 20 December for the next year, for all official statistical producers that includes date of releasing statistical data. Any change in date of releasing in the Calendar is published in advance in accordance with the Procedure on Unplanned Revisions.

5.2 Access the data Release Calendar

The calendar of data publication is available on the following link: [Release Calendar](#)

5.3 Releases

Releases of Index of production and turnover in industry are available on the website: [Release](#)

5.4 Publication

All publications published by the Statistical office of Montenegro are available at the link: [Publication](#)

5.5 On-line databases

[Database](#)

5.6 Access to micro data

The Law on Official Statistics and Official Statistical System (Official Gazette of Montenegro No 18/12 and 47/19) regulates rules under which external users can obtain an access to individual data for needs of research. Article 58 defines types of scientific and research organizations that can obtain such data. Providing individual data without identifier is possible only upon a written request of scientific and research institutions, with purpose of performing scientific and research activities as well as international statistical organizations and statistical producers from other countries. Research entity signs the agreement with Statistical Office, and it signs the statement on respecting the confidentiality principle. Official statistical producers keep separate records on users and purpose of using the statistical data given to these users.

5.7 Metadata occupancy

The ratio of the number of metadata elements provided to the total number of metadata elements applicable. For this survey, the metadata fill rate is 100%.

6. Comparability

6.1 Comparability - geographical

Not relevant

6.2 Time comparability

Data on the physical volume of industrial production have been produced for more than 60 years. Data on turnover in industry have been produced since 2010 as part of this survey. Until 2019, data are available in monthly periodicals, and from 2019 in quarterly periodicals.

Time comparability indicator

Index of production and turnover in industry

Data on the physical volume of industrial production (IPI) and turnover in industry have been available since 2010 on the MONSTAT website, in the section [Data](#) and are comparable over time.