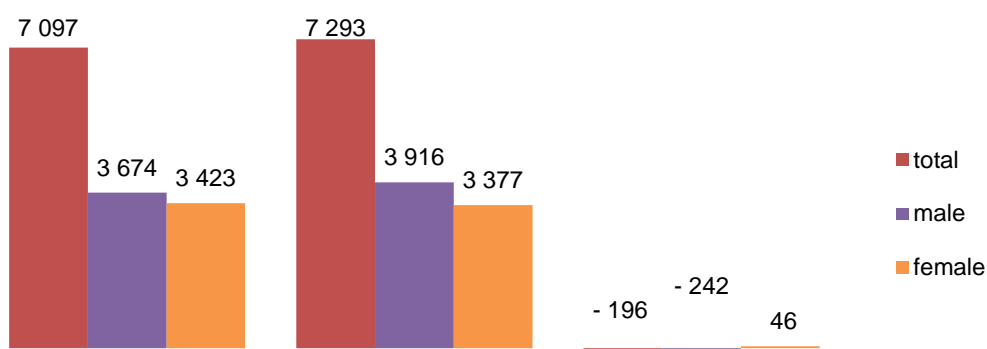


Vital statistics in Montenegro, 2020

Statistics of birth and statistics of death

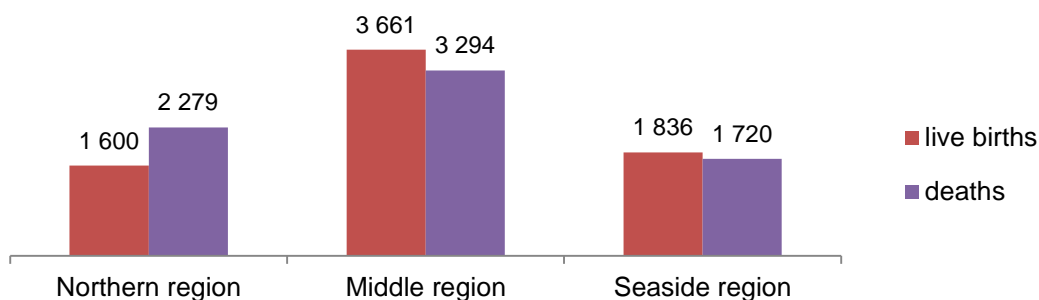
The purpose of statistics on births and deaths is to collect the data necessary for the analysis of natural changes population in Montenegro and municipalities, births, fertility, mortality and other indicators. The aim of birth and death statistics is to describe natural population changes through the number of live births and deaths.

Graph 1. Vital statistics in Montenegro
2020



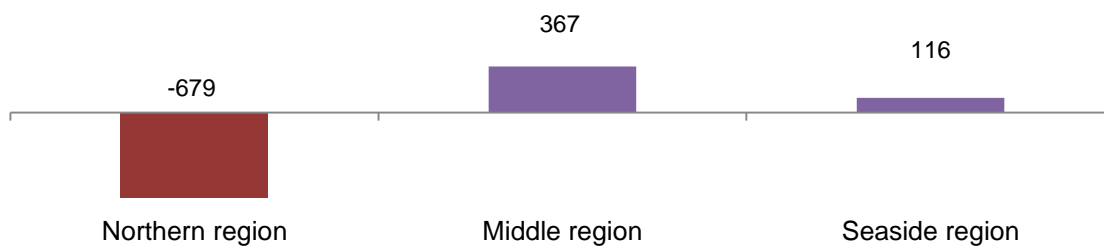
- In 2020 natural increase in Montenegro is negative and it is -196;
- In Montenegro in 2020 there were born 7 097 live births children, 3 674 or 51,8% are boys, and 3 423 or 48,2% are girls;
- In the same year there were dead 7 293 persons. From that number 3 916 are men, and 3 377 are women.

Graph 2. Live births and deaths by regions
2020



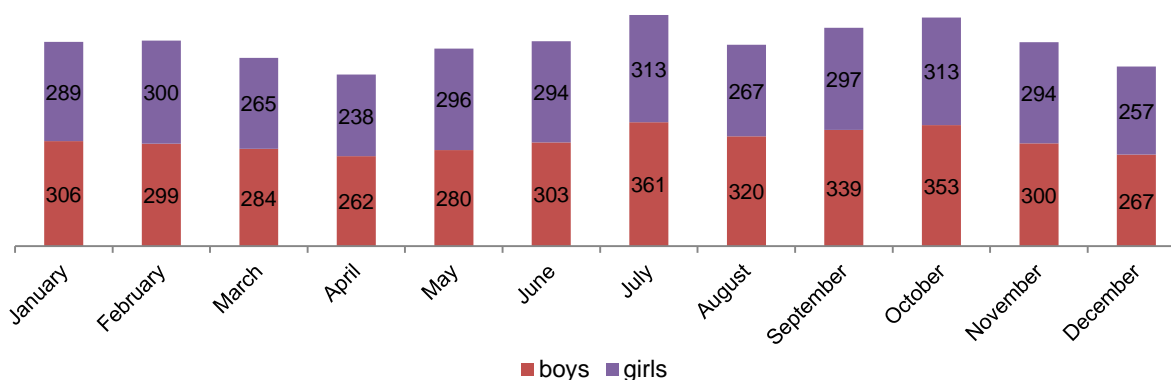
- Observed by region, the highest number of live births (3 661) and deaths (3 294) was in Middle region.

Graph 3. Natural increases by regions
2020



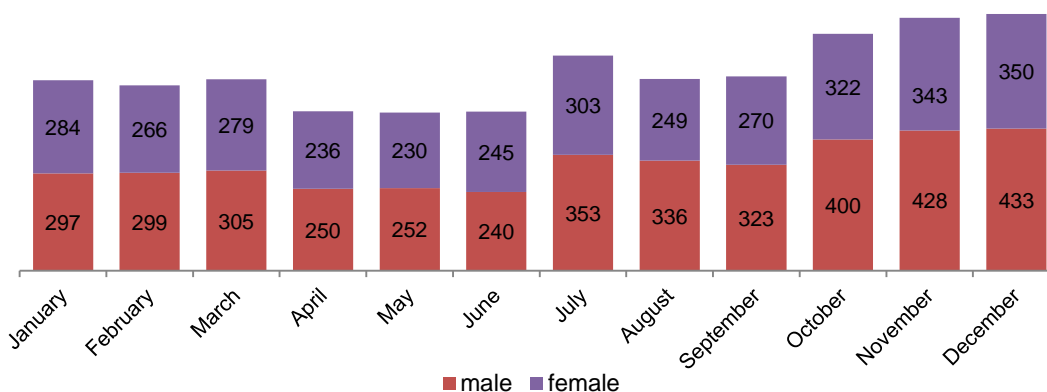
- In Middle and Seaside regions natural increase is positive, and it was 367 in Middle and 116 in Seaside, while in Northern region is negative and it was -679.

Graph 4. Live births by sex and month of birth
2020



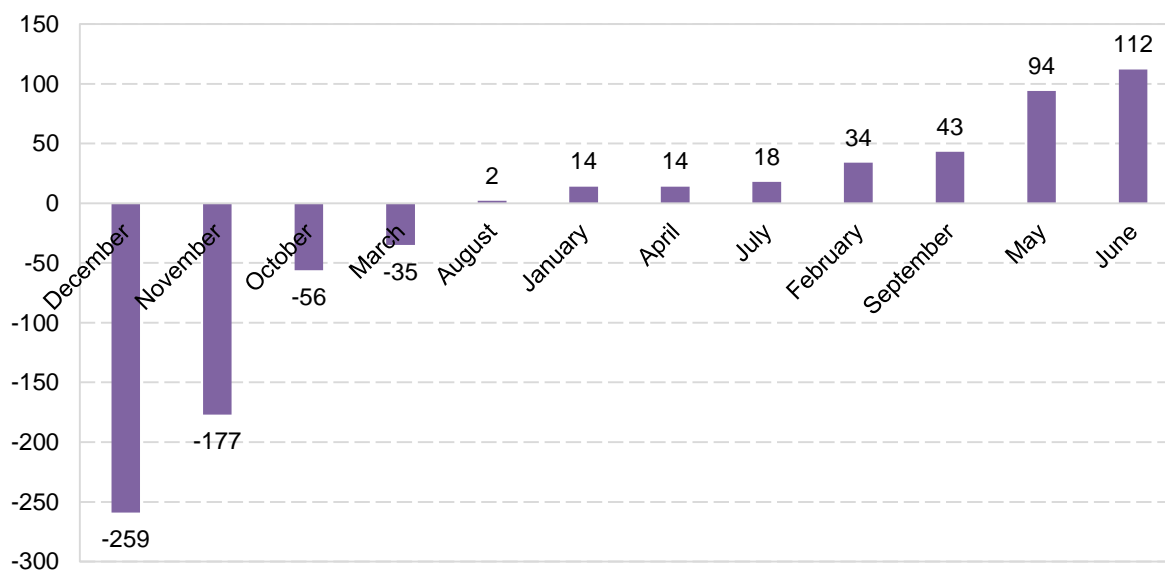
- The lowest number of live births is in April 500, from that number 262 were boys and 238 girls;
- The highest number of live births is in July, 674 live births children.

Graph 5. Deaths by sex and month of death
2020



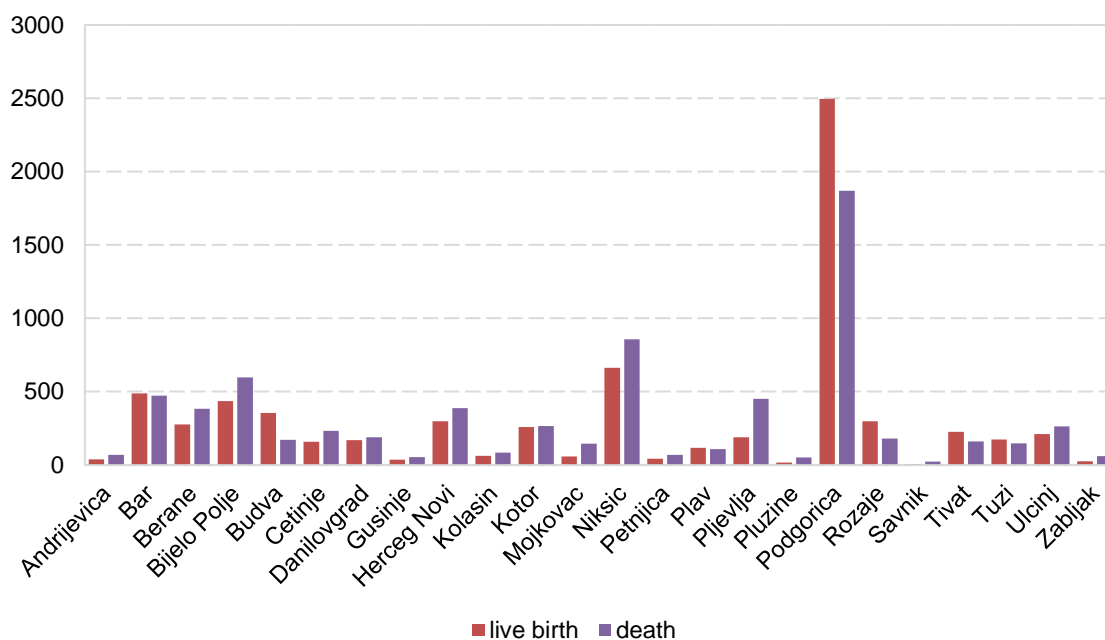
- The lowest number of deaths is in May 482, and the highest in December 783.

Graph 6. Natural increases by months
2020



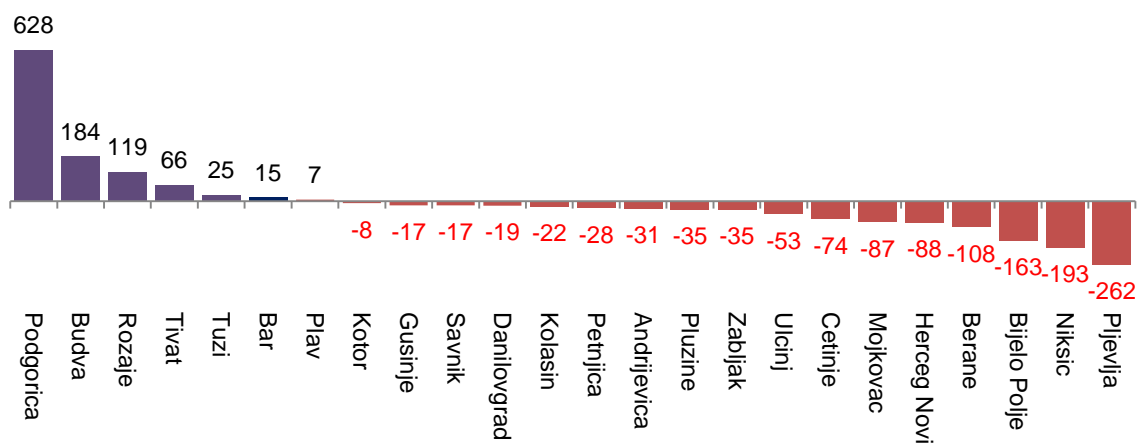
- The highest natural increase was in June and it was 112;
- The lowest natural increase was recorded in December and it was -259.

Graph 7. Live births and deaths by municipalities
2020



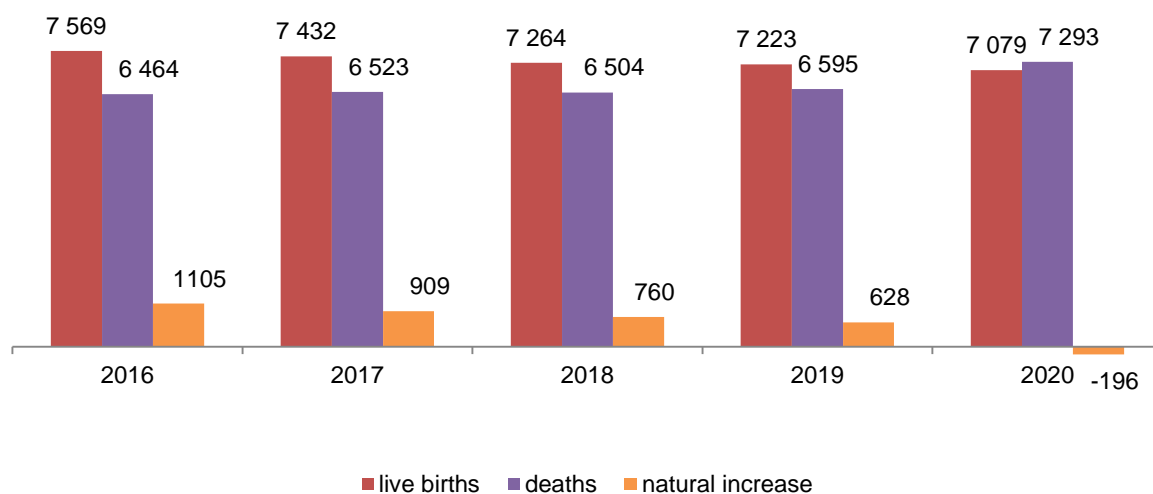
- The highest number of live birth children was recorded in Podgorica 2 496, that makes more than third (35,2%) of live births in Montenegro;
- The lowest number of children was born in Savnik 6;
- Dead persons were most in Podgorica 1 868, which is quarter (25,6%) of total number of dead in Montenegro.

Graph 8. Natural increase by municipalities
2020



- Natural increase is positive in 7, and negative in 17 municipalities;
- The highest natural increase is in Podgorica 628, Budva 184 and Rozaje 119;
- Pljevlja has lowest natural increase (- 262);

Graph 9. Natural movement of population in Montenegro for the last five years



In the period 2016 - 2020:

- The highest annual number of live birth children was in 2016 and it was 7 569;
- The lowest number of live birth children was in 2020 and it was 7 097;
- The highest number of dead persons, 7 293 was in 2020;
- The lowest number of dead persons, 6 464 was in 2016;
- The highest natural increase was recorded in 2016 and it was 1 105;
- The lowest natural increase was recorded in 2020 and it was -196.

METHODOLOGICAL NOTES

Producer of Statistics of birth is Statistical Office. The data source is administrative source –Register of Birth. The owner of data source is Ministry of Internal Affairs. Statistics of birth covers all live birth cases registered in Register of Birth, whose mothers have permanent or temporary residence in Montenegro.

Producer of Statistics of deaths is Statistical Office. The data source is administrative source - Register of Death. The owner of data source is Ministry of Internal Affairs. Statistics of death covers all deaths cases registered in Register of Death, who have permanent or temporary residence in Montenegro.

Live births child is child who after birth, even if for short time shows signs of life (breathing, actually heart beating).

Dead is person where in any time after the birth all life signs stopped.

Natural increase is difference in number of live births and dead in certain period. Natural increase may be positive (number of live births is higher than number of deaths), negative (number of live births is less than number of deaths) or zero (number of live births equals to number of death).

Seaside region are municipalities: Bar, Budva, Herceg Novi, Kotor, Tivat and Ulcinj.

Middle region are: capital Podgorica, old capital Cetinje and municipalities Danilovgrad, Niksic and Tuzi.

Northern region are municipalities: Andrijevica, Berane, Bijelo Polje, Gusinje, Kolasin, Mojkovac, Petnjica, Plav, Pljevlja, Pluzine, Rozaje, Savnik and Zabljak.

Published and printed by the Statistical Office of Montenegro (MONSTAT)
81000 Podgorica. IV Proleterske 2. Phone: (+382) 20 230-811. Fax: (+382) 20 230-814

The release prepared by:

Irena VARAGIC

contact@monstat.org