

RELEASE 45/2022

Date of publishing:

11 April 2022

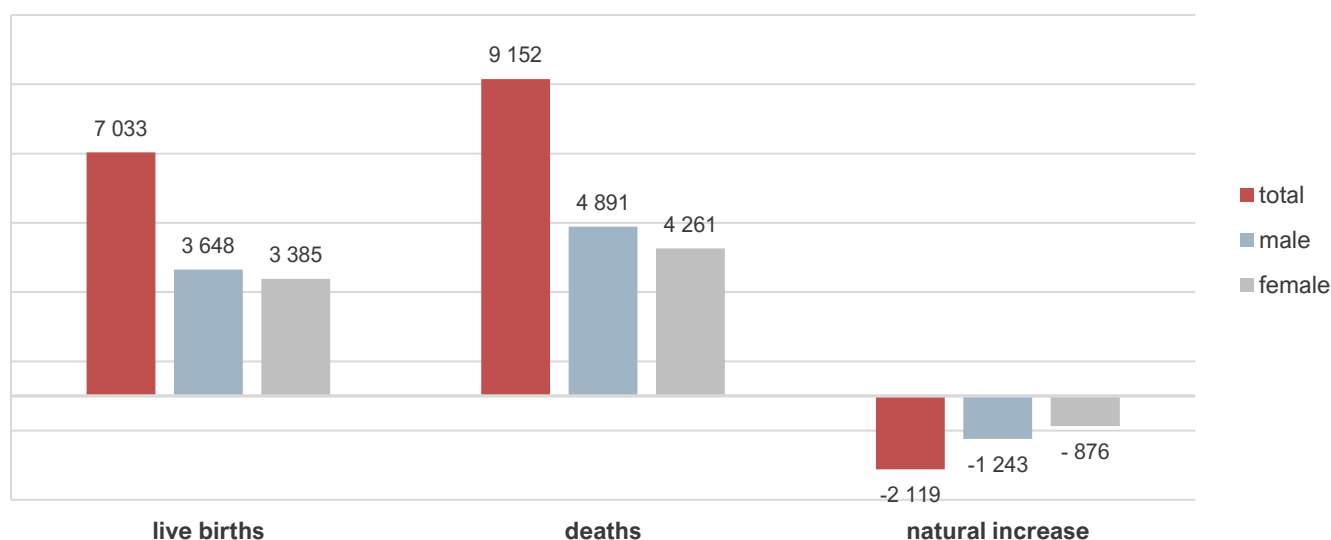
Vital statistics in Montenegro

- Statistics of birth and death -

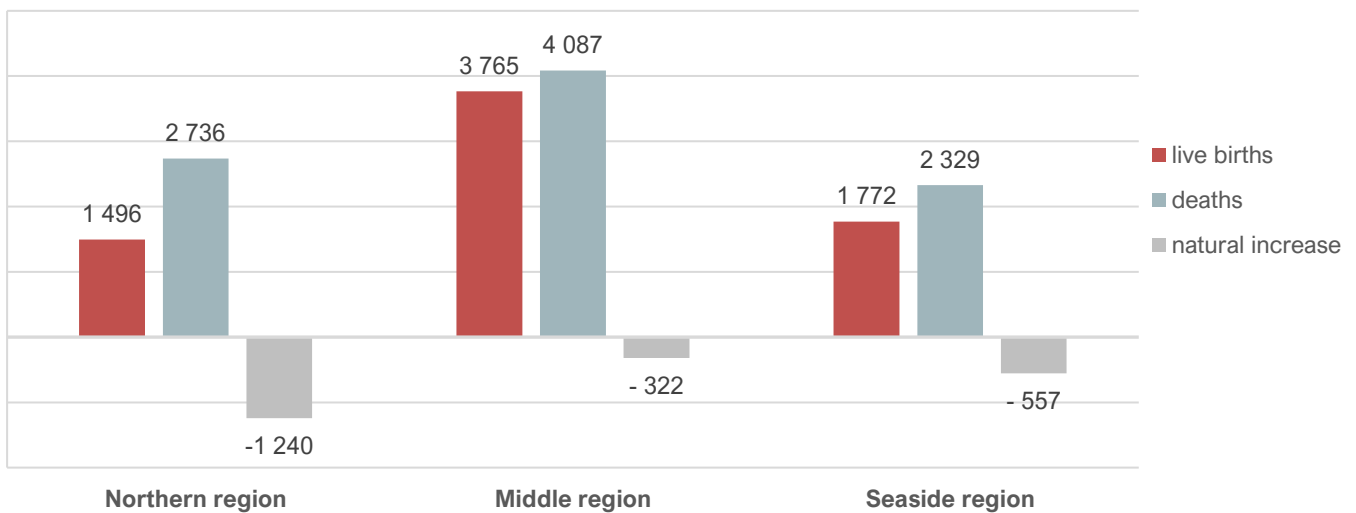
2021

The purpose of statistics on births and deaths is to collect the data necessary for the analysis of natural changes population in Montenegro and municipalities, births, fertility, mortality and other indicators. The aim of birth and death statistics is to describe natural population changes through the number of live births and deaths.

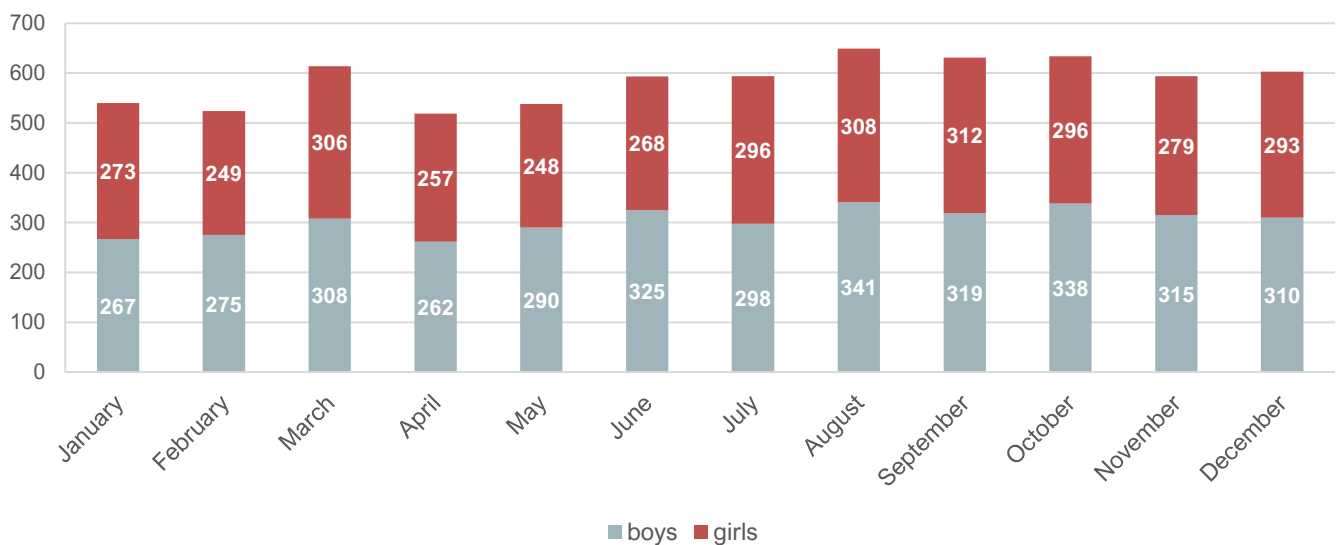
Graph 1. Vital statistics in Montenegro



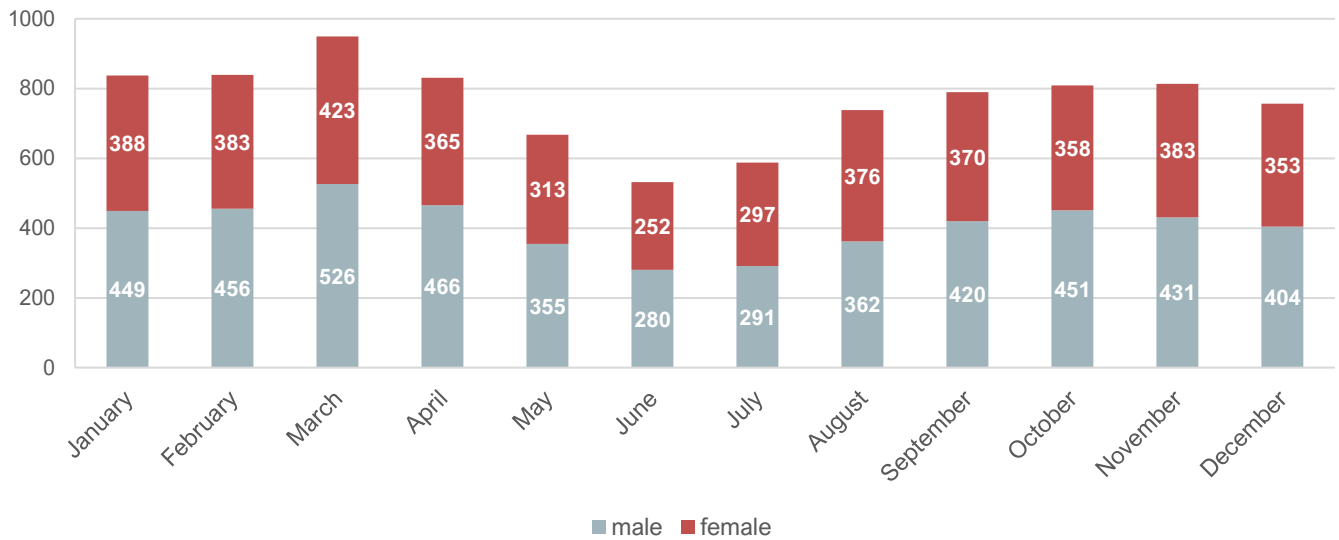
- In 2021 natural increase in Montenegro is negative and it is -2 119;
- In Montenegro in 2021 there were born 7 033 live births children, 3 648 or 51,9% are boys, and 3 385 or 48,1% are girls;
- In the same year there were dead 9 152 persons. From that number 4 891 are male, and 4 261 are female.

Graph 2. Live births, deaths and natural increase by regions

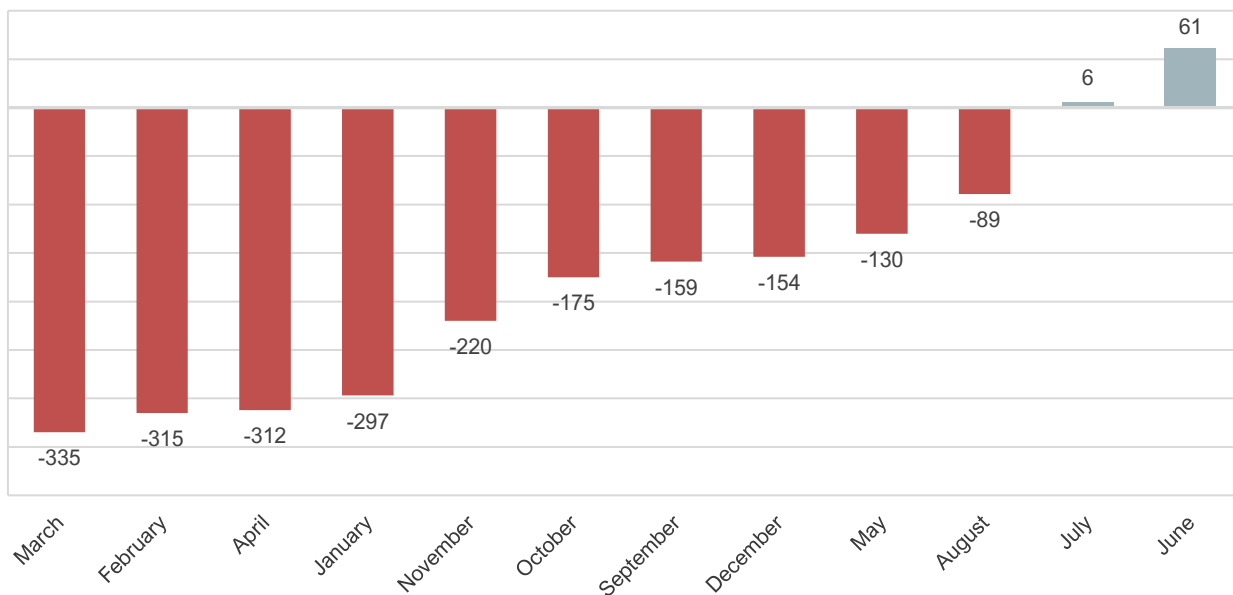
- Observed by region, the highest number of live births (3 765) and deaths (4 087) was in Middle region;
- Negative natural increase was recorded in all regions. The highest negative natural increase was recorded in the Northern region and it was -1 240.

Graph 3. Live births by sex and month of birth

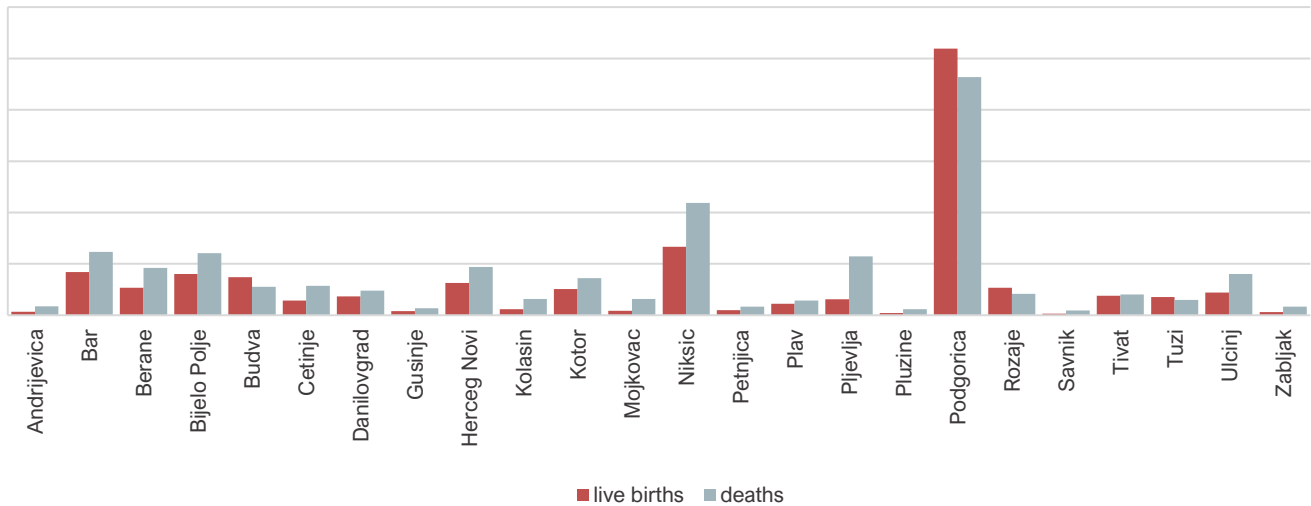
- The lowest number of live births is in February 524, from that number 275 were boys and 249 girls;
- The highest number of live births is in August, 649, from that number 341 were boys and 308 girls.

Graph 4. Deaths by sex and month of death

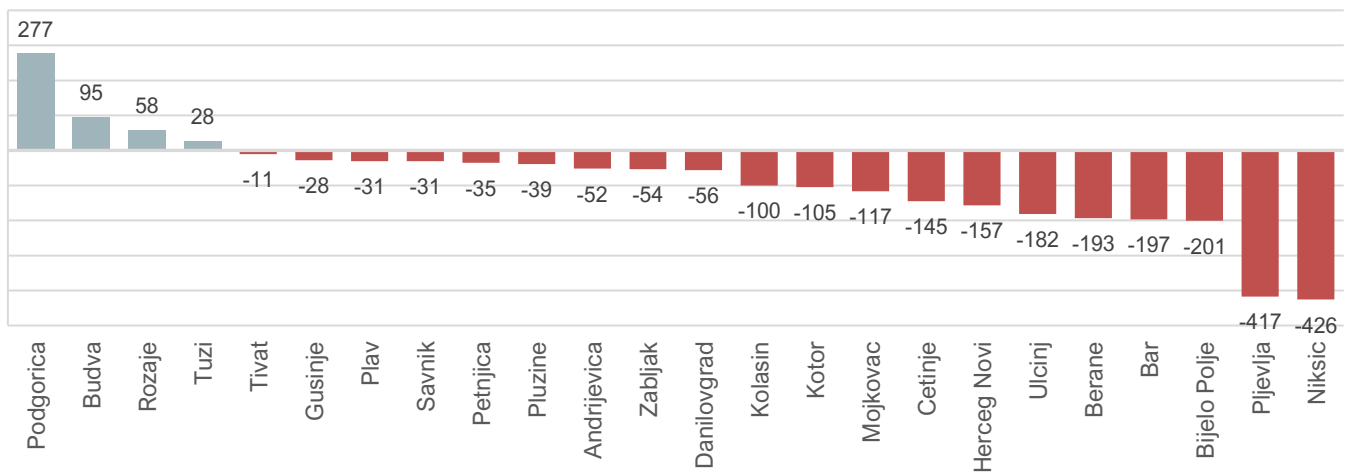
- The lowest number of deaths persons were in June 532, from that number 280 were male and 252 female;
- The highest number of deaths persons were in March 949, from that number 526 were male and 423 female.

Graph 5. Natural increases by months

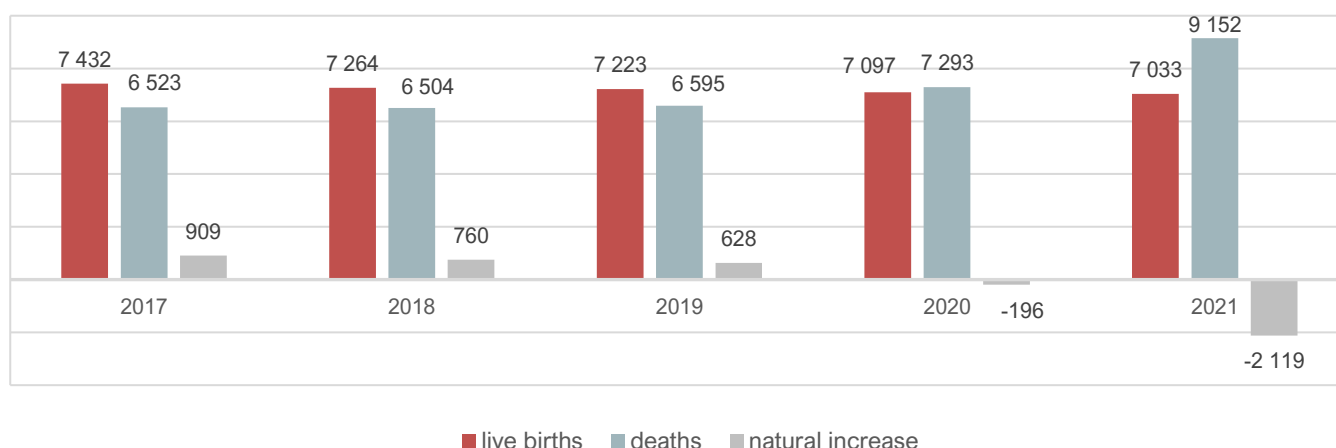
- The highest natural increase was in June and it was 61;
- The lowest natural increase was in March and it was -335.

Graph 6. Live births and deaths by municipalities

- The highest number of live birth children was recorded in Podgorica 2 595, that makes more than third (36,9%) of live births in Montenegro;
- The lowest number of live birth children was in Savnik 14;
- The highest number of death persons were in Podgorica 2 318, which is quarter (25,3%) of total number of deaths in Montenegro.

Graph 7. Natural increase by municipalities

- Natural increase is positive in 4, and negative in 20 municipalities;
- The highest natural increase were in Podgorica 277 and Budva 95;
- Niksic has lowest natural increase, -426.

Graph 8. Natural movement of population in Montenegro for the last five years

In the period 2017 – 2021:

- The highest number of live birth children was in 2017 and it was 7 432;
- The lowest number of live birth children was in 2021 and it was 7 033;
- The highest number of deaths persons, 9 152 was in 2021;
- The lowest number of deaths persons, 6 504 was in 2018;
- The highest natural increase was recorded in 2017 and it was 909;
- The lowest natural increase was recorded in 2021 and it was -2 119.

In the observed period, there is an evident decrease of natural increase from year to year. Negative natural increase at the level of Montenegro was first recorded in 2020 when it amounted to -196, which was recognized as the first year of the COVID-19 pandemic. During 2021, there was an increase in the number of deaths, which caused a raise on negative natural increase.

METHODOLOGICAL NOTES

Sources and methods of data collection

Producer of Statistics of birth and deaths is Statistical Office. Collected data are based on the agreement between Statistical Office of Montenegro and Ministry of the interior.

Coverage

Statistics of birth covers all live birth cases registered in Register of Birth, whose mothers have permanent or temporary residence in Montenegro. Statistics of deaths covers all deaths cases registered in Register of Death, who have permanent or temporary residence in Montenegro.

Definitions

Live births child is child who after birth, even if for short time shows signs of life (breathing, actually heart beating).

Dead is person where in any time after the birth all life signs stopped.

Natural increase is difference in number of live births and dead in certain period. Natural increase may be positive (number of live births is higher than number of deaths), negative (number of live births is less than number of deaths) or zero (number of live births equals to number of death).

Seaside region are municipalities: Bar, Budva, Herceg Novi, Kotor, Tivat and Ulcinj.

Middle region are: capital Podgorica, old capital Cetinje and municipalities Danilovgrad, Niksic and Tuzi.

Northern region are municipalities: Andrijevica, Berane, Bijelo Polje, Gusinje, Kolasin, Mojkovac, Petnjica, Plav, Pljevlja, Pluzine, Rozaje, Savnik and Zabljak.

When using the data, state:

"Data source: Statistical Office - MONSTAT"

More data, as well as detailed methodological notes can be found in the section: [Births](#) and [deaths](#)