

RELEASE 83/2025

Release date: 28 May 2025

Preliminary data

Arrivals and overnight stays in collective accommodation

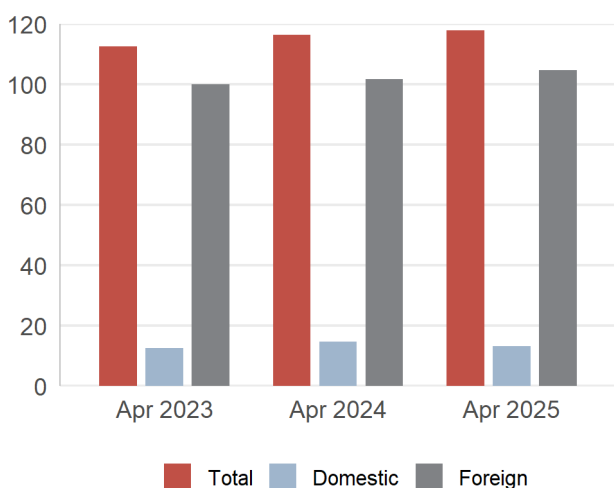
April 2025

In Montenegro in April 2025, in collective accommodation¹ (hotels, vacation facilities, boarding houses, motels, tourist resorts, hostels etc.), tourists realised 117 801 arrivals, and 312 141 overnight stays.

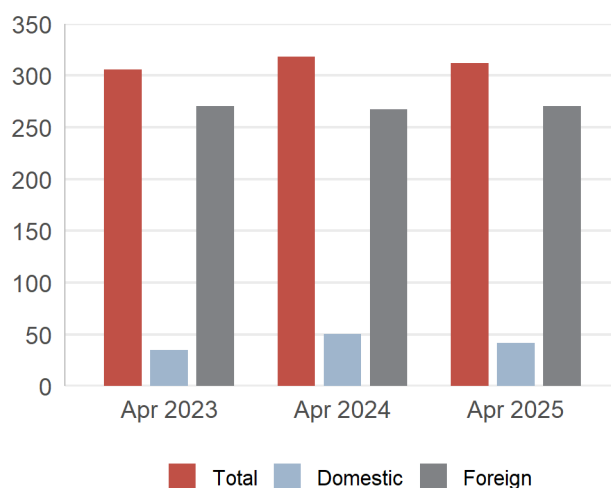
Overnight stays of foreign tourists represent 86.6% while the domestic tourists represent 13.4% of all overnight stays in collective accommodation.

Concerning the structure of overnight stays by types of resorts in April 2025 the most of them were recorded in seaside resorts (84.3%), capital (10.6%), other resorts (3.2%), and mountain resorts (1.9%).

Graph 1. Tourists arrivals, in thous.



Graph 2. Tourists overnights, in thous.



¹ Collective accommodation establishments include hotels, camping sites, tourist resorts, vacation facilities, boarding houses, motels, etc. Collective accommodation establishments do not include individual, so-called "private accommodation" (rented accommodation in houses, rooms, and apartments).

Note: The data of the individual, so-called "private accommodation" (rented accommodation in houses, rooms and apartments) will be processed and published annually since 2018, according to the Annual Plan of Official Statistics.

Table 1. Tourists arrivals and overnight stays in collective accommodation by municipalities², April 2025

	Arrivals				Overnight stays			
	foreign	domestic	total	structure	foreign	domestic	total	structure
	(1)	(2)	(3)=(1)+(2)	(3) u %	(1)	(2)	(3)=(1)+(2)	(3) u %
Total	104 519	13 282	117 801	100.0	270 455	41 686	312 141	100.0
Andrijevica	-	-	-	-	-	-	-	-
Bar	4 490	372	4 862	4.1	10 097	725	10 822	3.5
Berane	258	197	455	0.4	878	285	1 163	0.4
Bijelo Polje	209	156	365	0.3	449	255	704	0.2
Budva	43 480	5 577	49 057	41.6	126 538	13 583	140 121	44.9
Cetinje	220	1 636	1 856	1.6	325	3 610	3 935	1.3
Danilovgrad	112	0	112	0.1	153	0	153	0.0
Gusinje	-	-	-	-	-	-	-	-
Herceg Novi	13 686	1 401	15 087	12.8	45 441	13 671	59 112	18.9
Kolasin	1 867	531	2 398	2.0	2 884	881	3 765	1.2
Kotor	8 586	430	9 016	7.7	24 978	1 112	26 090	8.4
Mojkovac	65	2	67	0.1	65	2	67	0.0
Niksic	812	229	1 041	0.9	1 613	572	2 185	0.7
Petnjica	-	-	-	-	-	-	-	-
Plav	-	-	-	-	-	-	-	-
Pljevlja	200	127	327	0.3	475	230	705	0.2
Pluzine	-	-	-	-	-	-	-	-
Podgorica	15 783	1 192	16 975	14.4	30 421	2 763	33 184	10.6
Rozaje	83	11	94	0.1	176	27	203	0.1
Savnik	-	-	-	-	-	-	-	-
Tivat	6 022	448	6 470	5.5	14 088	895	14 983	4.8
Tuzi	-	-	-	-	-	-	-	-
Ulcinj	6 797	820	7 617	6.5	9 187	2 854	12 041	3.9
Zabljak	980	134	1 114	0.9	1 720	202	1 922	0.6
Zeta	-	-	-	-	-	-	-	-

Table 2. Tourists arrivals and overnight stays in collective accommodation by type of place³, April 2025

	Arrivals				Overnight stays			
	foreign	domestic	total	structure	foreign	domestic	total	structure
	(1)	(2)	(3)=(1)+(2)	(3) in %	(1)	(2)	(3)=(1)+(2)	(3) in %
Total	104 519	13 282	117 801	100.0	270 455	41 686	312 141	100.0
Capital	15 783	1 192	16 975	14.4	30 421	2 763	33 184	10.6
Seaside resorts	83 061	9 048	92 109	78.2	230 329	32 840	263 169	84.3
Mountain resorts	2 930	676	3 606	3.1	4 780	1 110	5 890	1.9
Other resorts	2 745	2 366	5 111	4.3	4 925	4 973	9 898	3.2

² Due to the small number of reporting units, data for the municipalities of Andrijevica, Gusinje, Petnjica, Plav, Pluzine, Savnik, Tuzi, and Zeta were not presented due to the indirect recognition of reporting units. Data confidentiality is defined in Article 54 of the Law on Official Statistics and the Official Statistical System (Official Gazette of Montenegro No 018/12 of 30.03.2012, 047/19 of 12.08.2019, and 23/25). The data for these municipalities shall not be published until the obtaining written approvals of the reporting units as defined in Article 61 of the Law.

³ **Capital city:** Podgorica.

Seaside resorts: Bar, Budva, Kotor, Tivat, Ulcinj, and Herceg Novi.

Mountain resorts: Andrijevica, Gusinje, Kolasin, Plav, Pluzine, Rozaje, Savnik, and Zabljak.

Other resorts: Berane, Bijelo Polje, Cetinje, Mojkovac, Nikšić, Petnjica, Pljevlja, Danilovgrad, Tuzi, and Zeta.

Table 3. Arrivals and overnight stays of foreign tourists by country of residence in collective accommodation, April 2025

Country	Arrivals	Structure, in %	Overnight stays	Structure, in %
Foreign tourists	104 519	100.0	270 455	100.0
Europe	79 902	76.4	212 093	78.4
Albania	3 533	3.4	5 757	2.1
Austria	2 424	2.3	8 162	3.0
Belgium	819	0.8	2 146	0.8
Belarus	85	0.1	253	0.1
Bosnia and Herzegovina	1 937	1.9	4 410	1.6
Bulgaria	683	0.7	1 537	0.6
Czech Republic	190	0.2	377	0.1
Denmark	389	0.4	936	0.3
Estonia	87	0.1	223	0.1
Finland	237	0.2	839	0.3
France	8 583	8.2	25 973	9.6
Greece	1 427	1.4	3 601	1.3
Netherlands	751	0.7	1 979	0.7
Croatia	1 894	1.8	3 782	1.4
Ireland	537	0.5	2 528	0.9
Iceland	43	0.0	114	0.0
Italy	1 584	1.5	3 689	1.4
Cyprus	53	0.1	118	0.0
Kosovo	2 366	2.3	4 812	1.8
Latvia	125	0.1	371	0.1
Lithuania	110	0.1	367	0.1
Luxembourg	65	0.1	194	0.1
Hungary	817	0.8	2 204	0.8
Malta	54	0.1	179	0.1
North Macedonia	1 260	1.2	2 850	1.1
Norway	376	0.4	1 209	0.4
Germany	11 592	11.1	26 948	10.0
Poland	2 839	2.7	8 837	3.3
Portugal	273	0.3	750	0.3
Romania	749	0.7	1 884	0.7
Russian Federation	2 380	2.3	6 750	2.5
Slovakia	169	0.2	400	0.1
Slovenia	1 173	1.1	2 170	0.8
Serbia	10 108	9.7	24 335	9.0
Spain	1 074	1.0	2 323	0.9
Switzerland (including Liechtenstein)	847	0.8	2 008	0.7
Sweden	683	0.7	1 283	0.5
Turkey	6 788	6.5	15 037	5.6
Ukraine	752	0.7	2 107	0.8
United Kingdom	9 381	9.0	36 792	13.6
Other European countries	665	0.6	1 859	0.7
Non-European countries	24 617	23.6	58 362	21.6
South Africa	306	0.3	730	0.3
Other African countries	1 151	1.1	4 020	1.5
Canada	482	0.5	1 044	0.4
USA	2 800	2.7	7 037	2.6
Other Northern American countries	211	0.2	358	0.1
Argentina	18	0.0	37	0.0
Brasil	160	0.2	289	0.1
Chile	17	0.0	36	0.0
Other Central or South American countries	270	0.3	619	0.2
China (including Hong Kong)	7 020	6.7	9 406	3.5
Japan	316	0.3	492	0.2
Republic of Korea	380	0.4	449	0.2
Israel	7 588	7.3	24 854	9.2
India	895	0.9	2 431	0.9
Azerbaijan	186	0.2	797	0.3
United Arab Emirates	128	0.1	349	0.1
Other Asian countries	2 024	1.9	4 317	1.6
Australia	351	0.3	645	0.2
New Zealand	73	0.1	171	0.1
Oceania and other territories	241	0.2	281	0.1

METHODOLOGICAL NOTES

Data on tourist traffic in collective accommodation (number of arrivals and overnight stays) have been collected by regular Monthly report on tourists arrivals and overnight stays in the collective accommodation establishments (form TU-11). Reports are made according to guest books which are led by reception of collective accommodation establishments (all types of hotels, vacation facilities, boarding houses, motels, tourist resorts, hostels, etc.). Collective accommodation establishments do not include individual, so-called "private accommodation" (rented accommodation in houses, rooms and apartments).

Tourist is a person who spends at least one night in an accommodation facility or some other object for accommodation of tourist, in a place other than his/her place of permanent residence for the reasons of rest or recreation, health, studies, sports, religion, family, business, public missions or meetings. Tourists do not include migrants, border workers, diplomats, member of military forces in the regular duty, refugees, etc. Tourists are not persons who stays longer than 12 consecutive months in place visited, persons engaged in some activity funded from the place of the visit, persons who regularly, daily and weekly travel to the place for work or study, migrants, border workers, diplomatic and consular representatives, refugees, displaced persons, persons in transit who do not formally enter the country, permanent residents who travel to another place with the intention to reside there permanently, people who are temporarily working in Montenegro and receive a salary for their work.

Domestic tourist is a person with permanent residence in Montenegro who temporarily resides in any place of Montenegro, and spends at least one night in accommodation facility.

Foreign tourist is a person with permanent residence outside Montenegro, who temporarily resides in any place in Montenegro, and spends at least one night in an accommodation facility.



The last published data are considered preliminary, and becomes final within the defined deadline, as forseen by the Statistical Release Calendar.

When using data please name the source:
„Data source: Statistical Office of Montenegro“

More information, as well as detailed methodological explanations can be found in the section: [Tourism](#)

Prepared by: Željko ŽIVKOVIĆ

Department: Business Statistics, Foreign Affiliates Statistics and Structural **Business** Statistics Department
contact@monstat.org

Contact for media:
mediji@monstat.org 
@monstat_me 

MONSTAT – Statistical Office of Montenegro 