

RELEASE 127/2023

Release date: 28 September 2023

Preliminary data

## Arrivals and overnight stays in collective accommodation

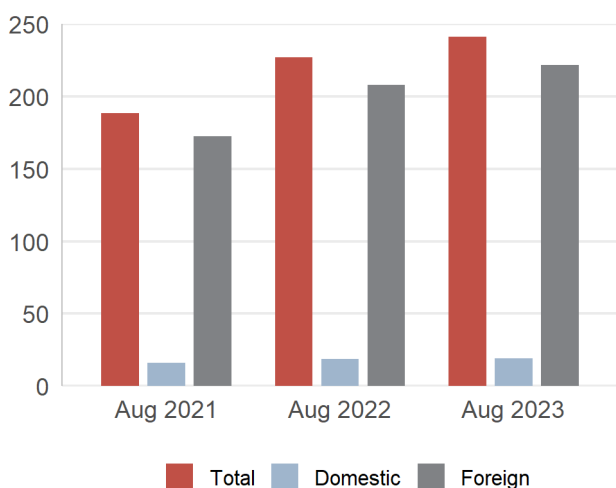
### August 2023

In Montenegro in August 2023, in collective accommodation<sup>1</sup> (hotels, vacation facilities, boarding houses, motels, tourist resorts, hostels etc.), tourists realised 240 754 arrivals and 1 085 745 overnight stays.

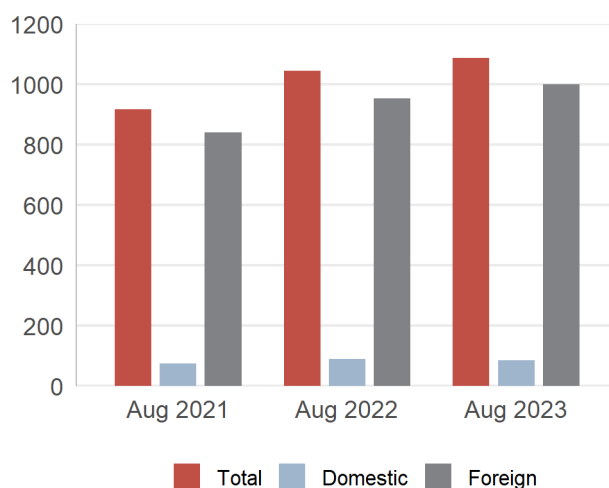
Overnight stays of foreign tourists represent 92.0% while the domestic tourists represent 8.0% of all overnight stays in collective accommodation.

Concerning the structure of overnight stays by types of resorts in August 2023 the most of them were recorded in seaside resorts (92.5%), capital (4.3%), mountain resorts (2.0%) and other resorts (1.3%).

**Graph 1.** Tourists arrivals, in thous.



**Graph 2.** Tourists overnights, in thous.



<sup>1</sup> Collective accommodation establishments include hotels, camping sites, tourist resorts, vacation facilities, boarding houses, motels, etc. Collective accommodation establishments do not include individual, so-called "private accommodation" (rented accommodation in houses, rooms and apartments).

**Note:** The data of the individual, so-called "private accommodation" (rented accommodation in houses, rooms and apartments) will be processed and published annually since 2018, according to the Annual Plan of Official Statistics.

**Table 1.** Tourists arrivals and overnight stays in collective accommodation by municipalities<sup>2</sup>, August 2023

	Arrivals				Overnight stays			
	foreign	domestic	total	structure	foreign	domestic	total	structure
	(1)	(2)	(3)=(1)+(2)	(3) u %	(1)	(2)	(3)=(1)+(2)	(3) u %
<b>Total</b>	<b>221 416</b>	<b>19 338</b>	<b>240 754</b>	<b>100.0</b>	<b>999 203</b>	<b>86 542</b>	<b>1 085 745</b>	<b>100.0</b>
Andrijevisa	-	-	-	-	-	-	-	-
Bar	22 469	1 821	24 290	10.1	127 955	7 919	135 874	12.5
Berane	357	343	700	0.3	542	753	1 295	0.1
Bijelo Polje	438	153	591	0.2	759	231	990	0.1
Budva	86 376	6 168	92 544	38.4	449 287	28 587	477 874	44.0
Cetinje	1 002	353	1 355	0.6	1 531	1 309	2 840	0.3
Danilovgrad	721	48	769	0.3	1 204	84	1 288	0.1
Gusinje	-	-	-	-	-	-	-	-
Herceg Novi	26 440	2 716	29 156	12.1	151 605	20 055	171 660	15.8
Kolasin	3 103	1 136	4 239	1.8	5 532	3 569	9 101	0.8
Kotor	18 002	797	18 799	7.8	55 069	2 312	57 381	5.3
Mojkovac	698	95	793	0.3	1 351	206	1 557	0.1
Niksic	1 786	291	2 077	0.9	2 947	626	3 573	0.3
Petnjica	-	-	-	-	-	-	-	-
Plav	-	-	-	-	-	-	-	-
Pljevlja	327	266	593	0.2	432	464	896	0.1
Pluzine	-	-	-	-	-	-	-	-
Podgorica	21 401	1 132	22 533	9.4	44 030	2 157	46 187	4.3
Rozaje	52	45	97	0.0	55	52	107	0.0
Savnik	-	-	-	-	-	-	-	-
Tivat	10 410	542	10 952	4.5	39 029	2 902	41 931	3.9
Tuzi	-	-	-	-	-	-	-	-
Ulcinj	21 761	2 333	24 094	10.0	107 679	12 288	119 967	11.0
Zabljak	3 402	909	4 311	1.8	6 297	2 738	9 035	0.8
Zeta	-	-	-	-	-	-	-	-

**Table 2.** Tourists arrivals and overnight stays in collective accommodation by type of place<sup>3</sup>, August 2023

	Arrivals				Overnight stays			
	foreign	domestic	total	structure	foreign	domestic	total	structure
	(1)	(2)	(3)=(1)+(2)	(3) u %	(1)	(2)	(3)=(1)+(2)	(3) u %
<b>Total</b>	<b>221 416</b>	<b>19 338</b>	<b>240 754</b>	<b>100.0</b>	<b>999 203</b>	<b>86 542</b>	<b>1 085 745</b>	<b>100.0</b>
Capital	21 401	1 132	22 533	9.4	44 030	2 157	46 187	4.3
Seaside resorts	185 458	14 377	199 835	83.0	930 624	74 063	1 004 687	92.5
Mountain resorts	8 374	2 249	10 623	4.4	14 692	6 584	21 276	2.0
Other resorts	6 183	1 580	7 763	3.2	9 857	3 738	13 595	1.3

<sup>2</sup> Due to the small number of reporting units, data for the municipalities of Andrijevisa, Gusinje, Petnjica, Plav, Pluzine, Savnik, Tuzi and Zeta were not presented due to the indirect recognition of reporting units. Data confidentiality is defined in Article 54 of the Law on Official Statistics and the Official Statistical System (Official Gazette of Montenegro No 018/12 of 30 March 2012, 047/19 of 12 August 2019). The data for these municipalities shall not be published until the obtaining written approvals of the reporting units as defined in Article 61 of the Law.

<sup>3</sup> **Capital city:** Podgorica.

**Seaside resorts:** Bar, Budva, Kotor, Tivat, Ulcinj i Herceg Novi.

**Mountain resorts:** Andrijevisa, Gusinje, Kolasin, Plav, Pluzine, Rozaje, Savnik i Zabljak.

**Other resorts:** Berane, Bijelo Polje, Cetinje, Mojkovac, Niksic, Petnjica, Pljevlja, Danilovgrad, Tuzi, and Zeta.

**Table 3.** Arrivals and overnight stays of foreign tourists by country of residence in collective accommodation, August 2023

Country	Arrivals	Structure, in %	Overnight stays	Structure, in %
<b>Foreign tourists</b>	<b>221 416</b>	<b>100.0</b>	<b>999 203</b>	<b>100.0</b>
<b>Europe</b>	<b>185 355</b>	<b>83.7</b>	<b>883 700</b>	<b>88.4</b>
Albania	2 735	1.2	8 785	0.9
Austria	3 026	1.4	11 593	1.2
Belgium	2 493	1.1	8 877	0.9
Belarus	348	0.2	2 011	0.2
Bosnia and Herzegovina	15 937	7.2	86 959	8.7
Bulgaria	943	0.4	3 960	0.4
Czech Republic	3 573	1.6	20 032	2.0
Denmark	647	0.3	2 559	0.3
Estonia	2 082	0.9	10 554	1.1
Finland	385	0.2	1 333	0.1
France	13 487	6.1	59 431	5.9
Greece	902	0.4	1 581	0.2
Netherlands	3 519	1.6	10 637	1.1
Croatia	3 474	1.6	13 099	1.3
Ireland	624	0.3	2 218	0.2
Iceland	168	0.1	1 232	0.1
Italy	4 847	2.2	14 231	1.4
Cyprus	225	0.1	747	0.1
Kosovo	6 890	3.1	26 350	2.6
Latvia	627	0.3	3 133	0.3
Lithuania	2 601	1.2	13 540	1.4
Luxembourg	803	0.4	3 431	0.3
Hungary	3 343	1.5	16 663	1.7
Malta	39	0.0	128	0.0
North Macedonia	2 157	1.0	9 369	0.9
Norway	1 024	0.5	6 893	0.7
Germany	11 105	5.0	47 996	4.8
Poland	8 436	3.8	41 376	4.1
Portugal	697	0.3	2 092	0.2
Romania	3 152	1.4	13 662	1.4
Russian Federation	5 333	2.4	24 104	2.4
Slovakia	1 838	0.8	10 520	1.1
Slovenia	2 747	1.2	13 446	1.3
Serbia	43 368	19.6	260 145	26.0
Spain	4 220	1.9	7 136	0.7
Switzerland (including Liechtenstein)	2 682	1.2	10 450	1.0
Sweden	1 502	0.7	5 906	0.6
Turkey	6 776	3.1	18 895	1.9
Ukraine	6 196	2.8	38 860	3.9
United Kingdom	8 988	4.1	43 973	4.4
Other European countries	1 416	0.6	5 793	0.6
<b>Non-European countries</b>	<b>36 061</b>	<b>16.3</b>	<b>115 503</b>	<b>11.6</b>
South Africa	250	0.1	831	0.1
Other African countries	1 205	0.5	4 346	0.4
Canada	1 043	0.5	3 332	0.3
USA	5 503	2.5	15 249	1.5
Other Northern American countries	95	0.0	240	0.0
Argentina	73	0.0	212	0.0
Brasil	376	0.2	877	0.1
Chile	42	0.0	85	0.0
Other Central or South American countries	446	0.2	1 726	0.2
China (including Hong Kong)	2 214	1.0	3 547	0.4
Japan	250	0.1	449	0.0
Republic of Korea	416	0.2	925	0.1
Israel	10 259	4.6	31 822	3.2
India	582	0.3	1 713	0.2
Azerbaijan	1 250	0.6	6 599	0.7
United Arab Emirates	2 153	1.0	7 959	0.8
Other Asian countries	7 893	3.6	30 788	3.1
Australia	1 446	0.7	3 912	0.4
New Zealand	178	0.1	428	0.0
Oceania and other territories	387	0.2	463	0.0

## METHODOLOGICAL NOTES

Data on tourist traffic in collective accommodation (number of arrivals and overnight stays) have been collected by regular Monthly report on tourists arrivals and overnight stays in the collective accommodation establishments (form TU-11). Reports are made according to guest books which are led by reception of collective accommodation establishments (all types of hotels, vacation facilities, boarding houses, motels, tourist resorts, hostels, etc.). Collective accommodation establishments do not include individual, so-called "private accommodation" (rented accommodation in houses, rooms and apartments).

Tourist is a person who spends at least one night in an accommodation facility or some other object for accommodation of tourist, in a place other than his/her place of permanent residence for the reasons of rest or recreation, health, studies, sports, religion, family, business, public missions or meetings. Tourists do not include migrants, border workers, diplomats, member of military forces in the regular duty, refugees, etc. Tourists are not persons who stays longer than 12 consecutive months in place visited, persons engaged in some activity funded from the place of the visit, persons who regularly, daily and weekly travel to the place for work or study, migrants, border workers, diplomatic and consular representatives, refugees, displaced persons, persons in transit who do not formally enter the country, permanent residents who travel to another place with the intention to reside there permanently, people who are temporarily working in Montenegro and receive a salary for their work.

**Domestic tourist** is a person with permanent residence in Montenegro who temporarily resides in any place of Montenegro, and spends at least one night in accommodation facility.

**Foreign tourist** is a person with permanent residence outside Montenegro, who temporarily resides in any place in Montenegro, and spends at least one night in an accommodation facility.



The last published data are considered preliminary, and becomes final within the defined deadline, as forseen by the Statistical Release Calendar.

When using data please name the source:  
„Data source: Statistical Office of Montenegro“

*More information, as well as detailed methodological explanations can be found in the section: [Tourism](#)*

Prepared by: Zeljko ZIVKOVIC

Department: Business Statistics, Foreign Affiliates Statistics and Structural **Business** Statistics Department  
contact@monstat.org

Contact for media:  
mediji@monstat.org   
@monstat\_me 

MONSTAT – Statistical Office of Montenegro 