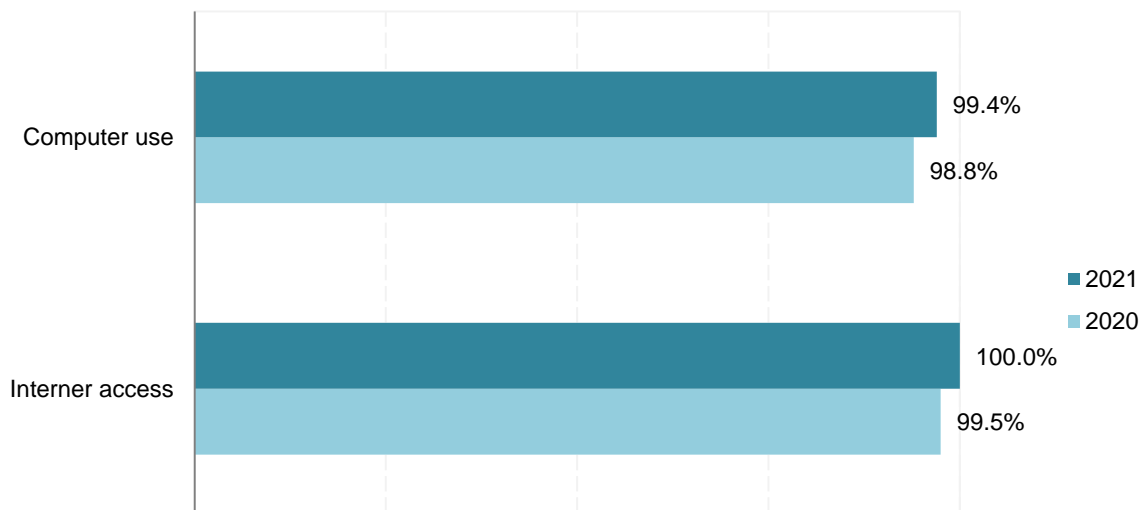


ICT usage in enterprises in Montenegro *in 2021*

In Montenegro 99.4% of surveyed enterprises reported on the use of computers in their activities. **All data in this release refers only on enterprises which use computers in 2021.**

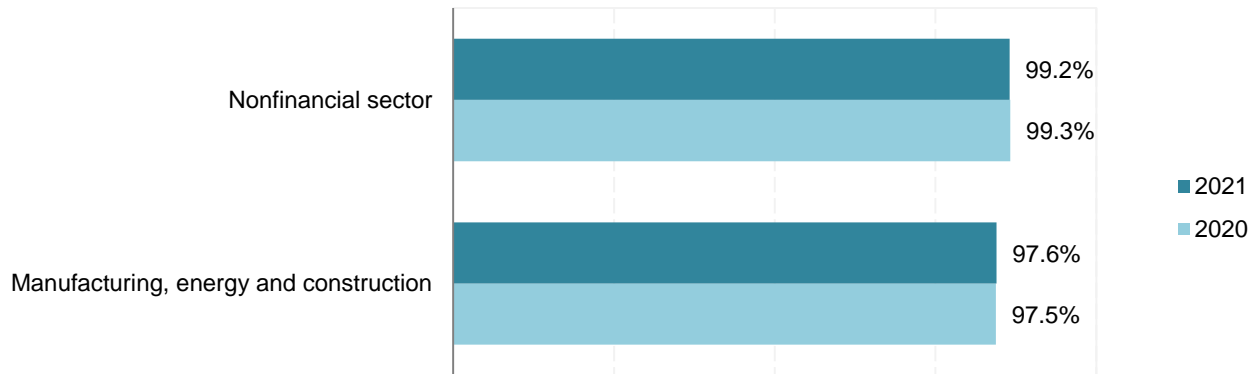
When it comes to the Internet, the results of survey show that 100.0% of the enterprises, have access to the Internet.

Graph 1: Usage of computers and Internet access in enterprises



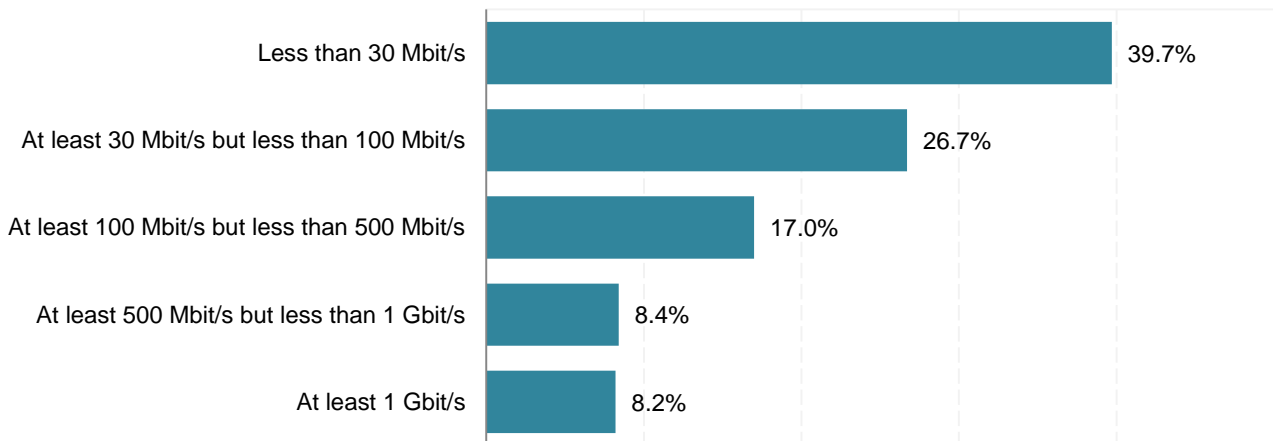
Percent of enterprises which use computers in their business is increased for 0.6% compared to the 2020 year.

Graph 2: Usage of computers by sectors



When we look at the use of computers in enterprises according to sectors, the percentage of enterprises that use computers in the non-financial sector is increased by 1.6% compared to enterprises from manufacturing sector, energy and construction sectors.

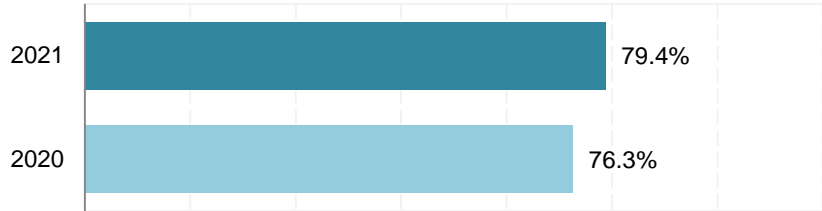
Graph 3: Maximum contracted download speed of the fastest Internet




Survey results show that 39.7% of enterprises to access the Internet use a top speed of less than 30 Mbit/s, 26.7% of enterprises said they use the Internet connection speed of at least 30 Mbit/s, but less than 100 Mbit/s, while 17.0% of enterprises said they use the Internet speed of at least 100Mbit/s but less than 500 Mbit/s.

Percentages of enterprises which use mobile broadband connections type is increased for 3.1% compared to the previous year.

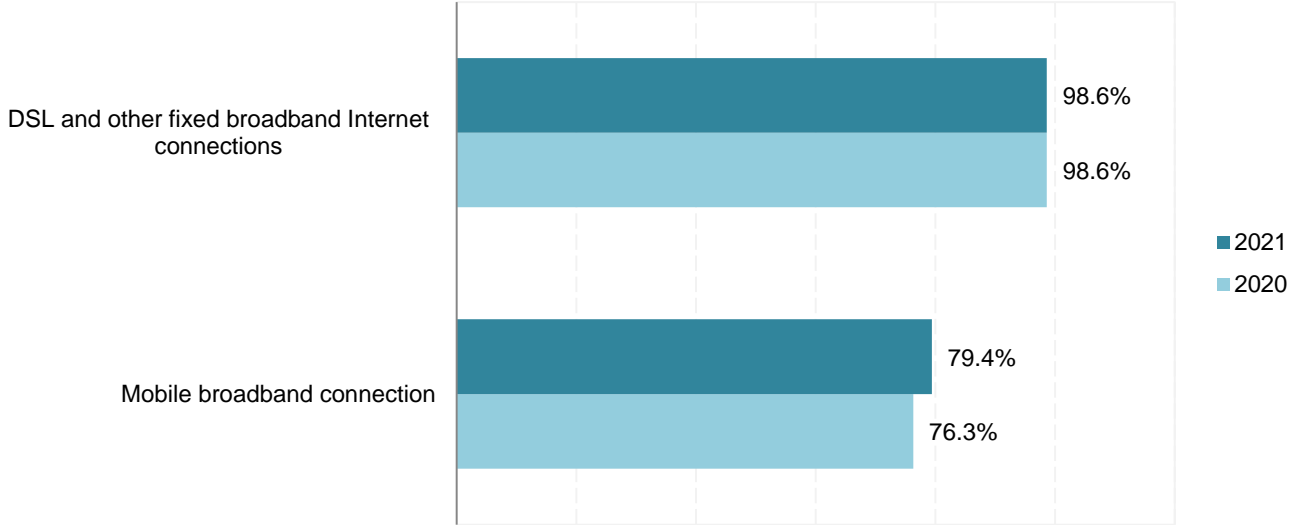
Graph 4: Usage mobile connection for internet access



Graph 5: Usage a mobile connection to access the Internet by sector

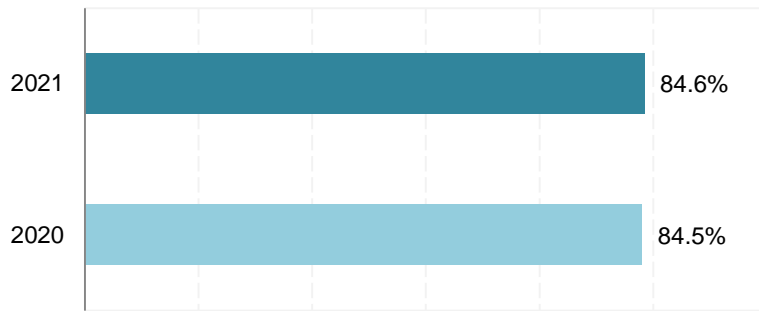


Graph 6: Usage external Internet connections in enterprises



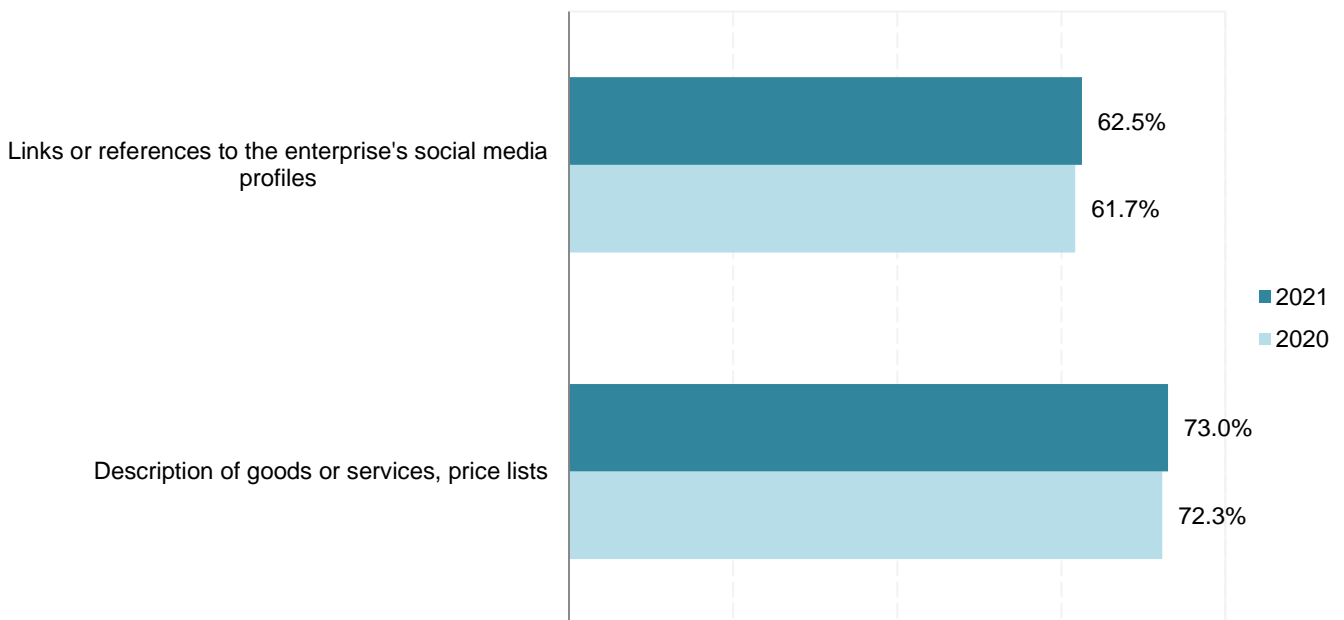
Of the enterprises that have access to the Internet, 98.6% said they use DSL or some other type of fixed broadband connection to the Internet, while 79.4% of enterprises said they use mobile broadband connection.

Graph 7: Usage of Website



The percentage of enterprises that have a Website is 84.6%. Compared to the previous year, the number of enterprises that have a website increased by 0.1%.

Graph 8: Providing services by Website
(multiple answers possible)



Of the enterprises with Website, 73.0% of enterprises allow access to description of goods or services and price lists, while 62.5% enterprises responded that they have links or references to the enterprise's social media profiles.

METODOLOGICAL NOTES

Statistical Office of Montenegro conducts survey on the use of information and communication technologies in Montenegro. This survey refers to the use of information and communication technologies in enterprises.

Basic information about survey:

- ✓ The aim of the survey is to collect the data on presence and usage of ICT by enterprises in sectors by NACE Rev 2 classification: administrative and support service activities; construction; information and communication; real estate activities; manufacturing, electricity, gas, steam and air conditioning; water supply, sewerage, waste management and remediation activities; professional, scientific, and technical activities; transport and storage; wholesale and retail trade; repair of motor vehicles and motorcycles; accommodation and food service activities.
- ✓ A stratified sample - sample size is 643 enterprises.
- ✓ Telephone interview.
- ✓ The target group are enterprises with 10 or more employees by activity (NACE Rev. 2).
- ✓ Reference period for most questions is 2021 while some issues related to the entire 2020.

Published by the Statistical Office of Montenegro (MONSTAT)
81000 Podgorica, IV Proleterske 2, Phone: (+382) 20 230-811. Fax: (+382) 20 230-814

The release prepared by:

Miloš MALTEZ

contact@monstat.org
