

SAOBRAČAJ, SKLADIŠTENJE I VEZE

Izvori podataka i obuhvatnost

Sva istraživanja saobraćaja osim istraživanja o teretnom drumskom saobraćaju obuhvataju preduzeća sa 5 i više zaposlenih koja su u statističkom biznis registru razvrstana u sektor H Klasifikacije djelatnosti (KD 2010), oblasti 49, 50, 51, 52, 53 i sektor J - oblast 61.

Istraživanje o teretnom drumskom saobraćaju se sprovodi na uzorku. Okvir za izbor uzorka je evidencija registrovanih vozila koja se dobija od Ministarstva unutrašnjih poslova Crne Gore.

Izvor podataka za:

- (i) željeznički saobraćaj su izvještajne jedinice kojima je prevoz putnika i robe u željezničkom saobraćaju pretežna djelatnost (sektor H, oblast 49);
- (ii) drumski putnički saobraćaj su izvještajne jedinice kojima je prevoz putnika u drumskom saobraćaju pretežna djelatnost (sektor H, oblast 49);
- (iii) istraživanje teretnog drumskog saobraćaja teretna vozila za prevoz robe korisne nosivosti 3500 kg i veće, kao i tegljači. Izvor podataka su pravna i fizička lica koja su vlasnici ili korisnici vozila. Izvor podataka za teretna drumska vozila je Ministarstvo unutrašnjih poslova Crne Gore.
- (iv) lokalni drumski saobraćaj su izvještajne jedinice kojima je prevoz putnika u lokalnom drumskom (gradskom) saobraćaju pretežna djelatnost (sektor H, oblast 49);
- (v) prometa na aerodromima su izvještajne jedinice koje obavljaju uslužne djelatnosti u vazdušnom saobraćaju (sektor H, oblast 52);
- (vi) izvještaj o dolasku i odlasku brodova, izvještajne jedinice su Lučke kapetanije i Uprava pomorske sigurnosti;
- (vii) poštanski i telekomunikacioni saobraćaj je Agencija za elektronske komunikacije i poštansku djelatnost

Definicije

Putnik je svako lice koje je nabavilo kartu ili odgovarajuću ispravu i ušlo u prevozno sredstvo s ciljem da se preveze do mjesta opredjeljenja.

Putnički kilometar označava prevoz jednog putnika na rastojanju od 1 km.

Pod prevezenom **robom** podrazumijevaju se sve pošiljke tereta (robe) koji je prevezen na osnovu ugovora o prevozu. Količina prevezene robe izražava se u bruto težini, što znači da težina robe obuhvata i težinu ambalaže ili opreme (kontejneri).

Tonski kilometar označava prevoz jedne tone robe na rastojanju od 1 km.

TRANSPORT, STORAGE AND COMMUNICATIONS

Sources of data and coverage

Units for all surveys of transport except survey of freight road transport are enterprises with 5 or more employees who are in the Statistical Business Register according to the activity classification in Section H (KD 2010), divisions 49, 50, 51, 52, 53 and Section J divisions 61.

Survey transport of goods by road conducted on a sample, frame for sample selection is a database of registered vehicles that are obtained from Ministry Interior of Montenegro.

Data source:

- (i) for rail transport are reporting units with the carriage of passengers and goods by rail prevailing activity (Section H, field 49);
- (ii) road passenger traffic reporting units with the carriage of passengers in road traffic prevailing activity (Section H, field 49);
- (iii) road freight transport vehicles for transportation of goods payload of 3500 kg and higher, as well as tractors. Sources of data are legal and natural persons who are owners or users of vehicles. Data source for road vehicles is the Ministry of Interior of Montenegro;
- (iv) local road traffic reporting units with the carriage of passengers in local road (urban) traffic prevailing activity (Section H, field 49);
- (v) traffic at airports reporting units that perform service activities in air traffic (Section H, field 52);
- (vi) report on the arrival and departure of ships reporting units are the Port Authority and Maritime safety department of Montenegro;
- (vii) postal and telecommunications traffic reporting unit is Agency for electronic communications and postal service

Definitions

Passenger is every person with ticket or appropriate document with the aim to travel to desired place.

Passenger kilometer presents the transport of one person over the distance of 1 km.

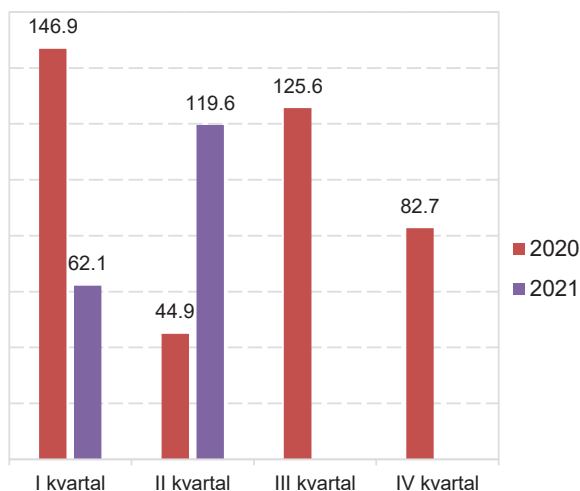
Goods transported are goods transferred based on the contract on transport. The quantity of goods transported is expressed in gross weight, meaning that the quantity of goods covers also the quantity of packaging or packing material (containers).

Tonne-kilometre indicate transport of one-tone goods over the distance of 1 km.

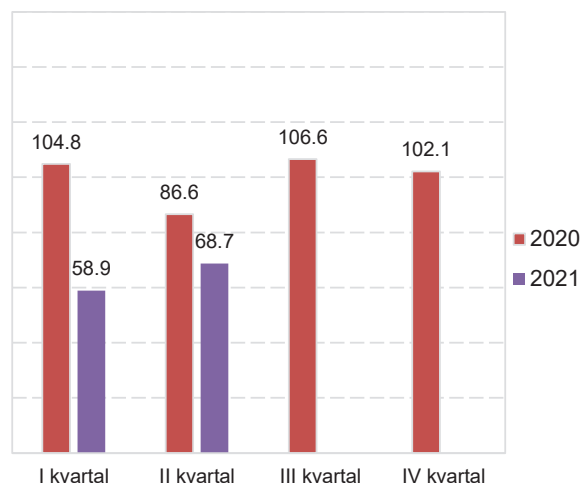
ŽELJEZNIČKI SAOBRAĆAJ / RAILWAY TRANSPORT

Ø 2020 = 100

Putnički / Passengers



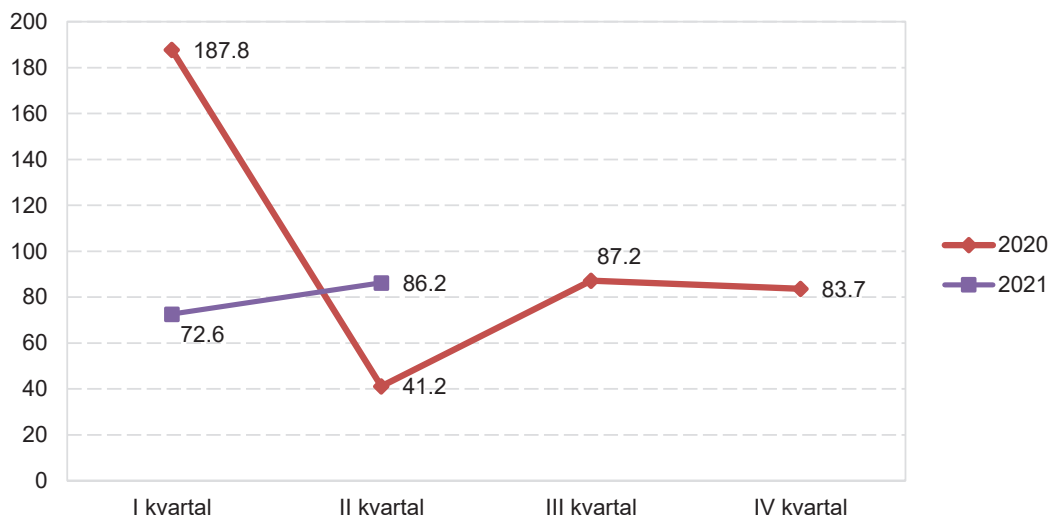
Robni / Goods



	ŽELJEZNIČKI SAOBRAĆAJ / RAILWAY TRANSPORT					
	Putnički / Passenger			Robni / Goods		
	indeks Index	putnici u 000 Passengers, thousands	putnički km u 000 Passenger kilometres in thousands	Indeks Index	prevoz robe u 000 t Goods in thousands tonnes	tonski km u 000 Tonne- kilometres in thousands
2016	301,4	1 284	83 897	86,2	1 395	112 490
2017	215,0	927	59 864	129,5	1 603	168 918
2018	239,6	992	66 696	86,5	967	112 856
2019	238,8	986	66 485	99,9	1 132	130 330
2020	100,0	473	27 839	100,0	1 154	130 451
2020						
I kvartal/ quarter	146,9	154	10 223	104,8	319	34 162
II kvartal/quarter	44,9	57	3 122	86,6	249	28 229
III kvartal/ quarter	125,6	164	8 738	106,6	301	34 749
IV kvartal/ quarter	82,7	98	5 756	102,1	285	33 311
2021						
I kvartal/ quarter	62,1	68	4 320	58,9	189	19 199
II kvartal/quarter	119,6	132	8 325	68,7	182	22 403
III kvartal/ quarter						
IV kvartal/ quarter						

DRUMSKI SAOBRAĆAJ - PUTNIČKI / ROAD TRANSPORT – PASSENGERS

Ø 2020 = 100



Ø 2020 = 100

	DRUMSKI SAOBRAĆAJ / ROAD TRANSPORT							
	PUTNIČKI / PASSENGERS				ROBNI / GOODS			
	indeks Index	putnici u 000 Passengers, thous.	putnički km u 000 Passenger kilometres in thous.	autobuski km u 000 Buskilometre s in thous	indeks Index	roba u 000 tona Goods in thousands tonnes	tonski km u 000 Tonne- kilometres in thous.	Pređeni km vozila sa utovarom, u hilj. Kilometres made, in thous.
2017	386,0	7 575	114 196	17 944	113,6	839	103 417	4 625
2018	389,8	7 618	115 333	17 684	86,0	810	78 332	3 818
2019	386,0	7 680	114 223	17 815	88,9	886	80 926	3 855
2020	100,0	2 697	29 588	8 150	100,0	800	91 039	4 312
2020								
I kvartal/ quarter	187,8	1 262	13 893	3 549	105,1	221	23 920	948
II kvartal/quarter	41,2	285	3 048	1 157	80,6	192	18 336	993
III kvartal/ quarter	87,2	609	6 453	1 711	96,5	200	21 952	1 076
IV kvartal/ quarter	83,7	541	6 194	1 733	117,9	187	26 831	1 295
2021								
I kvartal/ quarter	72,6	518	5 369	1 599	119,1	196	27 102	1 353
II kvartal/quarter	86,2	758	6 373	2 493	131,2	219	29 854	1 654
III kvartal/ quarter								
IV kvartal/ quarter								

PROMET NA AERODROMIMA / TRAFFIC AT AIRPORTS

Ø 2020 = 100

	PUTNIČKI / PASSENGERS		ROBNI / GOODS
	indeks <i>Index</i>	prevoz putnika <i>Transport of passengers</i>	prevoz robe u tonama <i>Transport of goods in tonnes</i>
2016	355,6	1 855 837	910
2017	418,6	2 184 859	876
2018	470,3	2 454 524	931
2019	508,2	2 652 801	871
2020	100,0	521 959	337
2020			
I kvartal/ quarter	174,9	228 220	153
II kvartal/quarter	7,1	9 210	3
III kvartal/ quarter	156,3	203 968	64
IV kvartal/ quarter	61,7	80 561	117
2021			
I kvartal/ quarter	50,3	65 642	87
II kvartal/quarter	169,0	220 585	124
III kvartal/ quarter			
IV kvartal/ quarter			

GRADSKI SAOBRAĆAJ / LOCAL TRANSPORT

Kvartali/ <i>Quarters</i>	indeks <i>Index</i>	prevezeno putnika u 000 <i>Passengers in thousands</i>
2016	135,1	939
2017	138,7	964
2018	141,3	982
2019	145,2	1 009
2020	100,0	695
2020		
I kvartal/ quarter	126,6	220
II kvartal/quarter	51,8	90
III kvartal/ quarter	103,6	180
IV kvartal/ quarter	118,0	205
2021		
I kvartal/ quarter	145,6	253
II kvartal/quarter	157,7	274
III kvartal/ quarter		
IV kvartal/ quarter		

POMORSKI SAOBRAĆAJ / MARINE TRANSPORT

Ø 2020 = 100

	Promet u lukama (u tonama) / Turnover in harbours (tonnes)			
	indeks <i>Index</i>	ukupno <i>Total</i>	izvoz <i>Export</i>	uvoz ¹⁾ <i>Import</i>
2016	80,5	1 645 797	809 569	807 571
2017	102,6	2 096 122	1 210 380	883 448
2018	96,1	1 963 204	776 425	1 179 686
2019	100,4	2 050 869	1 035 422	1 015 447
2020	100,0	2 043 632	1 147 913	895 663
2020				
I kvartal/ <i>quarter</i>	90,4	461 780	264 164	197 616
II kvartal/ <i>quarter</i>	108,9	556 289	285 918	270 371
III kvartal/ <i>quarter</i>	92,1	470 453	242 207	228 190
IV kvartal/ <i>quarter</i>	108,7	555 110	355 624	199 486
2021				
I kvartal/ <i>quarter</i>	59,6	304 685	112 496	192 189
II kvartal/ <i>quarter</i>	90,6	462 796	244 689	218 107
III kvartal/ <i>quarter</i>				
IV kvartal/ <i>quarter</i>				

¹⁾Tranzit prikazan kod uvoza¹⁾Transit presented in import

P T T SAOBRAĆAJ / POSTAL, TELEGRAPH AND TELEPHONE (PTT) COMMUNICATIONS

	Poštanske usluge / <i>Postal services</i>			Telefonske usluge / <i>Telephone services</i>	
	pisma u 000 komada <i>Letters in thousands pcs,</i>	paketi u 000 komada <i>Packages in thousands pcs,</i>	Tiskovine i ostalo, u 000 komada <i>Other printed papers in thousands pcs,</i>	fiksna telefonija <i>Fixed telephony</i>	mobilna telefonija <i>Mobile telephony</i>
				minuti u 000 <i>Minutes in thous,</i>	minuti u 000 <i>Minutes in thous,</i>
2016	14 532	149	636	198 764	2 253 924
2017	15 159	65	232	159 548	2 244 424
2018	16 223	55	147	132 029	2 303 823
2019	15 696	58	115	111 279	2 328 276
2020	15 780	50	118	115 992	2 433 217
2020					
I kvartal/ <i>quarter</i>	3 726	12	34	28 029	546 715
II kvartal/ <i>quarter</i>	3 697	10	27	30 321	602 450
III kvartal/ <i>quarter</i>	4 215	13	26	27 402	633 892
IV kvartal/ <i>quarter</i>	4 142	15	31	30 240	650 160
2021					
I kvartal/ <i>quarter</i>	3 622	11	27	29 614	611 138
II kvartal/ <i>quarter</i>	3 758	14	50	25 365	655 991
III kvartal/ <i>quarter</i>					
IV kvartal/ <i>quarter</i>					