

## SAOBRAČAJ, SKLADIŠTENJE I VEZE

### Izvori podataka i obuhvatnost

Sva istraživanja saobraćaja osim istraživanja o teretnom drumskom saobraćaju obuhvataju preduzeća sa 5 i više zaposlenih koja su u statističkom biznis registru razvrstana u sektor H Klasifikacije djelatnosti (KD 2010), oblasti 49, 50, 51, 52, 53 i sektor J - oblast 61.

Istraživanje o teretnom drumskom saobraćaju se sprovodi na uzorku. Okvir za izbor uzorka je evidencija registrovanih vozila koja se dobija od Ministarstva unutrašnjih poslova Crne Gore.

### Izvor podataka za:

- (i) željeznički saobraćaj su izvještajne jedinice kojima je prevoz putnika i robe u željezničkom saobraćaju pretežna djelatnost (sektor H, oblast 49);
- (ii) drumski putnički saobraćaj su izvještajne jedinice kojima je prevoz putnika u drumskom saobraćaju pretežna djelatnost (sektor H, oblast 49);
- (iii) istraživanje teretnog drumskog saobraćaja teretna vozila za prevoz robe korisne nosivosti 3500 kg i veće, kao i tegljači. Izvor podataka su pravna i fizička lica koja su vlasnici ili korisnici vozila. Izvor podataka za teretna drumska vozila je Ministarstvo unutrašnjih poslova Crne Gore.
- (iv) lokalni drumski saobraćaj su izvještajne jedinice kojima je prevoz putnika u lokalnom drumskom (gradskom) saobraćaju pretežna djelatnost (sektor H, oblast 49);
- (v) prometa na aerodromima su izvještajne jedinice koje obavljaju uslužne djelatnosti u vazdušnom saobraćaju (sektor H, oblast 52);
- (vi) izvještaj o dolasku i odlasku brodova, izvještajne jedinice su Lučke kapetanije i Uprava pomorske sigurnosti;
- (vii) poštanski i telekomunikacioni saobraćaj je Agencija za elektronske komunikacije i poštansku djelatnost

### Definicije

**Putnik** je svako lice koje je nabavilo kartu ili odgovarajuću ispravu i ušlo u prevozno sredstvo s ciljem da se preveze do mjesta opredjeljenja.

**Putnički kilometar** označava prevoz jednog putnika na rastojanju od 1 km.

Pod prevezenom **robom** podrazumijevaju se sve pošiljke tereta (robe) koji je prevezen na osnovu ugovora o prevozu. Količina prevezene robe izražava se u bruto težini, što znači da težina robe obuhvata i težinu ambalaže ili opreme (kontejneri).

**Tonski kilometar** označava prevoz jedne tone robe na rastojanju od 1 km.

## TRANSPORT, STORAGE AND COMMUNICATIONS

### Sources of data and coverage

Units for all surveys of transport except survey of freight road transport are enterprises with 5 or more employees who are in the Statistical Business Register according to the activity classification in Section H (KD 2010), divisions 49, 50, 51, 52, 53 and Section J divisions 61.

Survey transport of goods by road conducted on a sample, frame for sample selection is a database of registered vehicles that are obtained from Ministry Interior of Montenegro.

### Data source:

- (i) for rail transport are reporting units with the carriage of passengers and goods by rail prevailing activity (Section H, field 49);
- (ii) road passenger traffic reporting units with the carriage of passengers in road traffic prevailing activity (Section H, field 49);
- (iii) road freight transport vehicles for transportation of goods payload of 3500 kg and higher, as well as tractors. Sources of data are legal and natural persons who are owners or users of vehicles. Data source for road vehicles is the Ministry of Interior of Montenegro;
- (iv) local road traffic reporting units with the carriage of passengers in local road (urban) traffic prevailing activity (Section H, field 49);
- (v) traffic at airports reporting units that perform service activities in air traffic (Section H, field 52);
- (vi) report on the arrival and departure of ships reporting units are the Port Authority and Maritime safety department of Montenegro;
- (vii) postal and telecommunications traffic reporting unit is Agency for electronic communications and postal service

### Definitions

**Passenger** is every person with ticket or appropriate document with the aim to travel to desired place.

**Passenger kilometer** presents the transport of one person over the distance of 1 km.

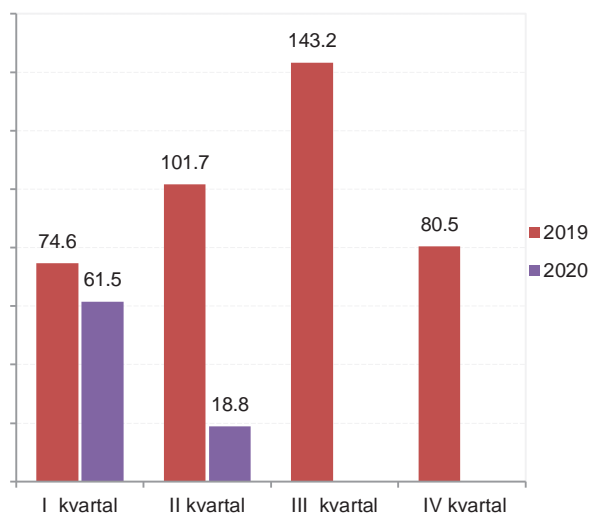
**Goods** transported are goods transferred based on the contract on transport. The quantity of goods transported is expressed in gross weight, meaning that the quantity of goods covers also the quantity of packaging or packing material (containers).

**Tonne-kilometre** indicate transport of one-tone goods over the distance of 1 km.

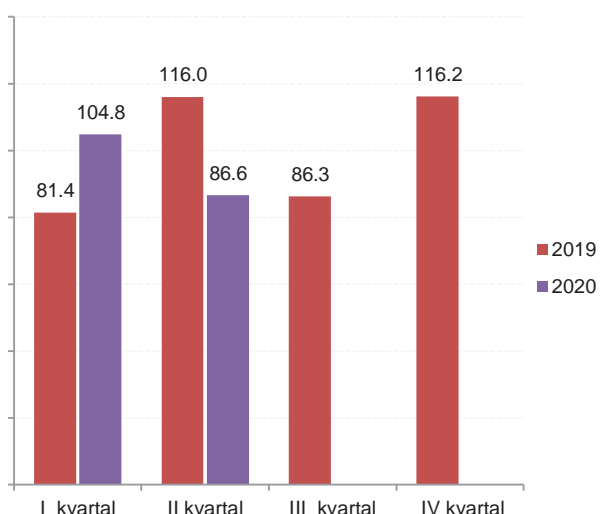
## ŽELJEZNIČKI SAOBRAĆAJ / RAILWAY TRANSPORT

Ø 2019 = 100

Putnički / Passengers

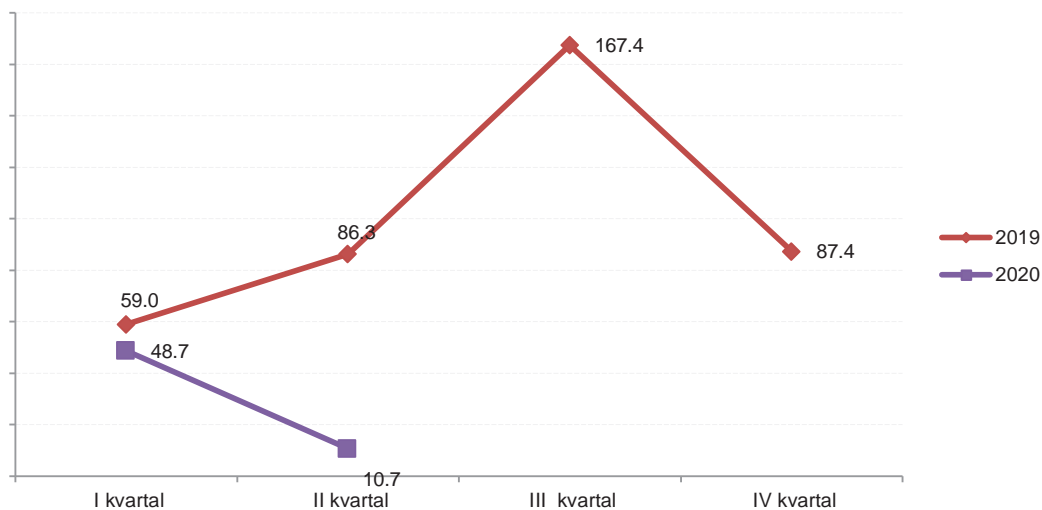


Robni / Goods



	ŽELJEZNIČKI SAOBRAĆAJ / RAILWAY TRANSPORT					
	Putnički / Passenger			Robni / Goods		
	indeks Index	putnici u 000 Passengers, thousands	putnički km u 000 Passenger kilometres in thousands	Indeks Index	prevoz robe u 000 t Goods in thousands tonnes	tonski km u 000 Tonne- kilometres in thousands
2015	121,2	1 236	80 590	85,9	988	111 921
2016	126,2	1 284	83 897	86,3	1 395	112 490
2017	90,0	927	59 864	129,6	1 603	168 918
2018	100,3	992	66 696	86,6	967	112 856
<b>2019</b>	100,0	986	66 485	100,0	1 132	130 330
<b>2019</b>						
I kvartal/ quarter	74,6	192	12 403	81,4	229	26 531
II kvartal/quarter	101,7	256	16 899	116,0	323	37 801
III kvartal/ quarter	143,2	327	23 805	86,3	245	28 133
IV kvartal/ quarter	80,5	211	13 378	116,2	335	37 865
<b>2020</b>						
I kvartal/ quarter	61,5	154	10 223	104,8	319	34 162
II kvartal/quarter	18,8	57	3 122	86,6	249	28 229
III kvartal/ quarter						
IV kvartal/ quarter						

## DRUMSKI SAOBRAĆAJ - PUTNIČKI / ROAD TRANSPORT - PASSENGERS



Ø 2019 = 100

	DRUMSKI SAOBRAĆAJ / ROAD TRANSPORT							
	PUTNIČKI / PASSENGERS				ROBNI / GOODS			
	indeks Index	putnici u 000 Passengers, thous.	putnički km u 000 Passenger kilometres in thous.	autobuski km u 000 Buskilometre s in thous	indeks Index	roba u 000 tona Goods in thousands tonnes	tonski km u 000 Tonne- kilometres in thous.	Pređeni km vozila sa utovarom, u hilj. Kilometres made, in thous.
2016	99,6	7 544	113 798	18 223	149,0	852	120 582	5 264
2017	100,0	7 575	114 196	17 944	127,8	839	103 417	4 625
2018	101,0	7 618	115 333	17 684	96,8	810	78 332	3 818
<b>2019</b>	100,0	7 680	114 223	17 815	100,0	886	80 926	3 855
<b>2019</b>								
I kvartal/ quarter	59,0	1 649	16 835	4 172	109,2	209	22 090	927
II kvartal/quarter	86,3	1 737	24 636	4 336	91,2	226	18 460	913
III kvartal/ quarter	167,4	2 507	47 796	5 036	92,7	232	18 750	1 012
IV kvartal/ quarter	87,4	1 787	24 956	4 271	106,9	219	21 626	1 003
<b>2020</b>								
I kvartal/ quarter	48,7	1 262	13 893	3 549	118,2	221	23 920	948
II kvartal/quarter	10,7	285	3 048	1 157	90,6	192	18 336	993
III kvartal/ quarter								
IV kvartal/ quarter								

## PROMET NA AERODROMIMA / TRAFFIC AT AIRPORTS

Ø 2019 = 100

	PUTNIČKI / PASSENGERS		ROBNI / GOODS
	indeks <i>Index</i>	prevoz putnika <i>Transport of passengers</i>	prevoz robe u tonama <i>Transport of goods in tonnes</i>
2015	62,0	1 643 905	889
2016	70,0	1 855 837	910
2017	82,4	2 184 859	876
2018	92,5	2 454 524	931
<b>2019</b>	100,0	2 652 801	871
<b>2019</b>			
I kvartal/ quarter	38,7	256 332	202
II kvartal/quarter	107,6	713 747	219
III kvartal/ quarter	193,5	1 283 003	217
IV kvartal/ quarter	60,3	399 719	233
<b>2020</b>			
I kvartal/ quarter	34,4	228 220	153
II kvartal/quarter	1,4	9 210	3
III kvartal/ quarter			
IV kvartal/ quarter			

## GRADSKI SAOBRAĆAJ / LOCAL TRANSPORT

Kvartali/ <i>Quarters</i>	indeks <i>Index</i>	prevezeno putnika u 000 <i>Passengers in thousands</i>
2015	87,7	885
2016	93,1	939
2017	95,5	964
2018	97,3	982
<b>2019</b>	100,0	1 009
<b>2019</b>		
I kvartal/ quarter	95,5	241
II kvartal/quarter	98,3	248
III kvartal/ quarter	99,1	250
IV kvartal/ quarter	107,0	270
<b>2020</b>		
I kvartal/ quarter	87,2	220
II kvartal/quarter	35,7	90
III kvartal/ quarter		
IV kvartal/ quarter		

## POMORSKI SAOBRAĆAJ / MARINE TRANSPORT

Ø 2019 = 100

	Promet u lukama ( u tonama) / Turnover in harbours (tonnes)			
	indeks <i>Index</i>	ukupno <i>Total</i>	izvoz <i>Export</i>	uvoz <sup>1)</sup> <i>Import</i>
2015	72,6	1 488 399	837 470	649 747
2016	80,2	1 645 797	809 569	807 571
2017	102,2	2 096 122	1 210 380	883 448
2018	95,7	1 963 204	776 425	1 179 686
<b>2019</b>	100,0	2 050 869	1 035 422	1 015 447
<b>2019</b>				
I kvartal/ <i>quarter</i>	81,7	419 015	191 600	227 415
II kvartal/ <i>quarter</i>	112,5	576 916	315 238	261 678
III kvartal/ <i>quarter</i>	104,9	537 954	267 005	270 949
IV kvartal/ <i>quarter</i>	100,8	516 984	261 579	255 405
<b>2020</b>				
I kvartal/ <i>quarter</i>	90,1	461 780	264 164	197 616
II kvartal/ <i>quarter</i>	108,5	556 289	285 918	270 371
III kvartal/ <i>quarter</i>				
IV kvartal/ <i>quarter</i>				

<sup>1)</sup>Tranzit prikazan kod uvoza<sup>1)</sup>Transit presented in import

## P T T SAOBRAĆAJ / POSTAL, TELEGRAPH AND TELEPHONE (PTT) COMMUNICATIONS

	Poštanske usluge / Postal services			Telefonske usluge / Telephone services	
	pisma u 000 komada <i>Letters in thousands pcs,</i>	paketi u 000 komada <i>Packages in thousands pcs,</i>	Tiskovine i ostalo, u 000 komada <i>Other printed papers in thousands pcs,</i>	fiksna telefonija <i>Fixed telephony</i>	mobilna telefonija <i>Mobile telephony</i>
				minuti u 000 <i>Minutes in thous,</i>	minuti u 000 <i>Minutes in thous,</i>
2015	13 643	75	216	236 613	2 224 690
2016	14 532	149	636	198 764	2 253 924
2017	15 159	65	232	159 548	2 244 424
2018	16 223	55	147	132 029	2 303 823
<b>2019</b>	15 696	58	115	111 279	2 328 276
<b>2019</b>					
I kvartal/ <i>quarter</i>	3 739	16	27	28 648	520 929
II kvartal/ <i>quarter</i>	3 745	15	28	26 530	584 632
III kvartal/ <i>quarter</i>	3 902	13	33	28 269	650 459
IV kvartal/ <i>quarter</i>	4 310	14	27	27 832	572 256
<b>2020</b>					
I kvartal/ <i>quarter</i>	3 726	12	34	28 029	546 715
II kvartal/ <i>quarter</i>	3 697	10	27	30 321	602 450
III kvartal/ <i>quarter</i>					
IV kvartal/ <i>quarter</i>					