

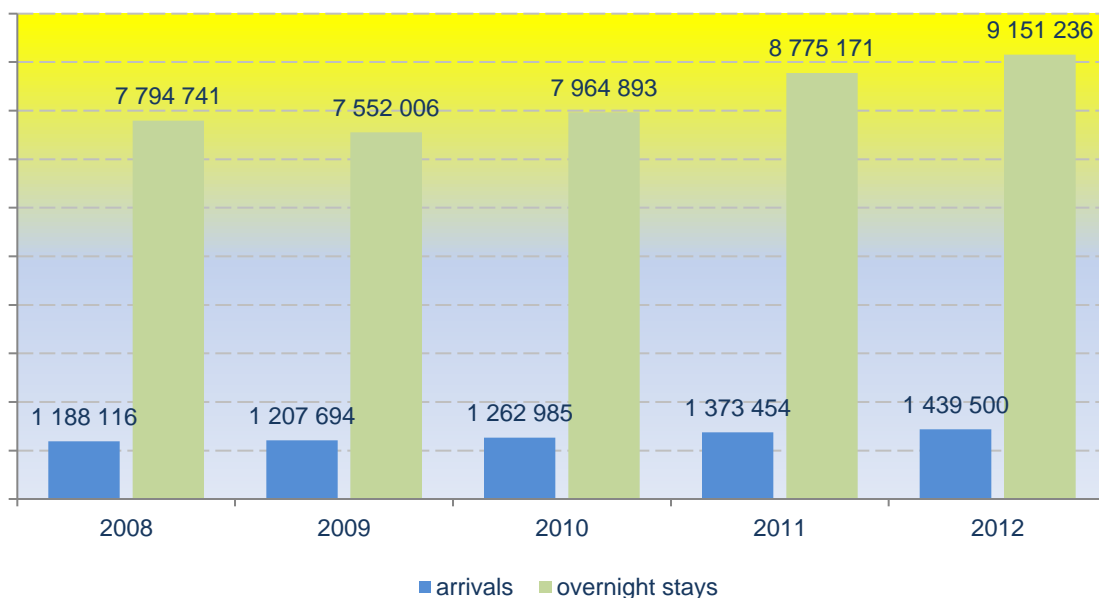
## Tourist arrivals and overnight stays 2012

*In Montenegro, in 2012, tourists realised 1 439 500 arrivals which is 4.8% more in comparison with the previous year 2011, while they made 9 151 236 overnight stays which is 4.3% more than in 2011. Overnight stays of domestic tourists represent 11.1%, while the foreign tourists represent 88.9% of all overnight stays in 2012.*

*Concerning the structure of overnight stays of foreign tourists, in 2012, the most of them were realised by tourists from Serbia (28.9%), Russia (24.4%), Bosnia and Herzegovina (8.3%), Ukraine (4.3%), Kosovo (3.1%), Poland (2.4%), Germany (2.3%), Czech Republic (2.1%). Tourists from other countries realised 24.2% overnight stays.*

*Concerning the structure of overnight stays by type of resort, the most of them were realised in seaside resorts (96.8%), in mountain resorts (1.2%), in capital city (1.1%), in other tourist resorts and other resorts.*

**Graph 1. Number of tourist arrivals and overnight stays**



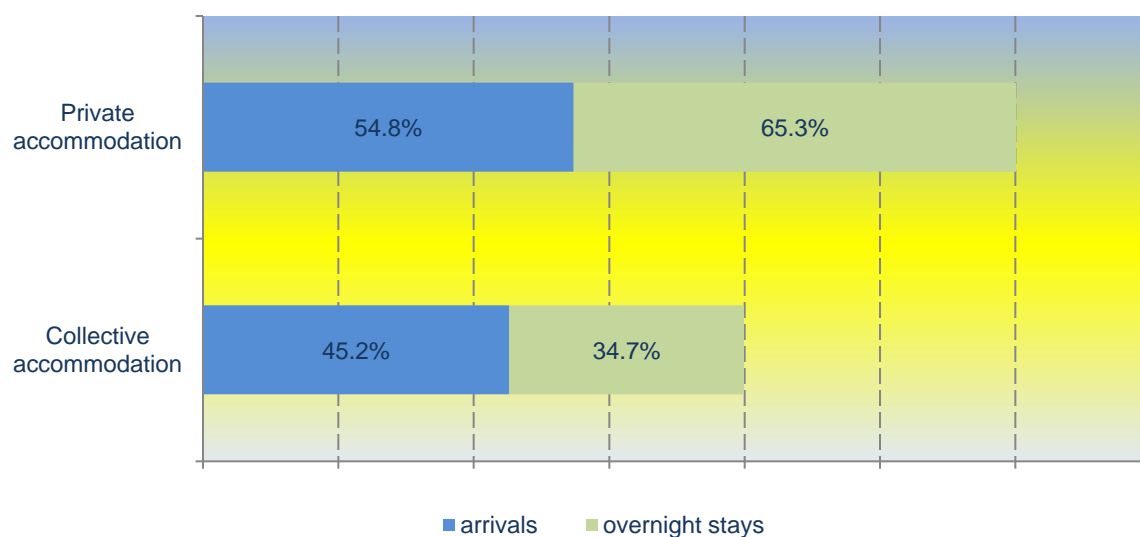
**Table 1. Annual indices of tourist arrivals, 2012**

Arrivals	Year		Index
	2011	2012	<u>2012</u> <u>2011</u>
<b>Total</b>	<b>1 373 454</b>	<b>1 439 500</b>	<b>104.8</b>
Foreign	1 201 099	1 264 163	105.3
Domestic	172 355	175 337	101.7
Collective accommodation	625 981	651 291	104.0
Private accommodation	747 473	788 209	105.4

**Table 2. Annual indices of tourist overnight stays, 2012**

Overnight stays	Year		Index
	2011	2012	<u>2012</u> <u>2011</u>
<b>Total</b>	<b>8 775 171</b>	<b>9 151 236</b>	<b>104.3</b>
Foreign	7 818 803	8 143 007	104.1
Domestic	956 368	1 008 229	105.4
Collective accommodation	3 170 519	3 172 900	100.1
Private accommodation	5 604 652	5 978 336	106.7

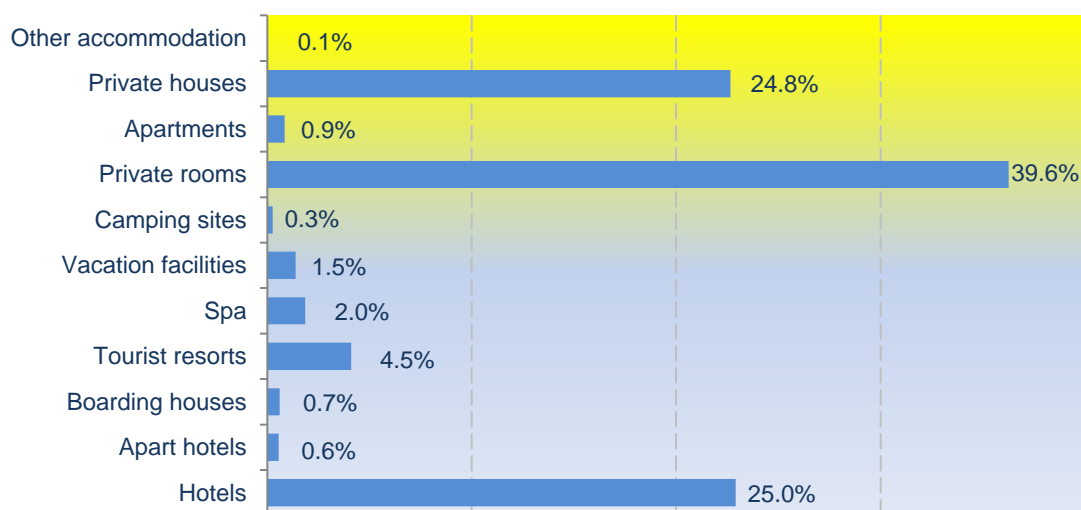
**Graph 2. Structure of tourist arrivals and overnight stays, 2012**



**Table 3. Tourist arrivals and overnight stays by type of accommodation facilities, 2012**

	Arrivals			Overnight stays			
	Foreign	Domestic	Total	Foreign	Domestic	Total	Structure
	(1)	(2)	(3)=(1)+(2)	(1)	(2)	(3)=(1)+(2)	(3) u %
<b>Total</b>	<b>1 264 163</b>	<b>175 337</b>	<b>1 439 500</b>	<b>8 143 007</b>	<b>1 008 229</b>	<b>9 151 236</b>	<b>100.0</b>
<b>Collective accommodation facilities</b>	<b>563 965</b>	<b>87 326</b>	<b>651 291</b>	<b>2 778 771</b>	<b>394 129</b>	<b>3 172 900</b>	<b>34.7</b>
Hotels	453 115	70 256	523 371	2 058 011	232 478	2 290 489	25.0
Apart hotels	9 098	197	9 295	55 140	660	55 800	0.6
Boarding houses	7 307	464	7 771	56 223	3 476	59 699	0.7
Motels	681	627	1 308	1 036	810	1 846	0.0
Tourist resorts	62 819	2 842	65 661	395 712	13 309	409 021	4.5
Tourist apartments	13	27	40	41	81	122	0.0
Inns	56		56	240		240	0.0
Spa	6 564	7 450	14 014	75 952	108 498	184 450	2.0
Vacation facilities	15 719	5 070	20 789	104 590	33 877	138 467	1.5
Camping sites	7 421	393	7 814	24 995	940	25 935	0.3
Villas	591		591	5 817		5 817	0.1
Overnight accommodation (hostels)	581		581	1 014		1 014	0.0
<b>Individual accommodation facilities</b>	<b>700 198</b>	<b>88 011</b>	<b>788 209</b>	<b>5 364 236</b>	<b>614 100</b>	<b>5 978 336</b>	<b>65.3</b>
Private rooms	450 229	34 565	484 794	3 411 853	215 603	3 627 456	39.6
Apartments	10 102	170	10 272	84 619	406	85 025	0.9
Private houses	239 867	53 276	293 143	1 867 764	398 091	2 265 855	24.8

**Graph 3. Structure of tourist overnight stays by type of accommodation facilities, 2012**



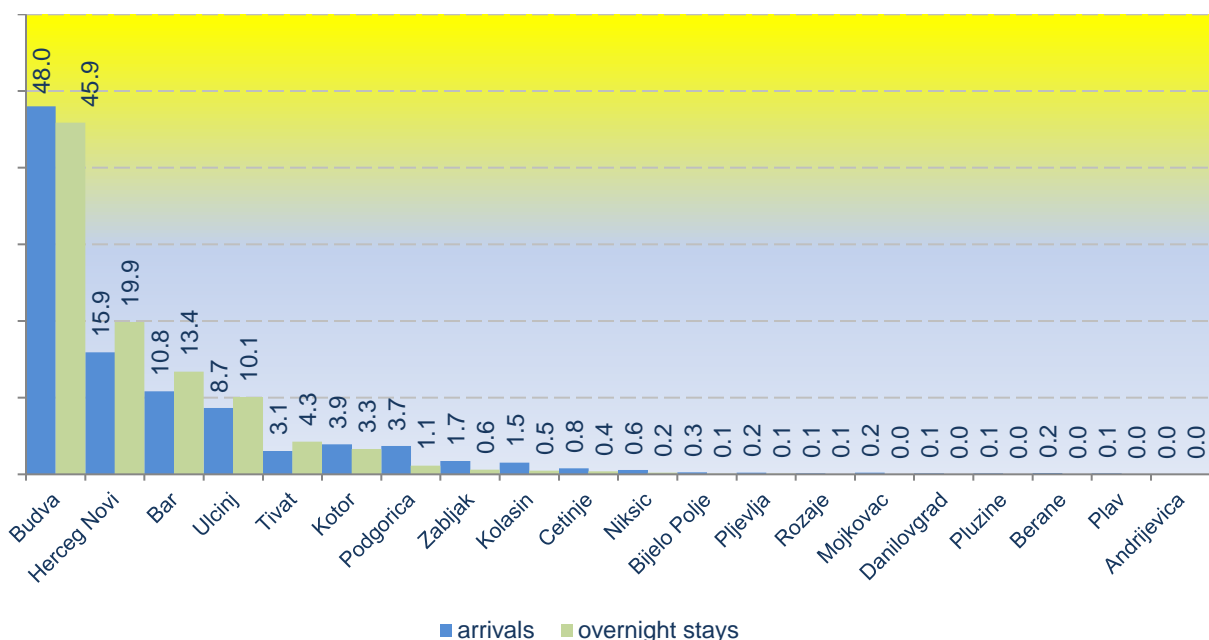
**Table 4. Foreign tourist arrivals and overnight stays by countries, 2012**

<b>Countries</b>	<b>Arrivals</b>	<b>Structure, in %</b>	<b>Overnight stays</b>	<b>Structure, in %</b>
<b>Foreign tourists</b>	<b>1 264 163</b>	<b>100.0</b>	<b>8 143 007</b>	<b>100.0</b>
<b>Europe</b>	<b>1 214 577</b>	<b>96.1</b>	<b>7 992 657</b>	<b>98.2</b>
Albania	27 428	2.2	159 811	2.0
Austria	15 865	1.3	71 006	0.9
Belgium	5 983	0.5	31 745	0.4
Belarus	20 504	1.6	134 914	1.7
Bosnia and Herzegovina	95 271	7.5	679 317	8.3
Bulgaria	7 181	0.6	25 002	0.3
Czech Republic	26 847	2.1	174 634	2.1
Danmark	2 580	0.2	11 635	0.1
Estonia	1 246	0.1	5 956	0.1
Finland	1 916	0.2	8 382	0.1
France	33 122	2.6	167 215	2.1
Greece	3 886	0.3	10 753	0.1
Netherlands	5 669	0.4	33 371	0.4
Croatia	24 015	1.9	107 786	1.3
Ireland	3 479	0.3	18 397	0.2
Island	423	0.0	1 514	0.0
Italy	36 113	2.9	151 366	1.9
Kosovo	31 300	2.5	249 731	3.1
Latvia	1 031	0.1	4 684	0.1
Lithuania	5 390	0.4	34 139	0.4
Luxembourg	728	0.1	2 716	0.0
Hungary	15 857	1.3	79 743	1.0
Macedonia	24 564	1.9	158 469	1.9
Norway	6 267	0.5	47 487	0.6
Germany	32 648	2.6	184 984	2.3
Poland	39 131	3.1	196 888	2.4
Portugal	959	0.1	3 712	0.0
Romania	23 108	1.8	118 313	1.5
Russia	243 647	19.3	1 988 533	24.4
Slovakia	9 427	0.7	65 716	0.8
Slovenia	18 463	1.5	82 380	1.0
Serbia	337 245	26.7	2 353 370	28.9
Switzerland	9 443	0.7	41 558	0.5
Sweden	9 108	0.7	51 401	0.6
Spain	2 501	0.2	7 281	0.1
Turkey	13 197	1.0	24 021	0.3
Ukraine	48 742	3.9	353 782	4.3
Great Britain	19 369	1.5	102 229	1.3
Other european countries	10 924	0.9	48 716	0.6
<b>Non-european countries</b>	<b>49 586</b>	<b>3.9</b>	<b>150 350</b>	<b>1.8</b>
Australia	4 032	0.3	18 395	0.2
Israel	12 393	1.0	24 209	0.3
Japan	1 748	0.1	3 829	0.0
Canada	2 912	0.2	11 079	0.1
New Zeland	612	0.0	1 617	0.0
USA	10 224	0.8	41 335	0.5
Other non-european countries	17 665	1.4	49 886	0.6

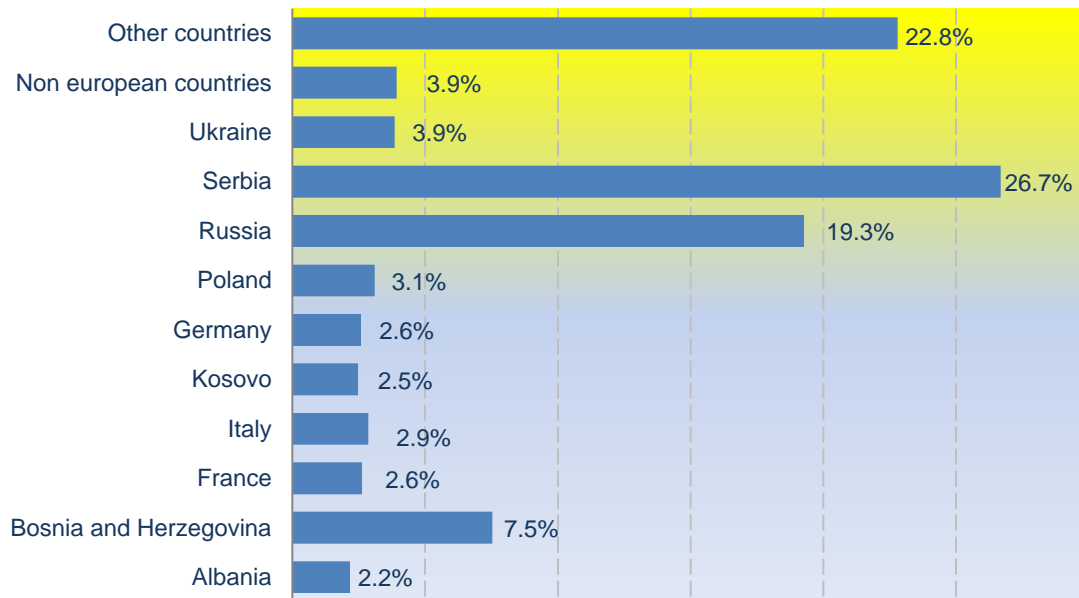
**Table 5. Tourist arrivals and overnight stays by cities, 2012**

City	Tourist arrivals				Overnight stays			
	Foreign	Domestic	Total	Structure	Foreign	Domestic	Total	Structure
	(1)	(2)	(3)=(1)+(2)	(3) in %	(1)	(2)	(3)=(1)+(2)	(3) in %
<b>Total</b>	<b>1 264 163</b>	<b>175 337</b>	<b>1 439 500</b>	<b>100.0</b>	<b>8 143 007</b>	<b>1 008 229</b>	<b>9 151 236</b>	<b>100.0</b>
Budva	634 024	57 630	691 65	48.0	3 894 306	304 467	4 198 773	45.9
Herceg Novi	187 546	41 517	229 063	15.9	1 474 370	343 064	1 817 434	19.9
Bar	143 161	12 609	155 770	10.8	1 162 514	63 496	1 226 010	13.4
Ulcinj	103 917	20 645	124 562	8.7	757 019	164 930	921 949	10.1
Tivat	38 033	6 012	44 045	3.1	371 373	18 439	389 812	4.3
Kotor	52 058	3 993	56 051	3.9	284 901	18 999	303 900	3.3
Podgorica	47 695	5 194	52 889	3.7	89 539	13 336	102 875	1.1
Zabljak	16 312	8 788	25 100	1.7	30 156	25 542	55 698	0.6
Kolasin	16 361	5 341	21 702	1.5	31 432	11 416	42 848	0.5
Cetinje	6 337	4 600	10 937	0.8	10 182	24 707	34 889	0.4
Niksic	6 047	2 092	8 139	0.6	13 887	4 392	18 279	0.2
Bijelo Polje	1 927	1 812	3 739	0.3	3 911	5 698	9 609	0.1
Pljevlja	2 016	1 192	3 208	0.2	4 082	2 592	6 674	0.1
Rozaje	1 038	605	1 643	0.1	3 214	2 230	5 444	0.1
Mojkovac	2 181	622	2 803	0.2	2 884	1 098	3 982	0.0
Danilovgrad	1 769	158	1 927	0.1	3 745	216	3 961	0.0
Pluzine	1 545	368	1 913	0.1	2 607	858	3 465	0.0
Berane	992	1 218	2 210	0.2	1 386	1 531	2 917	0.0
Plav	843	806	1 649	0.1	1 063	1 059	2 122	0.0
Andrijevica	361	135	496	0.0	436	159	595	0.0

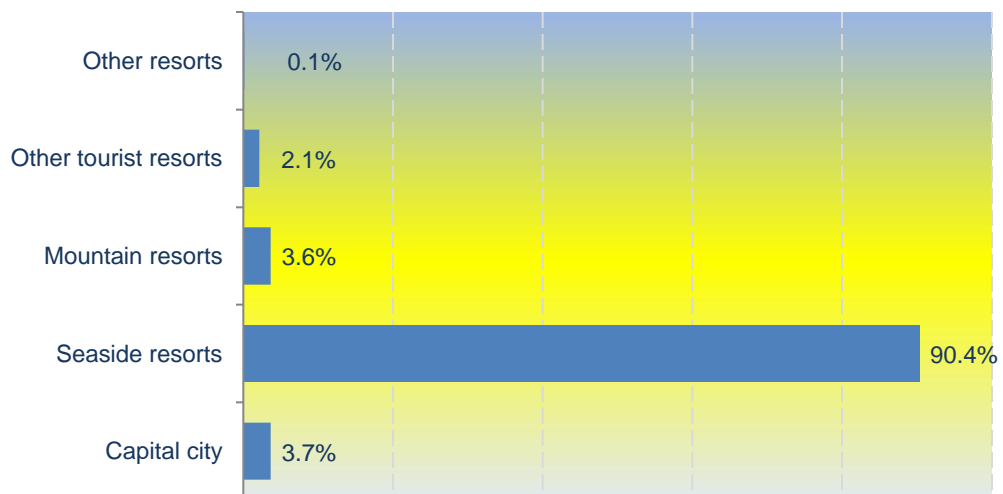
**Graph 4. Structure of tourist arrivals and overnight stays by cities, 2012**



**Graph 5. Structure of foreign tourist arrivals by largest share, 2012**



**Graph 6. Structure of tourist arrivals by type of tourist resorts, 2012**



**Table 6. Accommodation capacities, situation as on 31 August 2012**

	<b>Number of accommodati on facilities</b>	<b>Number of rooms</b>	<b>Total number of beds</b>	<b>Number of permanent beds</b>	<b>Number of auxiliary beds</b>
<b>Total</b>	<b>332</b>	<b>69 953</b>	<b>163 969</b>	<b>149 348</b>	<b>14 621</b>
<b>Collective accommodation facilities</b>	332	18 567	43 188	41 037	2 151
Hotels	251	12 408	28 018	26 010	2 008
Apart hotels	9	264	763	728	35
Boarding houses	19	359	854	829	25
Motels	5	61	110	110	
Tourist resorts	6	2 349	5 591	5 511	80
Inns	1	11	31	29	2
Spa	1	807	1 457	1 457	
Vacation facilities	19	976	3 410	3 410	
Camping sites	17	1 266	2 708	2 707	1
Villas	2	56	190	190	
Overnight accommodation (hostels)	2	10	56	56	
<b>Individual accommodation facilities</b>		51 386	120 781	108 311	12 470
Private rooms		24 607	58 014	49 115	8 899
Apartments		390	961	936	25
Private houses		26 389	61 806	58 260	3 546

## METHODOLOGICAL NOTES

The data on tourist turnover have been collected by regular monthly report on tourists arrivals and overnight stays in the accommodation establishments (form TU-11). Reports are made on basis of reception records in guest books.

Tourist is a person who spends at least one night in an accommodation facility or some other object for accommodation of tourist, in a place other than his/her place of permanent residence for the reasons of rest or recreation, health, studies, sports, religion, family, business, public missions or meetings. Tourists do not include migrants, border workers, diplomats, member of military forces in the regular duty, refugees. etc.

Domestic tourist is a person with permanent residence in Montenegro who temporarily resides in any place of Montenegro, and spends at least one night in accommodation facility.

Foreign tourist is a person with permanent residence outside Montenegro, who temporarily resides in any place in Montenegro, and spends at least one night in an accommodation facility.

**Published and printed by Statistical Office of Montenegro (MONSTAT)  
81000 Podgorica, IV Proleterske 2. Phone: (+382) 20 230-811, Fax: (+382) 20 230-814**

*The release prepared by:*

**Ivana BOSKOVIC**

**Phone: +382-20-230 837**

*e-mail:* [contact@monstat.org](mailto:contact@monstat.org)