

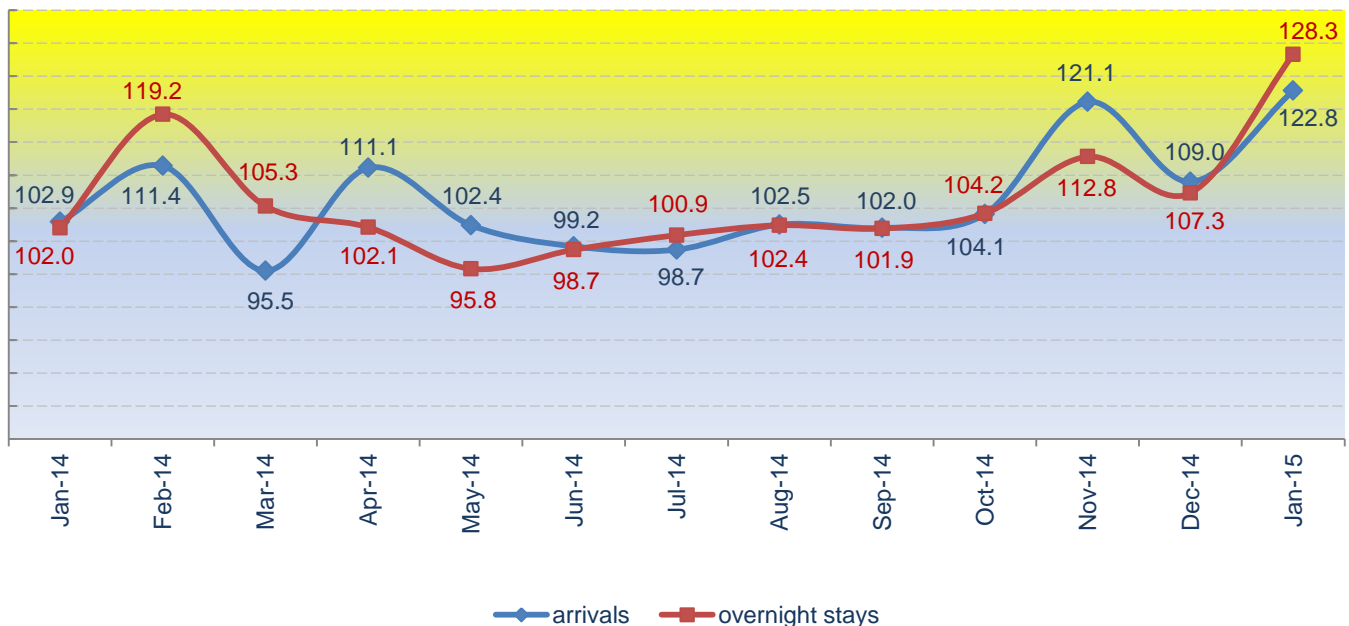
Tourist arrivals and overnight stays January 2015^(p)

In Montenegro, in January 2015 tourists realised 19 584 arrivals which is 22.8% more than in January 2014. The number of realised overnight stays is 74 643, which is 28.3% more than in January 2014. Overnight stays of foreign tourists represent 72.0% while the domestic tourists represent 28.0% of all overnight stays in January 2015.

Concerning the structure of overnight stays of foreign tourists, in January 2015, the most of them were realised by tourists from Russia (27.9%), Serbia (20.2%), Albania (9.7%), Bosnia and Herzegovina (9.5%), Ukraine (5.9%), Italy (4.2%), Croatia (3.0%), Kosovo (2.8%). Tourists from other countries realised 16.8% overnight stays.

Concerning the structure of overnight stays by type of resort, the most of them were realised in seaside resorts (61.3%), in mountain resorts (15.9%), in capital city (13.5%), in other tourist resorts and other resorts.

Graph 1. Annual indices of tourist arrivals and overnight stays



^(p) Preliminary data

Table 1. Indices of tourist arrivals and overnight stays, January 2015

Indices	<u>Jan 2015</u> Ø2010	<u>Jan 2015</u> Dec 2014	<u>Jan 2015</u> Jan 2014	<u>Jan-Dec 2014</u> Jan-Dec 2013
Index of tourist arrivals	18.6	100.1	122.8	101.7
Index of tourist overnight stays	11.2	118.1	128.3	101.5

Table 2. Indices of tourist arrivals by type of accommodation establishments

Arrivals	Jan 2015	Jan 2014	Index
			<u>Jan 2015</u> Jan 2014
Total	19 584	15 949	122.8
Collective accommodation ¹⁾	16 348	13 573	120.4
Individual accommodation ²⁾	3 236	2 376	136.2

Table 3. Indices of tourist overnight stays by type of accommodation establishments

Overnight stays	Jan 2015	Jan 2014	Index
			<u>Jan 2015</u> Jan 2014
Total	74 643	58 193	128.3
Collective accommodation ¹⁾	44 407	35 768	124.2
Individual accommodation ²⁾	30 236	22 425	134.8

¹⁾ Collective accommodation establishments include: hotels, camping sites, tourist resorts, vacation facilities, boarding houses, motels, inns etc.

²⁾ Individual accommodation establishments include rented accommodation in houses, rooms and apartments

Table 4. Tourist arrivals and overnight stays

Month	Tourist arrivals			Tourist overnight stays		
	Foreign	Domestic	Total	Foreign	Domestic	Total
	(1)	(2)	(3)=(1)+(2)	(1)	(2)	(3)=(1)+(2)
2015						
Jan	14 102	5 482	19 584	55 558	19 085	74 643
2014	1 350 297	167 079	1 517 376	8 596 656	957 127	9 553 783
Jan	11 288	4 661	15 949	42 994	15 199	58 193
Feb	13 488	3 617	17 105	49 762	14 581	64 343
Mar	17 555	4 119	21 674	65 902	17 863	83 765
Apr	30 986	5 409	36 395	109 752	20 697	130 449
May	81 953	9 317	91 270	361 709	42 198	403 907
Jun	146 595	13 918	160 513	926 482	69 379	995 861
July	313 291	30 227	343 518	2 120 530	188 702	2 309 232
Aug	456 135	57 182	513 317	3 423 003	431 298	3 854 301
Sep	206 747	21 399	228 146	1 217 052	97 857	1 314 909
Oct	40 031	7 084	47 115	163 379	29 588	192 967
Nov	17 161	5 639	22 800	63 791	18 864	82 655
Dec	15 067	4 507	19 574	52 300	10 901	63 201
2013	1 324 583	167 603	1 492 006	8 414 215	997 728	9 411 943
Jan	10 977	4 527	15 504	42 207	14 852	57 059
Feb	11 773	3 577	15 350	39 889	14 078	53 967
Mar	18 643	4 232	22 695	61 700	17 880	79 580
Apr	27 744	5 006	32 750	106 843	20 983	127 826
May	77 675	11 464	89 139	365 176	56 513	421 689
Jun	144 659	17 195	161 854	914 192	94 582	1 008 774
July	317 059	31 131	348 190	2 087 060	202 273	2 289 333
Aug	445 440	55 339	500 779	3 342 837	422 696	3 765 533
Sep	203 044	20 683	223 727	1 191 678	99 119	1 290 797
Oct	38 284	6 954	45 238	155 633	29 593	185 226
Nov	15 324	3 499	18 823	58 636	14 634	73 270
Dec	13 961	3 996	17 957	48 364	10 525	58 889
2012	1 264 163	175 337	1 439 500	8 143 007	1 008 229	9 151 236
Jan	11 071	5 157	16 228	42 864	19 383	62 247
Feb	8 764	3 027	11 791	36 683	15 116	51 799
Mar	16 219	5 681	21 900	59 320	21 424	80 744
Apr	26 965	5 009	31 974	103 563	21 447	125 010
May	67 573	13 654	81 227	334 205	58 847	393 052
Jun	138 878	16 161	155 039	888 529	76 848	965 377
July	321 370	37 513	359 243	2 142 863	233 092	2 375 955
Aug	421 148	54 706	475 854	3 195 470	416 115	3 611 585
Sep	194 855	20 643	215 498	1 128 245	94 413	1 222 658
Oct	31 055	6 279	37 334	116 408	25 713	142 121
Nov	14 351	3 280	17 631	57 082	15 392	72 474
Dec	11 554	4 227	15 781	37 775	10 439	48 214

Table 5. Indices of tourist arrivals and overnight stays

Month	Indices of tourist arrivals			Indices of tourist overnight stays		
	2010=100	monthly indices	annual indices	2010=100	monthly indices	annual indices
2015						
Jan	18.6	100.1	122.8	11.2	118.1	128.3
2014	120.1			119.9		
Jan	15.2	88.8	102.9	8.8	98.8	102.0
Feb	16.3	107.2	111.4	9.7	110.6	119.2
Mar	20.6	126.7	95.5	12.6	130.2	105.3
Apr	34.6	167.9	111.1	19.7	155.7	102.1
May	86.7	250.8	102.4	60.9	309.6	95.8
Jun	152.5	175.9	99.2	150.0	246.6	98.7
July	326.4	214.0	98.7	347.9	231.9	100.9
Aug	487.7	149.4	102.5	580.7	166.9	102.4
Sep	216.8	44.4	102.0	198.1	34.1	101.9
Oct	44.8	20.7	104.1	29.1	14.7	104.2
Nov	21.7	48.4	121.1	12.5	42.8	112.8
Dec	18.6	85.9	109.0	9.5	76.5	107.3
2013	118.1			118.2		
Jan	14.7	98.2	95.5	8.6	118.3	91.7
Feb	14.6	99.0	130.2	8.1	94.6	104.2
Mar	21.6	147.9	103.6	12.0	147.5	98.6
Apr	31.1	144.3	102.4	19.3	160.6	102.3
May	84.7	272.2	109.7	63.5	329.9	107.3
Jun	153.8	181.6	104.4	152.0	239.2	104.5
July	330.8	215.1	96.9	344.9	226.9	96.4
Aug	475.8	143.8	105.2	567.3	164.5	104.3
Sep	212.6	44.7	103.8	194.5	34.3	105.6
Oct	43.0	20.2	121.2	27.9	14.3	130.3
Nov	17.9	41.6	106.8	11.0	39.6	101.1
Dec	17.1	95.4	113.8	8.9	80.4	122.1
2012	114.0			114.9		
Jan	15.4	99.1	105.6	9.4	134.3	111.1
Feb	11.2	72.6	74.4	7.8	83.2	92.9
Mar	20.8	185.7	118.3	12.2	155.9	114.8
Apr	30.4	146.0	98.7	18.8	154.8	106.2
May	77.2	254.0	104.2	59.2	314.4	105.8
Jun	147.3	190.9	112.7	145.4	245.6	107.6
July	341.3	231.7	102.7	358.0	246.1	105.6
Aug	452.1	132.5	104.5	544.1	152.0	101.6
Sep	204.8	45.3	106.8	184.2	33.9	106.9
Oct	35.5	17.3	106.0	21.4	11.6	102.6
Nov	16.8	47.2	101.6	10.9	51.0	101.8
Dec	15.0	89.5	96.4	7.3	66.5	104.0

Table 6. Tourist arrivals and overnight stays by cities, January 2015

City	Tourist arrivals				Overnight stays			
	Foreign	Domestic	Total	Structure	Foreign	Domestic	Total	Structure
	(1)	(2)	(3)=(1)+(2)	(3) in %	(1)	(2)	(3)=(1)+(2)	(3) in %
Total	14 102	5 482	19 584	100.0	55 558	19 085	74 643	100.0
Andrijevica	0	4	4	0.0	0	4	4	0.0
Bar	1 629	376	2 005	10.2	15 452	1 532	16 984	22.7
Berane	35	59	94	0.5	69	78	147	0.2
Bijelo Polje	69	129	198	1.0	129	238	367	0.5
Budva	3 405	1 204	4 609	23.5	9 816	2 734	12 550	16.8
Cetinje	13	698	711	3.6	26	4 809	4 835	6.5
Danilovgrad	72	7	79	0.4	141	7	148	0.2
Herceg Novi	438	148	586	3.0	3 231	410	3 641	4.9
Kolasin	2 362	800	3 162	16.2	5 321	2 764	8 085	10.8
Kotor	204	26	230	1.2	599	42	641	0.9
Mojkovac	9	9	18	0.1	9	9	18	0.0
Niksic	182	229	411	2.1	365	825	1 190	1.6
Pljevlja	25	65	90	0.5	26	212	238	0.3
Podgorica	4 286	595	4 881	24.9	7 929	2 164	10 093	13.5
Rozaje	14	31	45	0.2	26	35	61	0.1
Tivat	741	161	902	4.6	11 008	678	11 686	15.7
Ulcinj	110	2	112	0.6	240	6	246	0.3
Zabljak	508	939	1 447	7.4	1 171	2 538	3 709	5.0

Graph 2. Structure of tourist arrivals and overnight stays by cities, January 2015

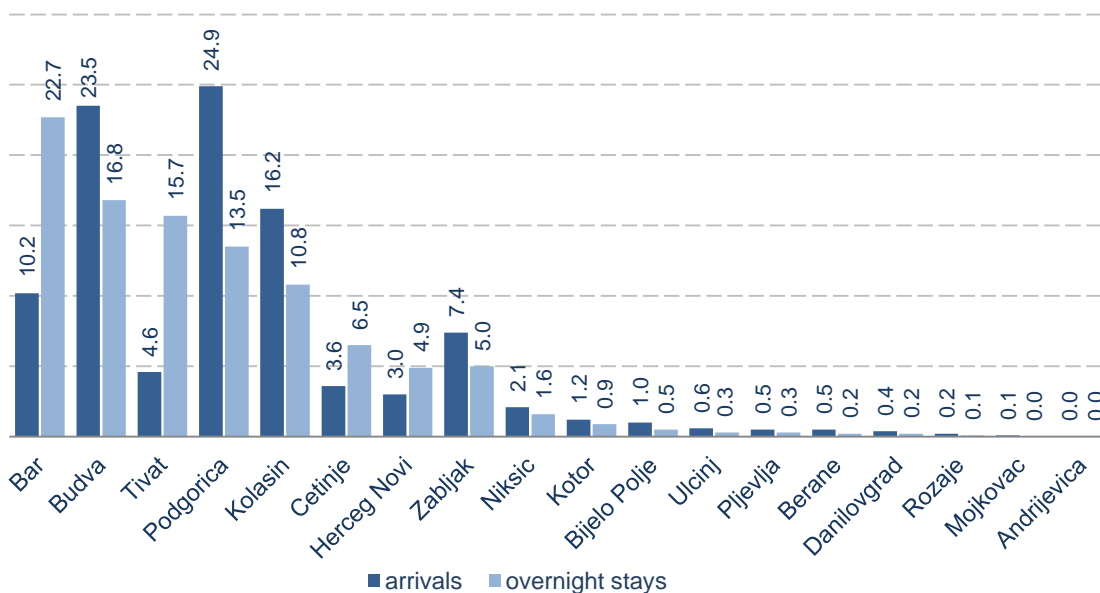


Table 7. Foreign tourist arrivals and overnight stays by countries, January 2015

Countries	Arrivals	Structure, in %	Overnight stays	Structure, in %
Foreign tourists	14 102	100.0	55 558	100.0
Europe	13 296	94.3	53 578	96.4
Albania	2 535	18.0	5 388	9.7
Austria	90	0.6	244	0.4
Belgium	21	0.1	53	0.1
Belarus	24	0.2	125	0.2
Bosnia and Herzegovina	896	6.4	5 279	9.5
Bulgaria	51	0.4	151	0.3
Czech Republic	26	0.2	66	0.1
Denmark	14	0.1	47	0.1
Estonia	8	0.1	100	0.2
Finland	39	0.3	126	0.2
France	564	4.0	707	1.3
Greece	87	0.6	224	0.4
Netherlands	54	0.4	149	0.3
Croatia	712	5.0	1 670	3.0
Ireland	22	0.2	71	0.1
Iceland	20	0.1	37	0.1
Italy	698	4.9	2 314	4.2
Cyprus	106	0.8	231	0.4
Kosovo	232	1.6	1 569	2.8
Latvia	5	0.0	113	0.2
Lithuania	7	0.0	23	0.0
Luxembourg	-	-	-	-
Hungary	72	0.5	183	0.3
Malta	4	0.0	7	0.0
Macedonia	145	1.0	577	1.0
Norway	25	0.2	54	0.1
Germany	140	1.0	509	0.9
Poland	103	0.7	184	0.3
Portugal	12	0.1	39	0.1
Romania	38	0.3	192	0.3
Russia	2 216	15.7	15 498	27.9
Slovakia	18	0.1	38	0.1
Slovenia	177	1.3	381	0.7
Serbia	2 827	20.0	11 197	20.2
Spain	32	0.2	113	0.2
Switzerland, including Liechtenstein	86	0.6	112	0.2
Sweden	11	0.1	64	0.1
Turkey	348	2.5	857	1.5
Ukraine	268	1.9	3 251	5.9
United Kingdom	325	2.3	712	1.3
Other European countries	238	1.7	923	1.7

Table 7. Foreign tourist arrivals and overnight stays by countries, January 2015

Countries	Arrivals	Structure, in %	Overnight stays	Structure, in %
Non-European countries	806	5.7	1 980	3.6
South Africa	3	0.0	5	0.0
Other African countries	48	0.3	48	0.1
Canada	32	0.2	108	0.2
USA	198	1.4	590	1.1
Other Northern American countries	2	0.0	16	0.0
Argentina	1	0.0	1	0.0
Brazil	14	0.1	22	0.0
Chile	1	0.0	1	0.0
Other Central or South American countries	129	0.9	259	0.5
China (including Hong Kong)	65	0.5	109	0.2
Japan	52	0.4	102	0.2
Republic of Korea	104	0.7	118	0.2
Israel	72	0.5	103	0.2
India	19	0.1	145	0.3
Azerbaijan	10	0.1	48	0.1
Other Asian countries	28	0.2	64	0.1
Australia	24	0.2	234	0.4
New Zealand	4	0.0	7	0.0
Oceania and other territories	-	-	-	-

Table 8. Tourist arrivals and overnight stays, December 2014

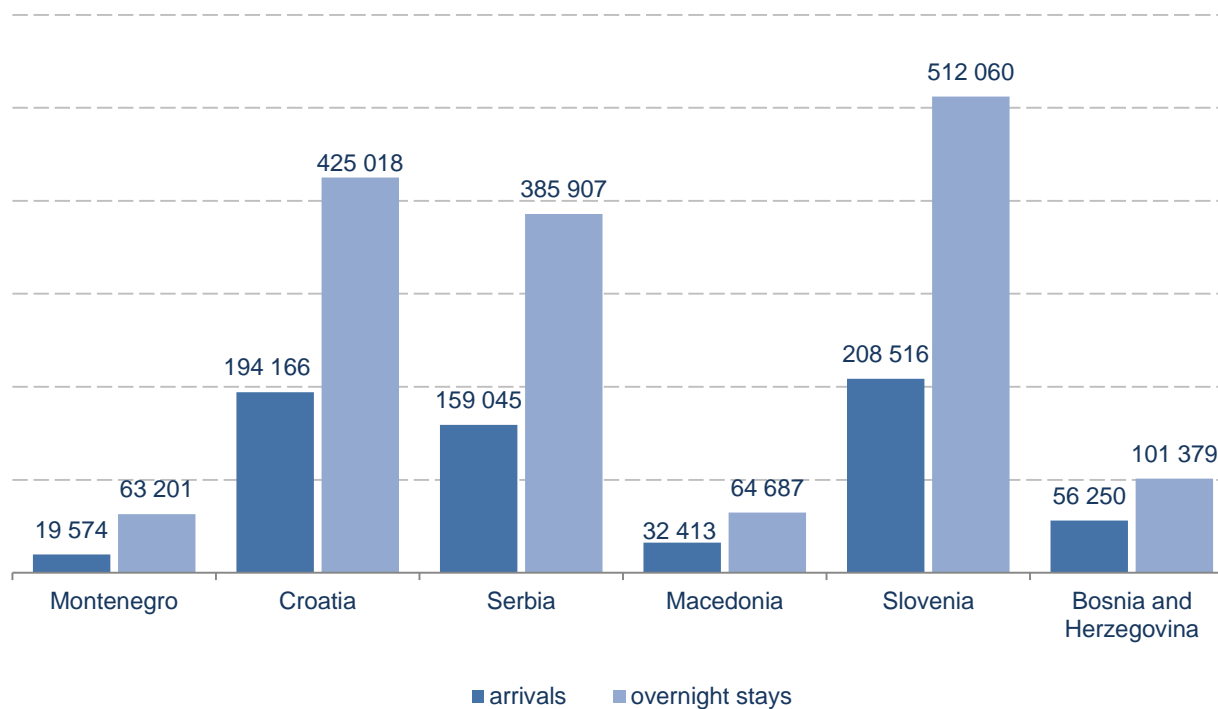
Comparison with the countries of the region

Country	Tourist arrivals			Tourist overnight stays		
	Foreign	Domestic	Total	Foreign	Domestic	Total
	(1)	(2)	(3)=(1)+(2)	(1)	(2)	(3)=(1)+(2)
Montenegro	15 067	4 507	19 574	52 300	10 901	63 201
Croatia	117 807	76 359	194 166	265 933	159 085	425 018
Serbia	76 605	82 440	159 045	160 277	225 630	385 907
Macedonia	19 950	12 463	32 413	37 022	27 665	64 687
Slovenia	128 982	79 534	208 516	290 525	221 535	512 060
Bosnia and Herzegovina ¹⁾	26 462	29 788	56 250	51 427	49 952	101 379

1) Source: Agency for Statistics of the Bosnia and Herzegovina

Graph 3. Tourist arrivals and overnight stays, December 2014

Comparison with the countries of the region



METHODOLOGICAL NOTES

Data on tourist turnover have been collected by regular Monthly report on tourists arrivals and overnight stays in the accommodation establishments (form TU-11). Reports are made on basis of reception records in guest books.

Tourist is a person who spends at least one night in an accommodation facility or some other object for accommodation of tourist, in a place other than his/her place of permanent residence for the reasons of rest or recreation, health, studies, sports, religion, family, business, public missions or meetings. Tourists do not include migrants, border workers, diplomats, member of military forces in the regular duty, refugees. etc.

Domestic tourist is a person with permanent residence in Montenegro who temporarily resides in any place of Montenegro, and spends at least one night in accommodation facility.

Foreign tourist is a person with permanent residence outside Montenegro, who temporarily resides in any place in Montenegro, and spends at least one night in an accommodation facility.

Published and printed by Statistical Office of Montenegro (MONSTAT)
81000 Podgorica, IV Proleterske 2. Phone: (+382) 20 230-811, Fax: (+382) 20 230-814

The release prepared by:

Ivana CIMBALJEVIC and Boris MURATOVIC

Phone: +382-20-230 837

e-mail: contact@monstat.org