

When using these data  
 please indicate the source

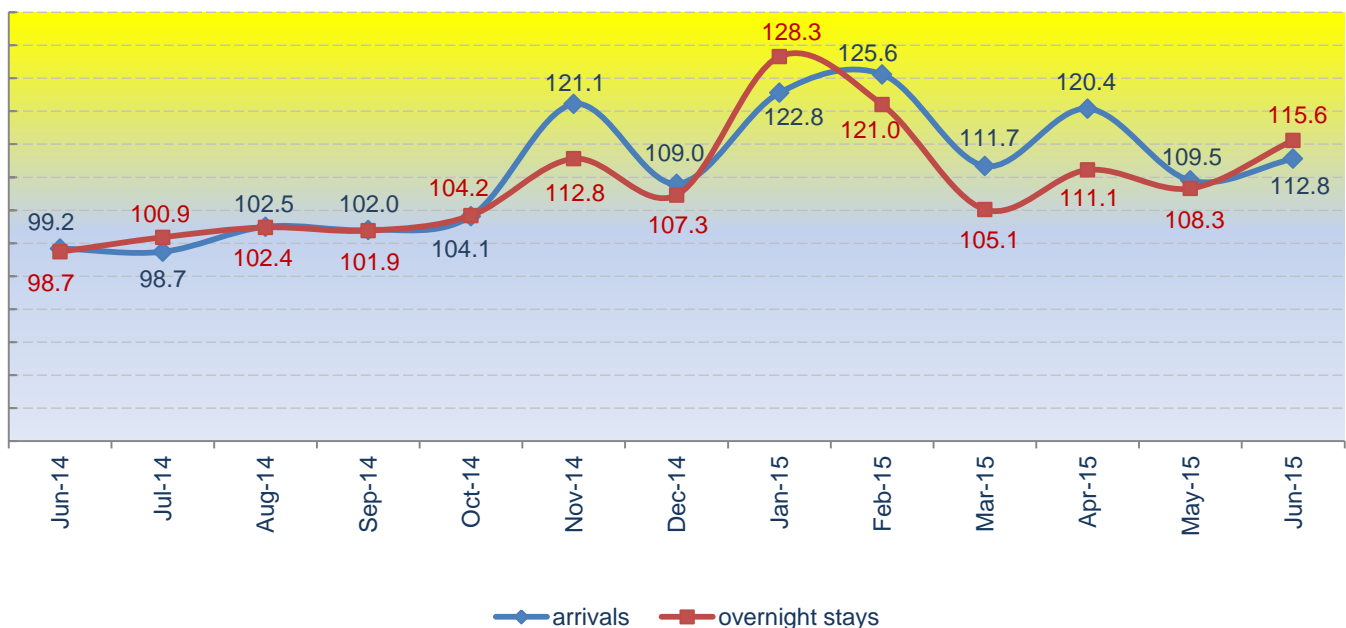
## Tourist arrivals and overnight stays June 2015<sup>(p)</sup>

In Montenegro, in June 2015 tourists realised 181 111 arrivals which is 12.8% more than in June 2014. The number of realised overnight stays is 1 151 018, which is 15.6% more than in June 2014. Overnight stays of foreign tourists represent 92.2% while the domestic tourists represent 7.8% of all overnight stays in June 2015.

Concerning the structure of overnight stays of foreign tourists, in June 2015, the most of them were realised by tourists from Russia (39.8%), Serbia (20.8%), Ukraine (4.9%), Bosnia and Herzegovina (4.1%), Kosovo (3.2%), France (2.8%), Poland (2.5%), Belarus (2.4%). Tourists from other countries realised 19.5% overnight stays.

Concerning the structure of overnight stays by type of resort, the most of them were realised in seaside resorts (97.0%), in capital city (1.3%), in mountain resorts (1.0%), in other tourist resorts and other resorts.

**Graph 1. Annual indices of tourist arrivals and overnight stays**



<sup>(p)</sup> Preliminary data

**Table 1. Indices of tourist arrivals and overnight stays, June 2015**

<b>Indices</b>	<b><u>Jun 2015</u> Ø2010</b>	<b><u>Jun 2015</u> May 2015</b>	<b><u>Jun 2015</u> Jun 2014</b>	<b><u>Jan-Jun 2015</u> Jan-Jun 2014</b>
Index of tourist arrivals	172.1	181.1	112.8	113.8
Index of tourist overnight stays	173.4	263.0	115.6	113.7

**Table 2. Indices of tourist arrivals by type of accommodation establishments**

<b>Arrivals</b>	<b>Jun 2015</b>	<b>Jun 2014</b>	<b>Index</b>
			<b><u>Jun 2015</u> Jun 2014</b>
<b>Total</b>	<b>181 111</b>	<b>160 513</b>	<b>112.8</b>
Collective accommodation <sup>1)</sup>	98 973	97 865	101.1
Individual accommodation <sup>2)</sup>	82 138	62 648	131.1

**Table 3. Indices of tourist overnight stays by type of accommodation establishments**

<b>Overnight stays</b>	<b>Jun 2015</b>	<b>Jun 2014</b>	<b>Index</b>
			<b><u>Jun 2015</u> Jun 2014</b>
<b>Total</b>	<b>1 151 018</b>	<b>995 861</b>	<b>115.6</b>
Collective accommodation <sup>1)</sup>	463 916	482 597	96.1
Individual accommodation <sup>2)</sup>	687 102	513 264	133.9

<sup>1)</sup> Collective accommodation establishments include: hotels, camping sites, tourist resorts, vacation facilities, boarding houses, motels, inns etc.

<sup>2)</sup> Individual accommodation establishments include rented accommodation in houses, rooms and apartments

**Table 4. Tourist arrivals and overnight stays**

Month	Tourist arrivals			Tourist overnight stays		
	Foreign	Domestic	Total	Foreign	Domestic	Total
	(1)	(2)	(3)=(1)+(2)	(1)	(2)	(3)=(1)+(2)
<b>2015</b>						
Jan	14 102	5 482	19 584	55 558	19 085	74 643
Feb	16 429	5 058	21 487	57 988	19 859	77 847
Mar	18 861	5 343	24 204	68 726	19 295	88 021
Apr	37 125	6 683	43 808	124 241	20 665	144 906
May	87 222	12 758	99 980	388 433	49 169	437 602
Jun	163 294	17 817	181 111	1 061 383	89 635	1 151 018
<b>2014</b>	<b>1 350 297</b>	<b>167 079</b>	<b>1 517 376</b>	<b>8 596 656</b>	<b>957 127</b>	<b>9 553 783</b>
Jan	11 288	4 661	15 949	42 994	15 199	58 193
Feb	13 488	3 617	17 105	49 762	14 581	64 343
Mar	17 555	4 119	21 674	65 902	17 863	83 765
Apr	30 986	5 409	36 395	109 752	20 697	130 449
May	81 953	9 317	91 270	361 709	42 198	403 907
Jun	146 595	13 918	160 513	926 482	69 379	995 861
July	313 291	30 227	343 518	2 120 530	188 702	2 309 232
Aug	456 135	57 182	513 317	3 423 003	431 298	3 854 301
Sep	206 747	21 399	228 146	1 217 052	97 857	1 314 909
Oct	40 031	7 084	47 115	163 379	29 588	192 967
Nov	17 161	5 639	22 800	63 791	18 864	82 655
Dec	15 067	4 507	19 574	52 300	10 901	63 201
<b>2013</b>	<b>1 324 583</b>	<b>167 603</b>	<b>1 492 006</b>	<b>8 414 215</b>	<b>997 728</b>	<b>9 411 943</b>
Jan	10 977	4 527	15 504	42 207	14 852	57 059
Feb	11 773	3 577	15 350	39 889	14 078	53 967
Mar	18 643	4 232	22 695	61 700	17 880	79 580
Apr	27 744	5 006	32 750	106 843	20 983	127 826
May	77 675	11 464	89 139	365 176	56 513	421 689
Jun	144 659	17 195	161 854	914 192	94 582	1 008 774
July	317 059	31 131	348 190	2 087 060	202 273	2 289 333
Aug	445 440	55 339	500 779	3 342 837	422 696	3 765 533
Sep	203 044	20 683	223 727	1 191 678	99 119	1 290 797
Oct	38 284	6 954	45 238	155 633	29 593	185 226
Nov	15 324	3 499	18 823	58 636	14 634	73 270
Dec	13 961	3 996	17 957	48 364	10 525	58 889
<b>2012</b>	<b>1 264 163</b>	<b>175 337</b>	<b>1 439 500</b>	<b>8 143 007</b>	<b>1 008 229</b>	<b>9 151 236</b>
Jun	138 878	16 161	155 039	888 529	76 848	965 377
July	321 370	37 513	359 243	2 142 863	233 092	2 375 955
Aug	421 148	54 706	475 854	3 195 470	416 115	3 611 585
Sep	194 855	20 643	215 498	1 128 245	94 413	1 222 658
Oct	31 055	6 279	37 334	116 408	25 713	142 121
Nov	14 351	3 280	17 631	57 082	15 392	72 474
Dec	11 554	4 227	15 781	37 775	10 439	48 214

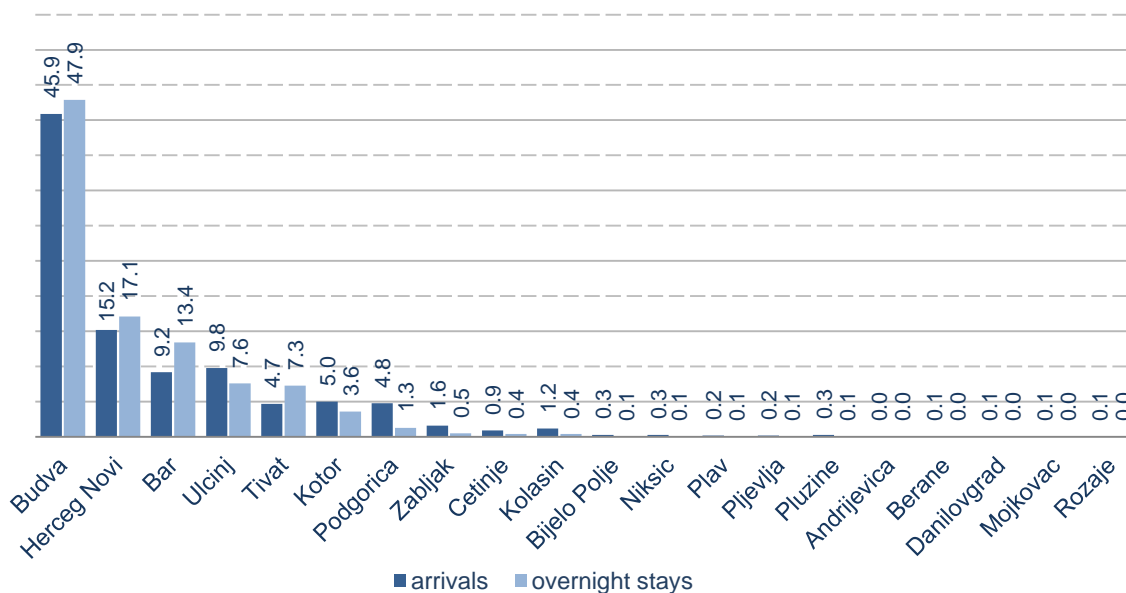
**Table 5. Indices of tourist arrivals and overnight stays**

Month	Indices of tourist arrivals			Indices of tourist overnight stays		
	2010=100	monthly indices	annual indices	2010=100	monthly indices	annual indices
<b>2015</b>						
Jan	18.6	100.1	122.8	11.2	118.1	128.3
Feb	20.4	109.7	125.6	11.7	104.3	121.0
Mar	23.0	112.6	111.7	13.3	113.1	105.1
Apr	41.6	181.0	120.4	21.8	164.6	111.1
May	95.0	228.2	109.5	65.9	302.0	108.3
Jun	172.1	181.1	112.8	173.4	263.0	115.6
<b>2014</b>	<b>120.1</b>			<b>119.9</b>		
Jan	15.2	88.8	102.9	8.8	98.8	102.0
Feb	16.3	107.2	111.4	9.7	110.6	119.2
Mar	20.6	126.7	95.5	12.6	130.2	105.3
Apr	34.6	167.9	111.1	19.7	155.7	102.1
May	86.7	250.8	102.4	60.9	309.6	95.8
Jun	152.5	175.9	99.2	150.0	246.6	98.7
July	326.4	214.0	98.7	347.9	231.9	100.9
Aug	487.7	149.4	102.5	580.7	166.9	102.4
Sep	216.8	44.4	102.0	198.1	34.1	101.9
Oct	44.8	20.7	104.1	29.1	14.7	104.2
Nov	21.7	48.4	121.1	12.5	42.8	112.8
Dec	18.6	85.9	109.0	9.5	76.5	107.3
<b>2013</b>	<b>118.1</b>			<b>118.2</b>		
Jan	14.7	98.2	95.5	8.6	118.3	91.7
Feb	14.6	99.0	130.2	8.1	94.6	104.2
Mar	21.6	147.9	103.6	12.0	147.5	98.6
Apr	31.1	144.3	102.4	19.3	160.6	102.3
May	84.7	272.2	109.7	63.5	329.9	107.3
Jun	153.8	181.6	104.4	152.0	239.2	104.5
July	330.8	215.1	96.9	344.9	226.9	96.4
Aug	475.8	143.8	105.2	567.3	164.5	104.3
Sep	212.6	44.7	103.8	194.5	34.3	105.6
Oct	43.0	20.2	121.2	27.9	14.3	130.3
Nov	17.9	41.6	106.8	11.0	39.6	101.1
Dec	17.1	95.4	113.8	8.9	80.4	122.1
<b>2012</b>	<b>114.0</b>			<b>114.9</b>		
Jun	147.3	190.9	112.7	145.4	245.6	107.6
July	341.3	231.7	102.7	358.0	246.1	105.6
Aug	452.1	132.5	104.5	544.1	152.0	101.6
Sep	204.8	45.3	106.8	184.2	33.9	106.9
Oct	35.5	17.3	106.0	21.4	11.6	102.6
Nov	16.8	47.2	101.6	10.9	51.0	101.8
Dec	15.0	89.5	96.4	7.3	66.5	104.0

**Table 6. Tourist arrivals and overnight stays by cities, June 2015**

City	Tourist arrivals				Overnight stays			
	Foreign	Domestic	Total	Structure	Foreign	Domestic	Total	Structure
	(1)	(2)	(3)=(1)+(2)	(3) in %	(1)	(2)	(3)=(1)+(2)	(3) in %
<b>Total</b>	<b>163 294</b>	<b>17 817</b>	<b>181 111</b>	<b>100.0</b>	<b>1 061 383</b>	<b>89 635</b>	<b>1 151 018</b>	<b>100.0</b>
Andrijevisa	4	25	29	0.0	4	30	34	0.0
Bar	15 243	1 422	16 665	9.2	148 967	5 796	154 763	13.4
Berane	121	78	199	0.1	157	95	252	0.0
Bijelo Polje	178	293	471	0.3	256	481	737	0.1
Budva	76 763	6 343	83 106	45.9	519 317	32 089	551 406	47.9
Cetinje	963	611	1 574	0.9	1 779	3 018	4 797	0.4
Danilovgrad	161	9	170	0.1	204	14	218	0.0
Herceg Novi	23 708	3 838	27 546	15.2	171 047	26 099	197 146	17.1
Kolasin	1 600	619	2 219	1.2	2 739	1 608	4 347	0.4
Kotor	8 974	161	9 135	5.0	40 943	576	41 519	3.6
Mojkovac	151	36	187	0.1	218	106	324	0.0
Niksic	386	62	448	0.3	662	86	748	0.1
Plav	177	115	292	0.2	347	230	577	0.1
Pljevlja	175	140	315	0.2	192	476	668	0.1
Pluzine	591	24	615	0.3	622	24	646	0.1
Podgorica	7 875	802	8 677	4.8	13 172	2 107	15 279	1.3
Rozaje	94	90	184	0.1	192	232	424	0.0
Tivat	7 900	632	8 532	4.7	79 938	3 512	83 450	7.3
Ulcinj	15 680	2 093	17 773	9.8	76 134	11 816	87 950	7.6
Zabljak	2 550	424	2 974	1.6	4 493	1 240	5 733	0.5

**Graph 2. Structure of tourist arrivals and overnight stays by cities, June 2015**



**Table 7. Foreign tourist arrivals and overnight stays by countries, June 2015**

<b>Countries</b>	<b>Arrivals</b>	<b>Structure, in %</b>	<b>Overnight stays</b>	<b>Structure, in %</b>
<b>Foreign tourists</b>	163 294	100.0	1 061 383	100.0
<b>Europe</b>	152 571	93.4	1 032 410	97.3
Albania	2 522	1.5	9 052	0.9
Austria	1 340	0.8	4 777	0.5
Belgium	1 271	0.8	6 334	0.6
Belarus	2 894	1.8	25 607	2.4
Bosnia and Herzegovina	7 344	4.5	43 643	4.1
Bulgaria	639	0.4	2 238	0.2
Czech Republic	3 760	2.3	20 978	2.0
Denmark	411	0.3	2 071	0.2
Estonia	136	0.1	797	0.1
Finland	672	0.4	3 001	0.3
France	5 336	3.3	29 627	2.8
Greece	338	0.2	940	0.1
Netherlands	773	0.5	2 558	0.2
Croatia	2 369	1.5	8 710	0.8
Ireland	428	0.3	1 859	0.2
Iceland	77	0.0	267	0.0
Italy	2 910	1.8	8 253	0.8
Cyprus	162	0.1	348	0.0
Kosovo	6 416	3.9	34 339	3.2
Latvia	128	0.1	795	0.1
Lithuania	361	0.2	1 821	0.2
Luxembourg	37	0.0	115	0.0
Hungary	2 134	1.3	9 300	0.9
Malta	18	0.0	47	0.0
Macedonia	1 428	0.9	8 454	0.8
Norway	1 060	0.6	8 916	0.8
Germany	3 561	2.2	19 270	1.8
Poland	6 114	3.7	26 297	2.5
Portugal	179	0.1	498	0.0
Romania	1 993	1.2	7 942	0.7
Russia	45 362	27.8	422 933	39.8
Slovakia	476	0.3	1 875	0.2
Slovenia	1 854	1.1	6 031	0.6
Serbia	32 021	19.6	220 761	20.8
Spain	499	0.3	1 425	0.1
Switzerland including Liechtenstein	707	0.4	2 436	0.2
Sweden	1 506	0.9	8 424	0.8
Turkey	3 012	1.8	5 651	0.5
Ukraine	5 856	3.6	51 627	4.9
United Kingdom	3 639	2.2	18 949	1.8
Other European countries	828	0.5	3 444	0.3

**Table 7. Foreign tourist arrivals and overnight stays by countries, June 2015**

<b>Countries</b>	<b>Arrivals</b>	<b>Structure, in %</b>	<b>Overnight stays</b>	<b>Structure, in %</b>
<b>Non-European countries</b>	10 723	6.6	28 973	2.7
South Africa	195	0.1	277	0.0
Other African countries	87	0.1	260	0.0
Canada	674	0.4	2 105	0.2
USA	2 204	1.3	6 531	0.6
Other Northern American countries	34	0.0	109	0.0
Argentina	45	0.0	98	0.0
Brazil	144	0.1	341	0.0
Chile	36	0.0	77	0.0
Other Central or South American countries	315	0.2	931	0.1
China (including Hong Kong)	1 878	1.2	3 049	0.3
Japan	436	0.3	739	0.1
Republic of Korea	527	0.3	733	0.1
Israel	1 472	0.9	3 295	0.3
India	202	0.1	458	0.0
Azerbaijan	620	0.4	3 489	0.3
Other Asian countries	896	0.5	3 358	0.3
Australia	781	0.5	2 662	0.3
New Zealand	128	0.1	352	0.0
Oceania and other territories	49	0.0	109	0.0

**Table 8. Tourist arrivals and overnight stays, May 2015**

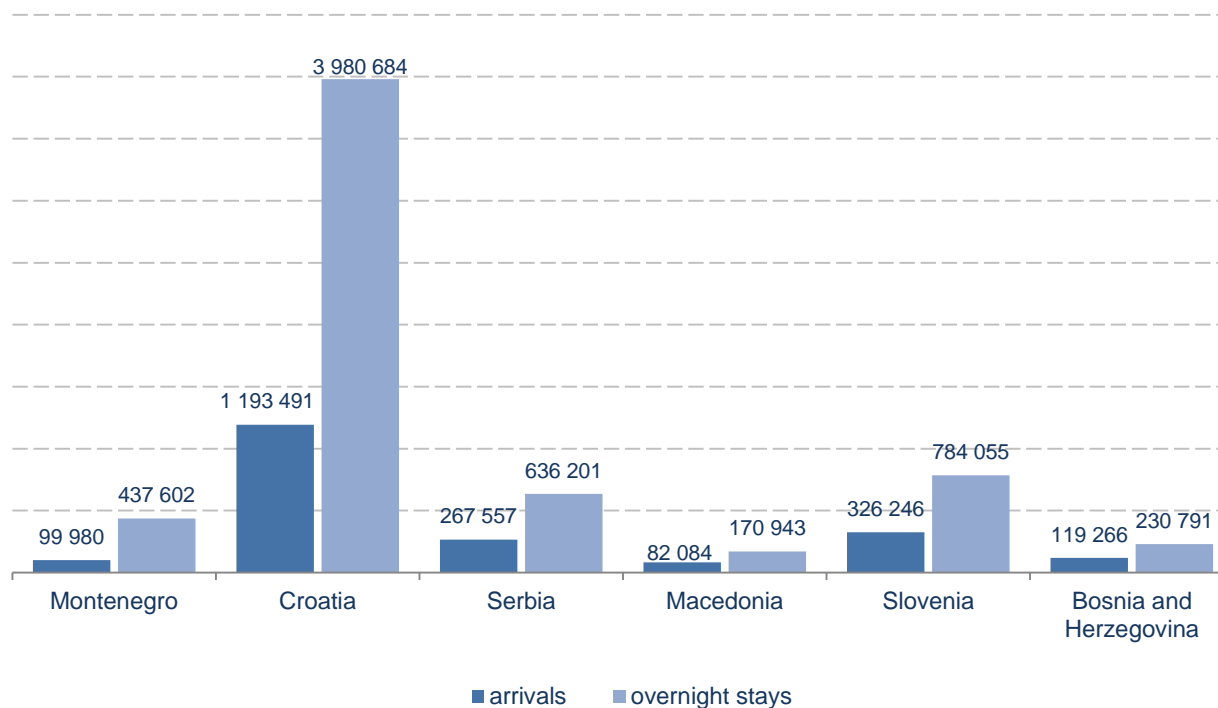
***Comparison with the countries of the region***

Country	Tourist arrivals			Tourist overnight stays		
	Foreign	Domestic	Total	Foreign	Domestic	Total
	(1)	(2)	(3)=(1)+(2)	(1)	(2)	(3)=(1)+(2)
<b>Montenegro</b>	<b>87 222</b>	<b>12 758</b>	<b>99 980</b>	<b>388 433</b>	<b>49 169</b>	<b>437 602</b>
Croatia	1 028 752	164 739	1 193 491	3 564 863	415 821	3 980 684
Serbia	114 435	153 122	267 557	227 299	408 902	636 201
Macedonia	57 077	25 007	82 084	110 158	60 785	170 943
Slovenia	240 042	86 204	326 246	534 898	249 157	784 055
Bosnia and Herzegovina <sup>1)</sup>	81 576	37 690	119 266	154 979	75 812	230 791

<sup>1)</sup> Source: Agency for Statistics of the Bosnia and Herzegovina

**Graph 3. Tourist arrivals and overnight stays, May 2015**

***Comparison with the countries of the region***





## METHODOLOGICAL NOTES

Data on tourist turnover have been collected by regular Monthly report on tourists arrivals and overnight stays in the accommodation establishments (form TU-11). Reports are made on basis of reception records in guest books.

Tourist is a person who spends at least one night in an accommodation facility or some other object for accommodation of tourist, in a place other than his/her place of permanent residence for the reasons of rest or recreation, health, studies, sports, religion, family, business, public missions or meetings. Tourists do not include migrants, border workers, diplomats, member of military forces in the regular duty, refugees. etc.

Domestic tourist is a person with permanent residence in Montenegro who temporarily resides in any place of Montenegro, and spends at least one night in accommodation facility.

Foreign tourist is a person with permanent residence outside Montenegro, who temporarily resides in any place in Montenegro, and spends at least one night in an accommodation facility.

Published and printed by Statistical Office of Montenegro (MONSTAT)  
81000 Podgorica, IV Proleterske 2. Phone: (+382) 20 230-811, Fax: (+382) 20 230-814

*The release prepared by:*

**Ivana CIMBALJEVIC and Boris MURATOVIC**

**Phone: +382-20-230 837**

*e-mail:* [contact@monstat.org](mailto:contact@monstat.org)