

When using these data
 please indicate the source

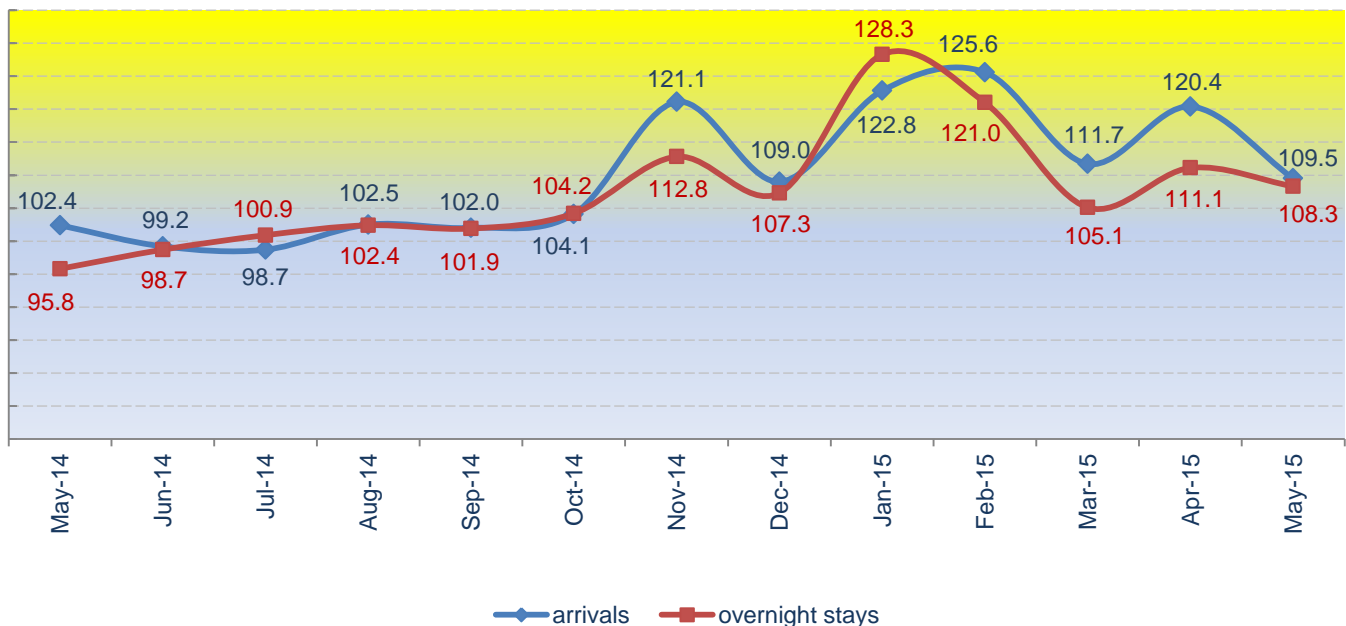
Tourist arrivals and overnight stays May 2015^(p)

In Montenegro, in May 2015 tourists realised 99 980 arrivals which is 9.5% more than in May 2014. The number of realised overnight stays is 437 602, which is 8.3% more than in May 2014. Overnight stays of foreign tourists represent 88.8% while the domestic tourists represent 11.2% of all overnight stays in May 2015.

Concerning the structure of overnight stays of foreign tourists, in May 2015, the most of them were realised by tourists from Russia (23.3%), Serbia (11.7%), France (7.3%), Bosnia and Herzegovina (6.7%), Germany (6.0%), Ukraine (4.9%), Kosovo (4.0%), United Kingdom (3.4%). Tourists from other countries realised 32.7% overnight stays.

Concerning the structure of overnight stays by type of resort, the most of them were realised in seaside resorts (93.5%), in capital city (3.2%), in other tourist resorts (1.7%), in mountain resorts and other resorts.

Graph 1. Annual indices of tourist arrivals and overnight stays



^(p) Preliminary data

Table 1. Indices of tourist arrivals and overnight stays, May 2015

Indices	<u>May 2015</u> Ø2010	<u>May 2015</u> Apr 2015	<u>May 2015</u> May 2014	<u>Jan-May 2015</u> Jan-May 2014
Index of tourist arrivals	95.0	228.2	109.5	114.6
Index of tourist overnight stays	65.9	302.0	108.3	111.1

Table 2. Indices of tourist arrivals by type of accommodation establishments

Arrivals	May 2015	May 2014	Index
			<u>May 2015</u> May 2014
Total	99 980	91 270	109.5
Collective accommodation ¹⁾	74 452	68 881	108.1
Individual accommodation ²⁾	25 528	22 389	114.0

Table 3. Indices of tourist overnight stays by type of accommodation establishments

Overnight stays	May 2015	May 2014	Index
			<u>May 2015</u> May 2014
Total	437 602	403 907	108.3
Collective accommodation ¹⁾	242 659	239 447	101.3
Individual accommodation ²⁾	194 943	164 460	118.5

1) Collective accommodation establishments include: hotels, camping sites, tourist resorts, vacation facilities, boarding houses, motels, inns etc.

2) Individual accommodation establishments include rented accommodation in houses, rooms and apartments

Table 4. Tourist arrivals and overnight stays

Month	Tourist arrivals			Tourist overnight stays		
	Foreign	Domestic	Total	Foreign	Domestic	Total
	(1)	(2)	(3)=(1)+(2)	(1)	(2)	(3)=(1)+(2)
2015						
Jan	14 102	5 482	19 584	55 558	19 085	74 643
Feb	16 429	5 058	21 487	57 988	19 859	77 847
Mar	18 861	5 343	24 204	68 726	19 295	88 021
Apr	37 125	6 683	43 808	124 241	20 665	144 906
May	87 222	12 758	99 980	388 433	49 169	437 602
2014	1 350 297	167 079	1 517 376	8 596 656	957 127	9 553 783
Jan	11 288	4 661	15 949	42 994	15 199	58 193
Feb	13 488	3 617	17 105	49 762	14 581	64 343
Mar	17 555	4 119	21 674	65 902	17 863	83 765
Apr	30 986	5 409	36 395	109 752	20 697	130 449
May	81 953	9 317	91 270	361 709	42 198	403 907
Jun	146 595	13 918	160 513	926 482	69 379	995 861
July	313 291	30 227	343 518	2 120 530	188 702	2 309 232
Aug	456 135	57 182	513 317	3 423 003	431 298	3 854 301
Sep	206 747	21 399	228 146	1 217 052	97 857	1 314 909
Oct	40 031	7 084	47 115	163 379	29 588	192 967
Nov	17 161	5 639	22 800	63 791	18 864	82 655
Dec	15 067	4 507	19 574	52 300	10 901	63 201
2013	1 324 583	167 603	1 492 006	8 414 215	997 728	9 411 943
Jan	10 977	4 527	15 504	42 207	14 852	57 059
Feb	11 773	3 577	15 350	39 889	14 078	53 967
Mar	18 643	4 232	22 695	61 700	17 880	79 580
Apr	27 744	5 006	32 750	106 843	20 983	127 826
May	77 675	11 464	89 139	365 176	56 513	421 689
Jun	144 659	17 195	161 854	914 192	94 582	1 008 774
July	317 059	31 131	348 190	2 087 060	202 273	2 289 333
Aug	445 440	55 339	500 779	3 342 837	422 696	3 765 533
Sep	203 044	20 683	223 727	1 191 678	99 119	1 290 797
Oct	38 284	6 954	45 238	155 633	29 593	185 226
Nov	15 324	3 499	18 823	58 636	14 634	73 270
Dec	13 961	3 996	17 957	48 364	10 525	58 889
2012	1 264 163	175 337	1 439 500	8 143 007	1 008 229	9 151 236
May	67 573	13 654	81 227	334 205	58 847	393 052
Jun	138 878	16 161	155 039	888 529	76 848	965 377
July	321 370	37 513	359 243	2 142 863	233 092	2 375 955
Aug	421 148	54 706	475 854	3 195 470	416 115	3 611 585
Sep	194 855	20 643	215 498	1 128 245	94 413	1 222 658
Oct	31 055	6 279	37 334	116 408	25 713	142 121
Nov	14 351	3 280	17 631	57 082	15 392	72 474
Dec	11 554	4 227	15 781	37 775	10 439	48 214

Table 5. Indices of tourist arrivals and overnight stays

Month	Indices of tourist arrivals			Indices of tourist overnight stays		
	2010=100	monthly indices	annual indices	2010=100	monthly indices	annual indices
2015						
Jan	18.6	100.1	122.8	11.2	118.1	128.3
Feb	20.4	109.7	125.6	11.7	104.3	121.0
Mar	23.0	112.6	111.7	13.3	113.1	105.1
Apr	41.6	181.0	120.4	21.8	164.6	111.1
May	95.0	228.2	109.5	65.9	302.0	108.3
2014	120.1			119.9		
Jan	15.2	88.8	102.9	8.8	98.8	102.0
Feb	16.3	107.2	111.4	9.7	110.6	119.2
Mar	20.6	126.7	95.5	12.6	130.2	105.3
Apr	34.6	167.9	111.1	19.7	155.7	102.1
May	86.7	250.8	102.4	60.9	309.6	95.8
Jun	152.5	175.9	99.2	150.0	246.6	98.7
July	326.4	214.0	98.7	347.9	231.9	100.9
Aug	487.7	149.4	102.5	580.7	166.9	102.4
Sep	216.8	44.4	102.0	198.1	34.1	101.9
Oct	44.8	20.7	104.1	29.1	14.7	104.2
Nov	21.7	48.4	121.1	12.5	42.8	112.8
Dec	18.6	85.9	109.0	9.5	76.5	107.3
2013	118.1			118.2		
Jan	14.7	98.2	95.5	8.6	118.3	91.7
Feb	14.6	99.0	130.2	8.1	94.6	104.2
Mar	21.6	147.9	103.6	12.0	147.5	98.6
Apr	31.1	144.3	102.4	19.3	160.6	102.3
May	84.7	272.2	109.7	63.5	329.9	107.3
Jun	153.8	181.6	104.4	152.0	239.2	104.5
July	330.8	215.1	96.9	344.9	226.9	96.4
Aug	475.8	143.8	105.2	567.3	164.5	104.3
Sep	212.6	44.7	103.8	194.5	34.3	105.6
Oct	43.0	20.2	121.2	27.9	14.3	130.3
Nov	17.9	41.6	106.8	11.0	39.6	101.1
Dec	17.1	95.4	113.8	8.9	80.4	122.1
2012	114.0			114.9		
May	77.2	254.0	104.2	59.2	314.4	105.8
Jun	147.3	190.9	112.7	145.4	245.6	107.6
July	341.3	231.7	102.7	358.0	246.1	105.6
Aug	452.1	132.5	104.5	544.1	152.0	101.6
Sep	204.8	45.3	106.8	184.2	33.9	106.9
Oct	35.5	17.3	106.0	21.4	11.6	102.6
Nov	16.8	47.2	101.6	10.9	51.0	101.8
Dec	15.0	89.5	96.4	7.3	66.5	104.0

Table 6. Tourist arrivals and overnight stays by cities, May 2015

City	Tourist arrivals				Overnight stays			
	Foreign	Domestic	Total	Structure	Foreign	Domestic	Total	Structure
	(1)	(2)	(3)=(1)+(2)	(3) in %	(1)	(2)	(3)=(1)+(2)	(3) in %
Total	87 222	12 758	99 980	100.0	388 433	49 169	437 602	100.0
Andrijevica	-	4	4	0.0	-	6	6	0.0
Bar	5 467	1 776	7 243	7.2	55 210	6 597	61 807	14.1
Berane	136	69	205	0.2	149	87	236	0.1
Bijelo Polje	217	270	487	0.5	460	504	964	0.2
Budva	40 549	3 670	44 219	44.2	177 555	9 333	186 888	42.7
Cetinje	345	738	1 083	1.1	831	3 738	4 569	1.0
Danilovgrad	119	15	134	0.1	197	15	212	0.1
Herceg Novi	8 470	2 075	10 545	10.5	49 748	15 740	65 488	15.0
Kolasin	1 514	289	1 803	1.8	2 749	616	3 365	0.8
Kotor	4 262	43	4 305	4.3	17 030	109	17 139	3.9
Mojkovac	60	34	94	0.1	90	45	135	0.0
Niksic	407	65	472	0.5	760	125	885	0.2
Plav	146	37	183	0.2	222	37	259	0.1
Pljevlja	155	206	361	0.4	205	358	563	0.1
Pluzine	168	71	239	0.2	255	103	358	0.1
Podgorica	7 887	692	8 579	8.6	12 713	1 432	14 145	3.2
Rozaje	45	25	70	0.1	72	32	104	0.0
Tivat	4 566	860	5 426	5.4	27 565	2 041	29 606	6.8
Ulcinj	11 275	1 571	12 846	12.9	40 615	7 499	48 114	11.0
Zabljak	1 434	248	1 682	1.7	2 007	752	2 759	0.6

Graph 2. Structure of tourist arrivals and overnight stays by cities, May 2015

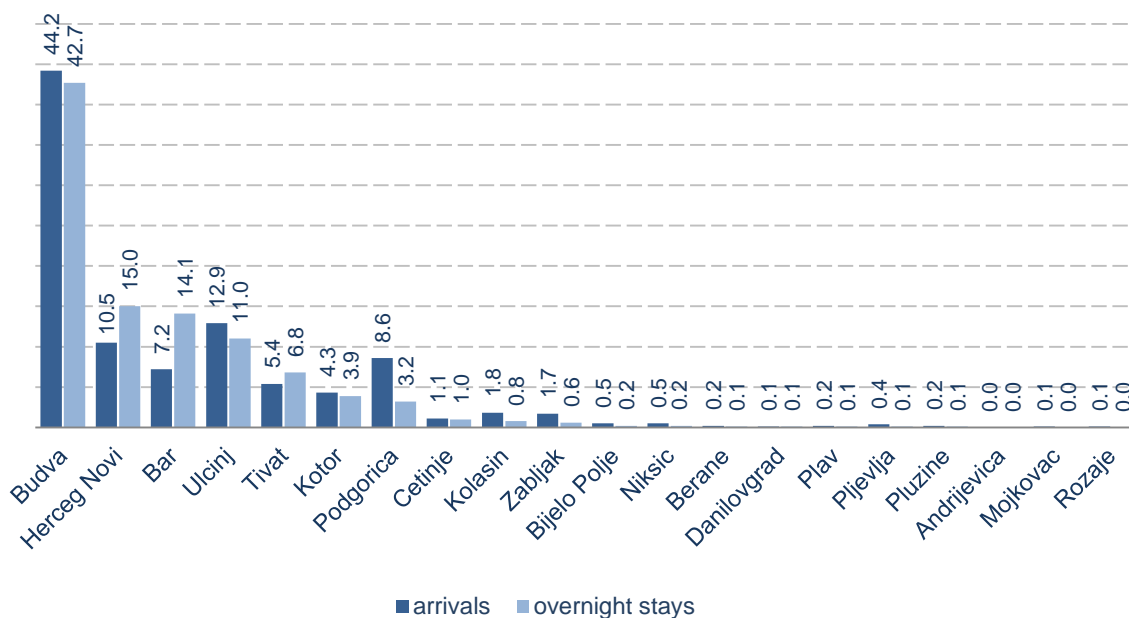


Table 7. Foreign tourist arrivals and overnight stays by countries, May 2015

Countries	Arrivals	Structure, in %	Overnight stays	Structure, in %
Foreign tourists	87 222	100.0	388 433	100.0
Europe	79 281	90.9	371 688	95.7
Albania	3 609	4.1	11 986	3.1
Austria	2 006	2.3	5 587	1.4
Belgium	1 266	1.5	6 393	1.6
Belarus	1 064	1.2	7 711	2.0
Bosnia and Herzegovina	5 213	6.0	25 938	6.7
Bulgaria	1 484	1.7	3 748	1.0
Czech Republic	762	0.9	2 158	0.6
Denmark	397	0.5	1 457	0.4
Estonia	40	0.0	115	0.0
Finland	1 040	1.2	4 820	1.2
France	5 818	6.7	28 418	7.3
Greece	481	0.6	892	0.2
Netherlands	694	0.8	3 116	0.8
Croatia	2 238	2.6	6 401	1.6
Ireland	269	0.3	1 116	0.3
Iceland	54	0.1	115	0.0
Italy	2 259	2.6	5 837	1.5
Cyprus	48	0.1	208	0.1
Kosovo	4 707	5.4	15 731	4.0
Latvia	56	0.1	365	0.1
Lithuania	114	0.1	655	0.2
Luxembourg	70	0.1	196	0.1
Hungary	849	1.0	2 896	0.7
Malta	22	0.0	45	0.0
Macedonia	1 300	1.5	5 975	1.5
Norway	546	0.6	5 666	1.5
Germany	4 588	5.3	23 398	6.0
Poland	2 659	3.0	8 145	2.1
Portugal	91	0.1	351	0.1
Romania	1 476	1.7	6 498	1.7
Russia	12 249	14.0	90 530	23.3
Slovakia	191	0.2	516	0.1
Slovenia	1 543	1.8	3 505	0.9
Serbia	8 787	10.1	45 597	11.7
Spain	350	0.4	941	0.2
Switzerland. including Liechtenstein	710	0.8	1 847	0.5
Sweden	653	0.7	3 184	0.8
Turkey	4 225	4.8	6 035	1.6
Ukraine	1 995	2.3	19 200	4.9
United Kingdom	2 861	3.3	13 263	3.4
Other European countries	497	0.6	1 133	0.3

Table 7. Foreign tourist arrivals and overnight stays by countries, May 2015

Countries	Arrivals	Structure, in %	Overnight stays	Structure, in %
Non-European countries	7 941	9.1	16 745	4.3
South Africa	18	0.0	49	0.0
Other African countries	150	0.2	259	0.1
Canada	425	0.5	1 221	0.3
USA	1 625	1.9	3 954	1.0
Other Northern American countries	34	0.0	97	0.0
Argentina	35	0.0	76	0.0
Brazil	109	0.1	222	0.1
Chile	9	0.0	14	0.0
Other Central or South American countries	150	0.2	310	0.1
China (including Hong Kong)	2 494	2.9	3 232	0.8
Japan	276	0.3	1 004	0.3
Republic of Korea	521	0.6	665	0.2
Israel	580	0.7	1 394	0.4
India	124	0.1	221	0.1
Azerbaijan	185	0.2	1 193	0.3
Other Asian countries	703	0.8	1 644	0.4
Australia	330	0.4	842	0.2
New Zealand	48	0.1	103	0.0
Oceania and other territories	125	0.1	245	0.1

Table 8. Tourist arrivals and overnight stays, April 2015

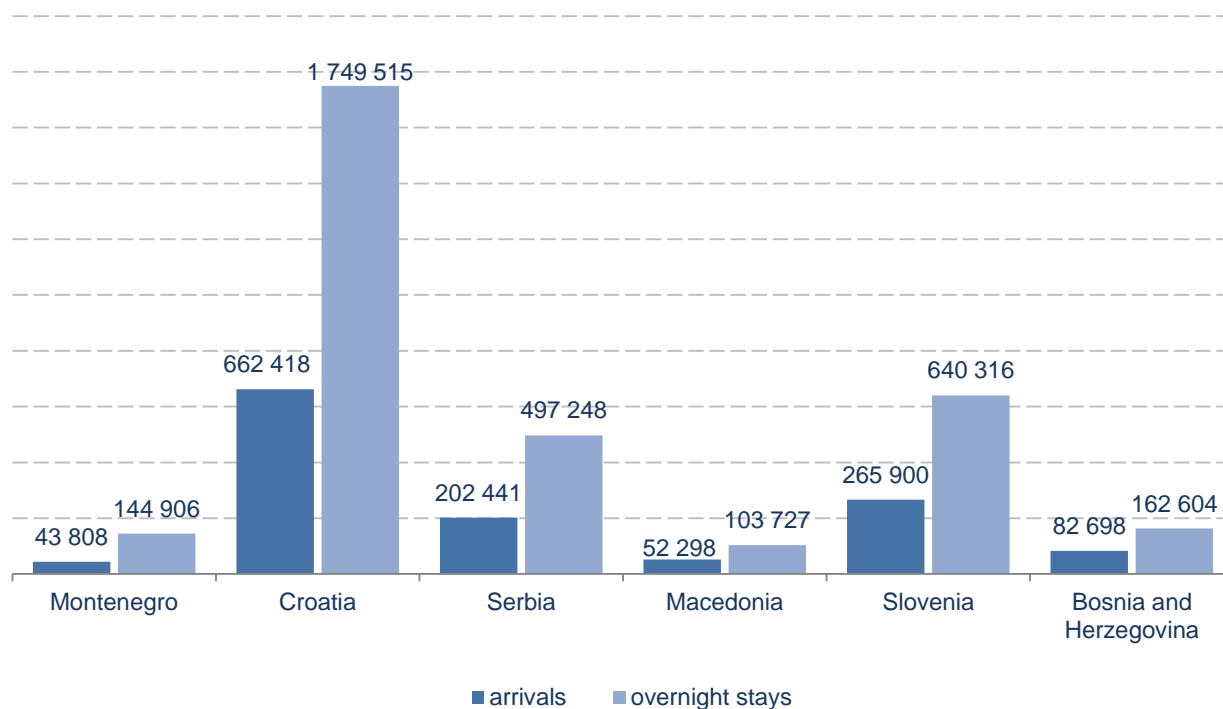
Comparison with the countries of the region

Country	Tourist arrivals			Tourist overnight stays		
	Foreign	Domestic	Total	Foreign	Domestic	Total
	(1)	(2)	(3)=(1)+(2)	(1)	(2)	(3)=(1)+(2)
Montenegro	37 125	6 683	43 808	124 241	20 665	144 906
Croatia	539 698	122 720	662 418	1 464 249	285 266	1 749 515
Serbia	86 883	115 558	202 441	180 179	317 069	497 248
Macedonia	36 757	15 541	52 298	64 810	38 917	103 727
Slovenia	179 077	86 823	265 900	401 187	239 129	640 316
Bosnia and Herzegovina ¹⁾	55 002	27 696	82 698	108 533	54 071	162 604

1) Source: Agency for Statistics of the Bosnia and Herzegovina

Graph 3. Tourist arrivals and overnight stays, April 2015

Comparison with the countries of the region



METHODOLOGICAL NOTES

Data on tourist turnover have been collected by regular Monthly report on tourists arrivals and overnight stays in the accommodation establishments (form TU-11). Reports are made on basis of reception records in guest books.

Tourist is a person who spends at least one night in an accommodation facility or some other object for accommodation of tourist, in a place other than his/her place of permanent residence for the reasons of rest or recreation, health, studies, sports, religion, family, business, public missions or meetings. Tourists do not include migrants, border workers, diplomats, member of military forces in the regular duty, refugees. etc.

Domestic tourist is a person with permanent residence in Montenegro who temporarily resides in any place of Montenegro, and spends at least one night in accommodation facility.

Foreign tourist is a person with permanent residence outside Montenegro, who temporarily resides in any place in Montenegro, and spends at least one night in an accommodation facility.

**Published and printed by Statistical Office of Montenegro (MONSTAT)
81000 Podgorica, IV Proleterske 2
Phone: (+382) 20 230-811, Fax: (+382) 20 230-814**

The release prepared by:

Ivana CIMBALJEVIC and Boris MURATOVIC

Phone: +382-20-230 837

e-mail: contact@monstat.org