

When using these data
 please indicate the source

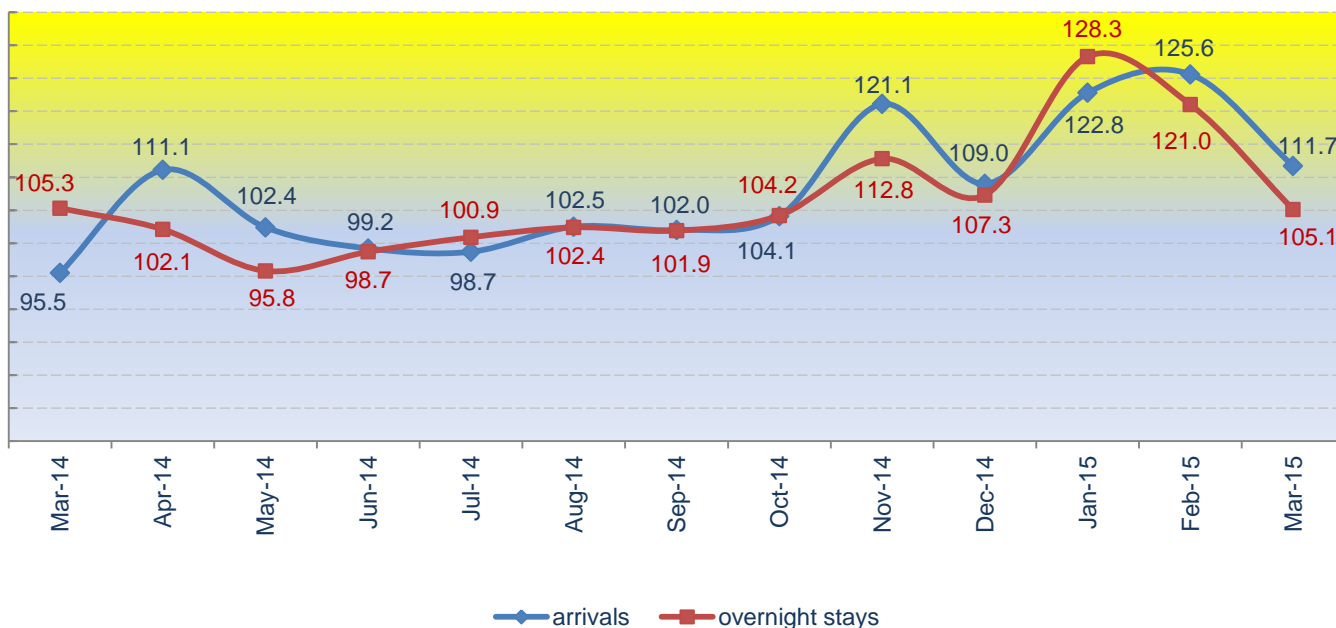
Tourist arrivals and overnight stays March 2015^(p)

In Montenegro, in March 2015 tourists realised 24 204 arrivals which is 11.7% more than in March 2014. The number of realised overnight stays is 88 021, which is 5.1% more than in March 2014. Overnight stays of foreign tourists represent 78.1% while the domestic tourists represent 21.9% of all overnight stays in March 2015.

Concerning the structure of overnight stays of foreign tourists, in March 2015, the most of them were realised by tourists from Russia (21.8%), Serbia (17.2%), Bosnia and Herzegovina (11.2%), Albania (7.5%), Ukraine (5.9%), Croatia (3.6%), Germany (3.1%), Italy (3.1%). Tourists from other countries realised 26.6% overnight stays.

Concerning the structure of overnight stays by type of resort, the most of them were realised in seaside resorts (75.8%), in capital city (12.3%), in other tourist resorts (6.1%), in mountain resorts and other resorts.

Graph 1. Annual indices of tourist arrivals and overnight stays



^(p) Preliminary data

Table 1. Indices of tourist arrivals and overnight stays, March 2015

Indices	<u>Mar 2015</u> Ø2010	<u>Mar 2015</u> Feb 2015	<u>Mar 2015</u> Mar 2014	<u>Jan-Mar 2015</u> Jan-Mar 2014
Index of tourist arrivals	23.0	112.6	111.7	119.3
Index of tourist overnight stays	13.3	113.1	105.1	116.6

Table 2. Indices of tourist arrivals by type of accommodation establishments

Arrivals	Mar 2015	Mar 2014	Index
			<u>Mar 2015</u> <u>Mar 2014</u>
<i>Total</i>	<i>24 204</i>	<i>21 674</i>	<i>111.7</i>
Collective accommodation ¹⁾	21 748	19 788	109.9
Individual accommodation ²⁾	2 456	1 886	130.2

Table 3. Indices of tourist overnight stays by type of accommodation establishments

Overnight stays	Mar 2015	Mar 2014	Index
			<u>Mar 2015</u> <u>Mar 2014</u>
<i>Total</i>	<i>88 021</i>	<i>83 765</i>	<i>105.1</i>
Collective accommodation ¹⁾	55 263	52 867	104.5
Individual accommodation ²⁾	32 758	30 898	106.0

¹⁾ Collective accommodation establishments include: hotels, camping sites, tourist resorts, vacation facilities, boarding houses, motels, inns etc.

²⁾ Individual accommodation establishments include rented accommodation in houses, rooms and apartments

Table 4. Tourist arrivals and overnight stays

Month	Tourist arrivals			Tourist overnight stays		
	Foreign	Domestic	Total	Foreign	Domestic	Total
	(1)	(2)	(3)=(1)+(2)	(1)	(2)	(3)=(1)+(2)
2015						
Jan	14 102	5 482	19 584	55 558	19 085	74 643
Feb	16 429	5 058	21 487	57 988	19 859	77 847
Mar	18 861	5 343	24 204	68 726	19 295	88 021
2014	1 350 297	167 079	1 517 376	8 596 656	957 127	9 553 783
Jan	11 288	4 661	15 949	42 994	15 199	58 193
Feb	13 488	3 617	17 105	49 762	14 581	64 343
Mar	17 555	4 119	21 674	65 902	17 863	83 765
Apr	30 986	5 409	36 395	109 752	20 697	130 449
May	81 953	9 317	91 270	361 709	42 198	403 907
Jun	146 595	13 918	160 513	926 482	69 379	995 861
July	313 291	30 227	343 518	2 120 530	188 702	2 309 232
Aug	456 135	57 182	513 317	3 423 003	431 298	3 854 301
Sep	206 747	21 399	228 146	1 217 052	97 857	1 314 909
Oct	40 031	7 084	47 115	163 379	29 588	192 967
Nov	17 161	5 639	22 800	63 791	18 864	82 655
Dec	15 067	4 507	19 574	52 300	10 901	63 201
2013	1 324 583	167 603	1 492 006	8 414 215	997 728	9 411 943
Jan	10 977	4 527	15 504	42 207	14 852	57 059
Feb	11 773	3 577	15 350	39 889	14 078	53 967
Mar	18 643	4 232	22 695	61 700	17 880	79 580
Apr	27 744	5 006	32 750	106 843	20 983	127 826
May	77 675	11 464	89 139	365 176	56 513	421 689
Jun	144 659	17 195	161 854	914 192	94 582	1 008 774
July	317 059	31 131	348 190	2 087 060	202 273	2 289 333
Aug	445 440	55 339	500 779	3 342 837	422 696	3 765 533
Sep	203 044	20 683	223 727	1 191 678	99 119	1 290 797
Oct	38 284	6 954	45 238	155 633	29 593	185 226
Nov	15 324	3 499	18 823	58 636	14 634	73 270
Dec	13 961	3 996	17 957	48 364	10 525	58 889
2012	1 264 163	175 337	1 439 500	8 143 007	1 008 229	9 151 236
Mar	16 219	5 681	21 900	59 320	21 424	80 744
Apr	26 965	5 009	31 974	103 563	21 447	125 010
May	67 573	13 654	81 227	334 205	58 847	393 052
Jun	138 878	16 161	155 039	888 529	76 848	965 377
July	321 370	37 513	359 243	2 142 863	233 092	2 375 955
Aug	421 148	54 706	475 854	3 195 470	416 115	3 611 585
Sep	194 855	20 643	215 498	1 128 245	94 413	1 222 658
Oct	31 055	6 279	37 334	116 408	25 713	142 121
Nov	14 351	3 280	17 631	57 082	15 392	72 474
Dec	11 554	4 227	15 781	37 775	10 439	48 214

Table 5. Indices of tourist arrivals and overnight stays

Month	Indices of tourist arrivals			Indices of tourist overnight stays		
	2010=100	monthly indices	annual indices	2010=100	monthly indices	annual indices
2015						
Jan	18.6	100.1	122.8	11.2	118.1	128.3
Feb	20.4	109.7	125.6	11.7	104.3	121.0
Mar	23.0	112.6	111.7	13.3	113.1	105.1
2014	120.1			119.9		
Jan	15.2	88.8	102.9	8.8	98.8	102.0
Feb	16.3	107.2	111.4	9.7	110.6	119.2
Mar	20.6	126.7	95.5	12.6	130.2	105.3
Apr	34.6	167.9	111.1	19.7	155.7	102.1
May	86.7	250.8	102.4	60.9	309.6	95.8
Jun	152.5	175.9	99.2	150.0	246.6	98.7
July	326.4	214.0	98.7	347.9	231.9	100.9
Aug	487.7	149.4	102.5	580.7	166.9	102.4
Sep	216.8	44.4	102.0	198.1	34.1	101.9
Oct	44.8	20.7	104.1	29.1	14.7	104.2
Nov	21.7	48.4	121.1	12.5	42.8	112.8
Dec	18.6	85.9	109.0	9.5	76.5	107.3
2013	118.1			118.2		
Jan	14.7	98.2	95.5	8.6	118.3	91.7
Feb	14.6	99.0	130.2	8.1	94.6	104.2
Mar	21.6	147.9	103.6	12.0	147.5	98.6
Apr	31.1	144.3	102.4	19.3	160.6	102.3
May	84.7	272.2	109.7	63.5	329.9	107.3
Jun	153.8	181.6	104.4	152.0	239.2	104.5
July	330.8	215.1	96.9	344.9	226.9	96.4
Aug	475.8	143.8	105.2	567.3	164.5	104.3
Sep	212.6	44.7	103.8	194.5	34.3	105.6
Oct	43.0	20.2	121.2	27.9	14.3	130.3
Nov	17.9	41.6	106.8	11.0	39.6	101.1
Dec	17.1	95.4	113.8	8.9	80.4	122.1
2012	114.0			114.9		
Mar	20.8	185.7	118.3	12.2	155.9	114.8
Apr	30.4	146.0	98.7	18.8	154.8	106.2
May	77.2	254.0	104.2	59.2	314.4	105.8
Jun	147.3	190.9	112.7	145.4	245.6	107.6
July	341.3	231.7	102.7	358.0	246.1	105.6
Aug	452.1	132.5	104.5	544.1	152.0	101.6
Sep	204.8	45.3	106.8	184.2	33.9	106.9
Oct	35.5	17.3	106.0	21.4	11.6	102.6
Nov	16.8	47.2	101.6	10.9	51.0	101.8
Dec	15.0	89.5	96.4	7.3	66.5	104.0

Table 6. Tourist arrivals and overnight stays by cities, March 2015

City	Tourist arrivals				Overnight stays			
	Foreign	Domestic	Total	Structure	Foreign	Domestic	Total	Structure
	(1)	(2)	(3)=(1)+(2)	(3) in %	(1)	(2)	(3)=(1)+(2)	(3) in %
Total	18 861	5 343	24 204	100.0	68 726	19 295	88 021	100.0
Andrijevic	-	4	4	0.0	-	6	6	0.0
Bar	1 496	273	1 769	7.3	15 853	624	16 477	18.7
Berane	79	73	152	0.6	128	105	233	0.3
Bijelo Polje	157	146	303	1.3	356	161	517	0.6
Budva	6 091	1 351	7 442	30.7	14 224	2 456	16 680	19.0
Cetinje	23	873	896	3.7	56	3 104	3 160	3.6
Danilovgrad	63	11	74	0.3	105	11	116	0.1
Herceg Novi	1 246	613	1 859	7.7	8 278	8 798	17 076	19.4
Kolasin	1 140	465	1 605	6.6	2 631	922	3 553	4.0
Kotor	386	23	409	1.7	942	42	984	1.1
Mojkovac	27	17	44	0.2	30	30	60	0.1
Niksic	247	263	510	2.1	560	532	1 092	1.2
Pljevlja	114	97	211	0.9	136	195	331	0.4
Podgorica	5 431	599	6 030	24.9	9 824	1 036	10 860	12.3
Rozaje	19	17	36	0.2	42	17	59	0.1
Tivat	1 497	266	1 763	7.3	13 387	703	14 090	16.0
Ulcinj	504	5	509	2.1	1 368	9	1 377	1.6
Zabljak	341	247	588	2.4	806	544	1 350	1.5

Graph 2. Structure of tourist arrivals and overnight stays by cities, March 2015

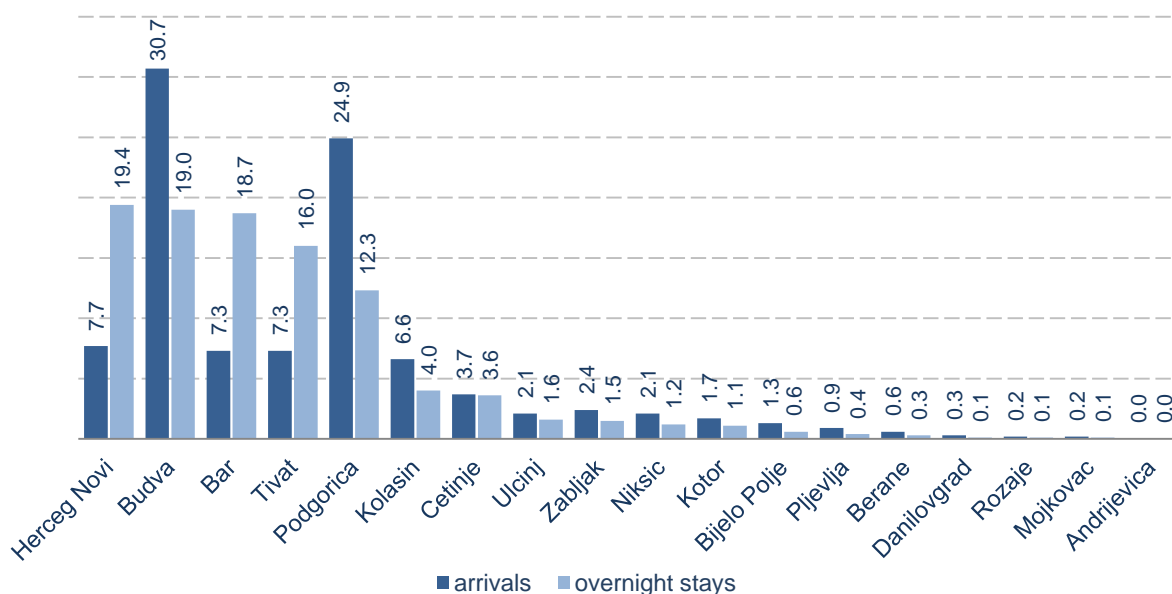


Table 7. Foreign tourist arrivals and overnight stays by countries, March 2015

Countries	Arrivals	Structure, in %	Overnight stays	Structure, in %
Foreign tourists	18 861	100.0	68 726	100.0
Europe	17 045	90.4	64 888	94.4
Albania	3 154	16.7	5 145	7.5
Austria	319	1.7	629	0.9
Belgium	98	0.5	258	0.4
Belarus	84	0.4	382	0.6
Bosnia and Herzegovina	1 044	5.5	7 698	11.2
Bulgaria	144	0.8	449	0.7
Czech Republic	54	0.3	136	0.2
Denmark	64	0.3	191	0.3
Estonia	19	0.1	138	0.2
Finland	40	0.2	184	0.3
France	265	1.4	1 042	1.5
Greece	158	0.8	236	0.3
Netherlands	156	0.8	710	1.0
Croatia	1 030	5.5	2 506	3.6
Ireland	47	0.2	136	0.2
Iceland	6	0.0	69	0.1
Italy	1 002	5.3	2 163	3.1
Cyprus	20	0.1	31	0.0
Kosovo	305	1.6	2 149	3.1
Latvia	10	0.1	117	0.2
Lithuania	14	0.1	82	0.1
Luxembourg	9	0.0	19	0.0
Hungary	139	0.7	363	0.5
Malta	6	0.0	17	0.0
Macedonia	320	1.7	1 873	2.7
Norway	70	0.4	160	0.2
Germany	622	3.3	2 163	3.1
Poland	127	0.7	229	0.3
Portugal	24	0.1	60	0.1
Romania	129	0.7	429	0.6
Russia	2 357	12.5	14 999	21.8
Slovakia	28	0.1	55	0.1
Slovenia	462	2.4	1 186	1.7
Serbia	3 118	16.5	11 838	17.2
Spain	195	1.0	534	0.8
Switzerland. including Liechtenstein	74	0.4	130	0.2
Sweden	56	0.3	219	0.3
Turkey	351	1.9	804	1.2
Ukraine	356	1.9	4 049	5.9
United Kingdom	346	1.8	897	1.3
Other European countries	223	1.2	413	0.6

Table 7. Foreign tourist arrivals and overnight stays by countries, March 2015

/continue/

Countries	Arrivals	Structure, in %	Overnight stays	Structure, in %
Non-European countries	1 816	9.6	3 838	5.6
South Africa	15	0.1	36	0.1
Other African countries	47	0.2	62	0.1
Canada	54	0.3	147	0.2
USA	407	2.2	1 150	1.7
Other Northern American countries	7	0.0	11	0.0
Argentina	1	0.0	1	0.0
Brazil	6	0.0	13	0.0
Chile	-	-	-	-
Other Central or South American countries	44	0.2	96	0.1
China (including Hong Kong)	446	2.4	627	0.9
Japan	80	0.4	145	0.2
Republic of Korea	278	1.5	381	0.6
Israel	89	0.5	177	0.3
India	46	0.2	145	0.2
Azerbaijan	20	0.1	56	0.1
Other Asian countries	171	0.9	445	0.6
Australia	41	0.2	247	0.4
New Zealand	10	0.1	37	0.1
Oceania and other territories	54	0.3	62	0.1

Table 8. Tourist arrivals and overnight stays, February 2015

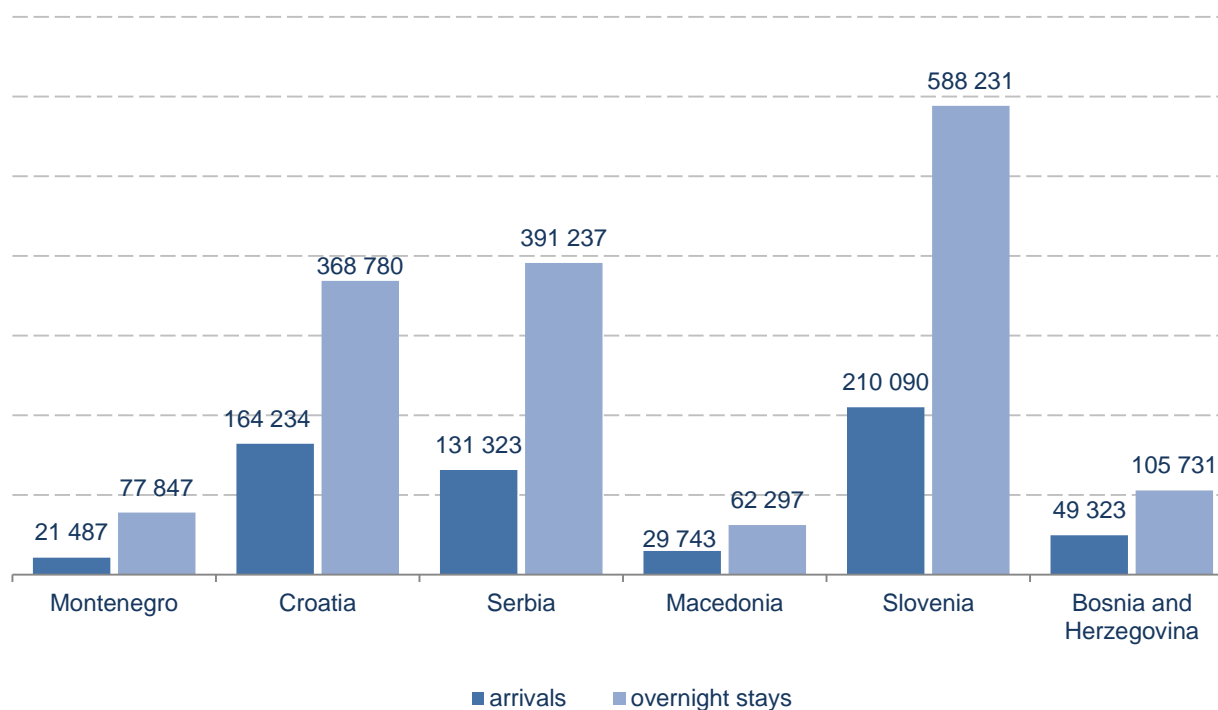
Comparison with the countries of the region

Country	Tourist arrivals			Tourist overnight stays		
	Foreign	Domestic	Total	Foreign	Domestic	Total
	(1)	(2)	(3)=(1)+(2)	(1)	(2)	(3)=(1)+(2)
Montenegro	16 429	5 058	21 487	57 988	19 859	77 847
Croatia	93 398	70 836	164 234	206 141	162 639	368 780
Serbia	52 839	78 484	131 323	126 076	265 161	391 237
Macedonia	19 793	9 950	29 743	38 302	23 995	62 297
Slovenia	103 189	106 901	210 090	255 976	332 255	588 231
Bosnia and Herzegovina ¹⁾	25 413	23 910	49 323	60 069	45 662	105 731

1) Source: Agency for Statistics of the Bosnia and Herzegovina

Graph 3. Tourist arrivals and overnight stays, February 2015

Comparison with the countries of the region



METHODOLOGICAL NOTES

Data on tourist turnover have been collected by regular Monthly report on tourists arrivals and overnight stays in the accommodation establishments (form TU-11). Reports are made on basis of reception records in guest books.

Tourist is a person who spends at least one night in an accommodation facility or some other object for accommodation of tourist, in a place other than his/her place of permanent residence for the reasons of rest or recreation, health, studies, sports, religion, family, business, public missions or meetings. Tourists do not include migrants, border workers, diplomats, member of military forces in the regular duty, refugees. etc.

Domestic tourist is a person with permanent residence in Montenegro who temporarily resides in any place of Montenegro, and spends at least one night in accommodation facility.

Foreign tourist is a person with permanent residence outside Montenegro, who temporarily resides in any place in Montenegro, and spends at least one night in an accommodation facility.

Published and printed by Statistical Office of Montenegro (MONSTAT)
81000 Podgorica, IV Proleterske 2. Phone: (+382) 20 230-811, Fax: (+382) 20 230-814

The release prepared by:

Ivana CIMBALJEVIC and Boris MURATOVIC

Phone: +382-20-230 837

e-mail: contact@monstat.org