

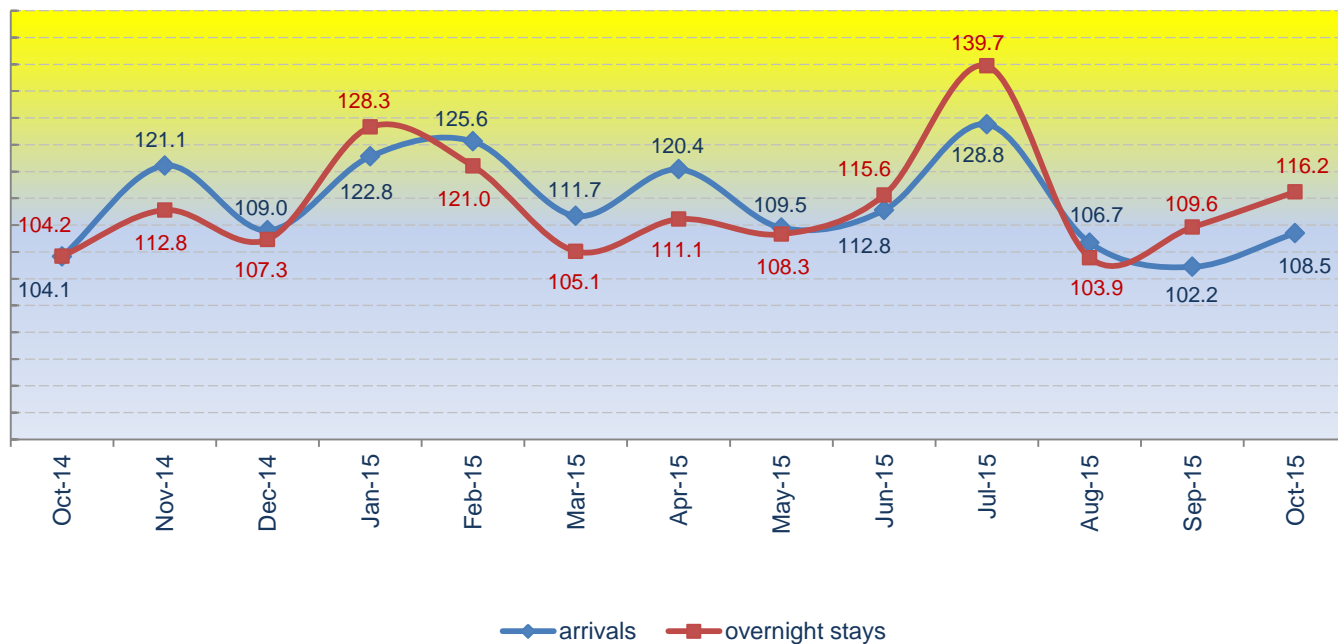
Tourist arrivals and overnight stays October 2015^(p)

In Montenegro, in October 2015 tourists realised 51 124 arrivals which is 8.5% more than in October 2014. The number of realised overnight stays is 224 140, which is 16.2% more than in October 2014. Overnight stays of foreign tourists represent 85.4% while the domestic tourists represent 14.6% of all overnight stays in October 2015.

Concerning the structure of overnight stays of foreign tourists, in October 2015, the most of them were realised by tourists from Russia (26.8%), Serbia (11.9%), Germany (8.5%), United Kingdom (4.8%), Bosnia and Herzegovina (4.3%), France (4.1%), Ukraine (3.7%), Italy (1.4%). Tourists from other countries realised 34.5% overnight stays.

Concerning the structure of overnight stays by type of resort, the most of them were realised in seaside resorts (87.1%), capital city (7.5%), in other tourist resorts (3.0%), mountain resorts and other resorts.

Graph 1. Annual indices of tourist arrivals and overnight stays



^(p) Preliminary data

Table 1. Indices of tourist arrivals and overnight stays, October 2015

Indices	<u>Oct 2015</u> Ø2010	<u>Oct 2015</u> Sep 2015	<u>Oct 2015</u> Oct 2014	<u>Jan-Oct 2015</u> Jan-Oct 2014
Index of tourist arrivals	48.6	21.9	108.5	112.8
Index of tourist overnight stays	33.8	15.6	116.2	115.6

Table 2. Indices of tourist arrivals by type of accommodation establishments

Arrivals	Oct 2015	Oct 2014	Index
			<u>Oct 2015</u> <u>Oct 2014</u>
Total	51 124	47 115	108.5
Collective accommodation ¹⁾	46 248	43 091	107.3
Individual accommodation ²⁾	4 876	4 024	121.2

Table 3. Indices of tourist overnight stays by type of accommodation establishments

Overnight stays	Oct 2015	Oct 2014	Index
			<u>Oct 2015</u> <u>Oct 2014</u>
Total	224 140	192 967	116.2
Collective accommodation ¹⁾	144 091	133 696	107.8
Individual accommodation ²⁾	80 049	59 271	135.1

1) Collective accommodation establishments include: hotels, camping sites, tourist resorts, vacation facilities, boarding houses, motels, inns etc.

2) Individual accommodation establishments include rented accommodation in houses, rooms and apartments

Table 4. Tourist arrivals and overnight stays

Month	Tourist arrivals			Tourist overnight stays		
	Foreign	Domestic	Total	Foreign	Domestic	Total
	(1)	(2)	(3)=(1)+(2)	(1)	(2)	(3)=(1)+(2)
2015						
Jan	14 102	5 482	19 584	55 558	19 085	74 643
Feb	16 429	5 058	21 487	57 988	19 859	77 847
Mar	18 861	5 343	24 204	68 726	19 295	88 021
Apr	37 125	6 683	43 808	124 241	20 665	144 906
May	87 222	12 758	99 980	388 433	49 169	437 602
Jun	163 294	17 817	181 111	1 061 383	89 635	1 151 018
July	417 894	24 567	442 461	3 083 939	143 144	3 227 083
Aug	509 959	37 638	547 597	3 758 518	246 768	4 005 286
Sep	215 106	18 046	233 152	1 366 028	75 075	1 441 103
Oct	41 880	9 244	51 124	191 347	32 793	224 140
2014	1 350 297	167 079	1 517 376	8 596 656	957 127	9 553 783
Jan	11 288	4 661	15 949	42 994	15 199	58 193
Feb	13 488	3 617	17 105	49 762	14 581	64 343
Mar	17 555	4 119	21 674	65 902	17 863	83 765
Apr	30 986	5 409	36 395	109 752	20 697	130 449
May	81 953	9 317	91 270	361 709	42 198	403 907
Jun	146 595	13 918	160 513	926 482	69 379	995 861
July	313 291	30 227	343 518	2 120 530	188 702	2 309 232
Aug	456 135	57 182	513 317	3 423 003	431 298	3 854 301
Sep	206 747	21 399	228 146	1 217 052	97 857	1 314 909
Oct	40 031	7 084	47 115	163 379	29 588	192 967
Nov	17 161	5 639	22 800	63 791	18 864	82 655
Dec	15 067	4 507	19 574	52 300	10 901	63 201
2013	1 324 583	167 603	1 492 006	8 414 215	997 728	9 411 943
Jan	10 977	4 527	15 504	42 207	14 852	57 059
Feb	11 773	3 577	15 350	39 889	14 078	53 967
Mar	18 643	4 232	22 695	61 700	17 880	79 580
Apr	27 744	5 006	32 750	106 843	20 983	127 826
May	77 675	11 464	89 139	365 176	56 513	421 689
Jun	144 659	17 195	161 854	914 192	94 582	1 008 774
July	317 059	31 131	348 190	2 087 060	202 273	2 289 333
Aug	445 440	55 339	500 779	3 342 837	422 696	3 765 533
Sep	203 044	20 683	223 727	1 191 678	99 119	1 290 797
Oct	38 284	6 954	45 238	155 633	29 593	185 226
Nov	15 324	3 499	18 823	58 636	14 634	73 270
Dec	13 961	3 996	17 957	48 364	10 525	58 889
2012	1 264 163	175 337	1 439 500	8 143 007	1 008 229	9 151 236
Sep	194 855	20 643	215 498	1 128 245	94 413	1 222 658
Oct	31 055	6 279	37 334	116 408	25 713	142 121
Nov	14 351	3 280	17 631	57 082	15 392	72 474
Dec	11 554	4 227	15 781	37 775	10 439	48 214

Table 5. Indices of tourist arrivals and overnight stays

Month	Indices of tourist arrivals			Indices of tourist overnight stays		
	2010=100	monthly indices	annual indices	2010=100	monthly indices	annual indices
2015						
Jan	18.6	100.1	122.8	11.2	118.1	128.3
Feb	20.4	109.7	125.6	11.7	104.3	121.0
Mar	23.0	112.6	111.7	13.3	113.1	105.1
Apr	41.6	181.0	120.4	21.8	164.6	111.1
May	95.0	228.2	109.5	65.9	302.0	108.3
Jun	172.1	181.1	112.8	173.4	263.0	115.6
July	420.4	244.3	128.8	486.2	280.4	139.7
Aug	520.3	123.8	106.7	603.4	124.1	103.9
Sep	221.5	42.6	102.2	217.1	36.0	109.6
Oct	48.6	21.9	108.5	33.8	15.6	116.2
2014	120.1			119.9		
Jan	15.2	88.8	102.9	8.8	98.8	102.0
Feb	16.3	107.2	111.4	9.7	110.6	119.2
Mar	20.6	126.7	95.5	12.6	130.2	105.3
Apr	34.6	167.9	111.1	19.7	155.7	102.1
May	86.7	250.8	102.4	60.9	309.6	95.8
Jun	152.5	175.9	99.2	150.0	246.6	98.7
July	326.4	214.0	98.7	347.9	231.9	100.9
Aug	487.7	149.4	102.5	580.7	166.9	102.4
Sep	216.8	44.4	102.0	198.1	34.1	101.9
Oct	44.8	20.7	104.1	29.1	14.7	104.2
Nov	21.7	48.4	121.1	12.5	42.8	112.8
Dec	18.6	85.9	109.0	9.5	76.5	107.3
2013	118.1			118.2		
Jan	14.7	98.2	95.5	8.6	118.3	91.7
Feb	14.6	99.0	130.2	8.1	94.6	104.2
Mar	21.6	147.9	103.6	12.0	147.5	98.6
Apr	31.1	144.3	102.4	19.3	160.6	102.3
May	84.7	272.2	109.7	63.5	329.9	107.3
Jun	153.8	181.6	104.4	152.0	239.2	104.5
July	330.8	215.1	96.9	344.9	226.9	96.4
Aug	475.8	143.8	105.2	567.3	164.5	104.3
Sep	212.6	44.7	103.8	194.5	34.3	105.6
Oct	43.0	20.2	121.2	27.9	14.3	130.3
Nov	17.9	41.6	106.8	11.0	39.6	101.1
Dec	17.1	95.4	113.8	8.9	80.4	122.1
2012	114.0			114.9		
Sep	204.8	45.3	106.8	184.2	33.9	106.9
Oct	35.5	17.3	106.0	21.4	11.6	102.6
Nov	16.8	47.2	101.6	10.9	51.0	101.8
Dec	15.0	89.5	96.4	7.3	66.5	104.0

Table 6. Tourist arrivals and overnight stays by cities, October 2015

City	Tourist arrivals				Overnight stays			
	Foreign	Domestic	Total	Structure	Foreign	Domestic	Total	Structure
	(1)	(2)	(3)=(1)+(2)	(3) in %	(1)	(2)	(3)=(1)+(2)	(3) in %
Total	41 880	9 244	51 124	100.0	191 347	32 793	224 140	100.0
Andrijevic	4	15	19	0.0	4	22	26	0.0
Bar	3 018	516	3 534	6.9	54 265	1 361	55 626	24.8
Berane	93	120	213	0.4	107	140	247	0.1
Bijelo Polje	180	445	625	1.2	245	636	881	0.4
Budva	20 049	2 245	22 294	43.6	71 809	4 476	76 285	34.0
Cetinje	139	1 674	1 813	3.6	283	3 457	3 740	1.7
Danilovgrad	102	-	102	0.2	138	-	138	0.1
Herceg Novi	2 530	921	3 451	6.8	12 621	13 861	26 482	11.8
Kolasin	1 378	383	1 761	3.5	2 719	515	3 234	1.5
Kotor	3 107	13	3 120	6.1	9 386	15	9 401	4.2
Mojkovac	51	11	62	0.1	60	13	73	0.0
Niksic	372	58	430	0.8	613	185	798	0.4
Plav	24	-	24	0.0	43	-	43	0.0
Pljevlja	223	190	413	0.8	428	556	984	0.4
Podgorica	7 235	1 190	8 425	16.5	13 290	3 556	16 846	7.5
Rozaje	68	91	159	0.3	139	105	244	0.1
Tivat	1 627	715	2 342	4.6	21 534	1 712	23 246	10.4
Ulcinj	966	222	1 188	2.3	2 596	1 503	4 099	1.8
Zabljak	714	435	1 149	2.3	1 067	680	1 747	0.8

Graph 2. Structure of tourist arrivals and overnight stays by cities, October 2015

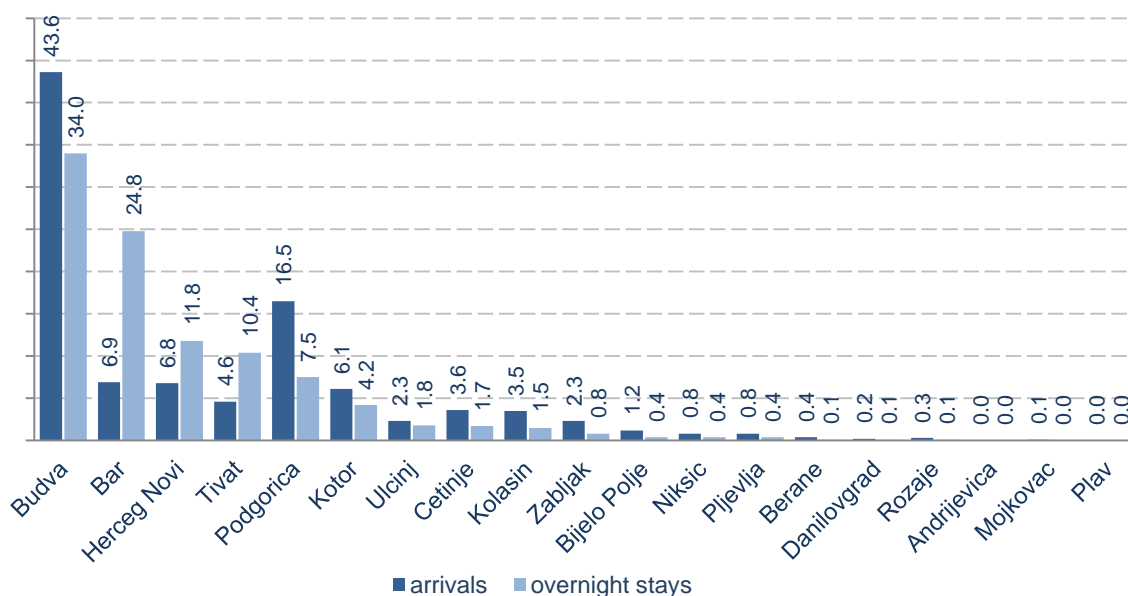


Table 7. Foreign tourist arrivals and overnight stays by countries, October 2015

Countries	Arrivals	Structure, in %	Overnight stays	Structure, in %
Foreign tourists	41 880	100.0	191 347	100.0
Europe	34 390	82.1	177 229	92.6
Albania	2 293	5.5	5 119	2.7
Austria	1 348	3.2	3 407	1.8
Belgium	263	0.6	1 272	0.7
Belarus	152	0.4	1 414	0.7
Bosnia and Herzegovina	1 239	3.0	8 191	4.3
Bulgaria	344	0.8	960	0.5
Czech Republic	125	0.3	331	0.2
Denmark	334	0.8	1 441	0.8
Estonia	36	0.1	95	0.0
Finland	487	1.2	1 709	0.9
France	1 707	4.1	7 761	4.1
Greece	644	1.5	967	0.5
Netherlands	276	0.7	1 324	0.7
Croatia	1 868	4.5	5 425	2.8
Ireland	174	0.4	879	0.5
Iceland	64	0.2	298	0.2
Italy	1 192	2.8	2 687	1.4
Cyprus	27	0.1	68	0.0
Kosovo	1 084	2.6	4 639	2.4
Latvia	171	0.4	585	0.3
Lithuania	27	0.1	179	0.1
Luxembourg	17	0.0	61	0.0
Hungary	280	0.7	791	0.4
Malta	12	0.0	16	0.0
Macedonia	586	1.4	3 429	1.8
Norway	485	1.2	3 760	2.0
Germany	2 727	6.5	16 355	8.5
Poland	434	1.0	1 693	0.9
Portugal	29	0.1	132	0.1
Romania	283	0.7	761	0.4
Russia	4 616	11.0	51 294	26.8
Slovakia	103	0.2	403	0.2
Slovenia	1 071	2.6	2 621	1.4
Serbia	4 424	10.6	22 769	11.9
Spain	177	0.4	573	0.3
Switzerland including Liechtenstein	398	1.0	1 284	0.7
Sweden	476	1.1	2 555	1.3
Turkey	2 024	4.8	3 125	1.6
Ukraine	512	1.2	7 040	3.7
United Kingdom	1 695	4.0	9 168	4.8
Other European countries	186	0.4	648	0.3

Table 7. Foreign tourist arrivals and overnight stays by countries, October 2015

Countries	Arrivals	Structure, in %	Overnight stays	Structure, in %
Non-European countries	7 490	17.9	14 118	7.4
South Africa	40	0.1	73	0.0
Other African countries	60	0.1	196	0.1
Canada	292	0.7	1 199	0.6
USA	1 236	3.0	2 849	1.5
Other Northern American countries	25	0.1	46	0.0
Argentina	26	0.1	90	0.0
Brazil	108	0.3	255	0.1
Chile	24	0.1	29	0.0
Other Central or South American countries	363	0.9	691	0.4
China (including Hong Kong)	2 206	5.3	2 616	1.4
Japan	441	1.1	577	0.3
Republic of Korea	298	0.7	410	0.2
Israel	992	2.4	1 894	1.0
India	136	0.3	404	0.2
Azerbaijan	36	0.1	116	0.1
Other Asian countries	825	2.0	1 525	0.8
Australia	300	0.7	775	0.4
New Zealand	47	0.1	103	0.1
Oceania and other territories	35	0.1	270	0.1

Table 8. Tourist arrivals and overnight stays, September 2015

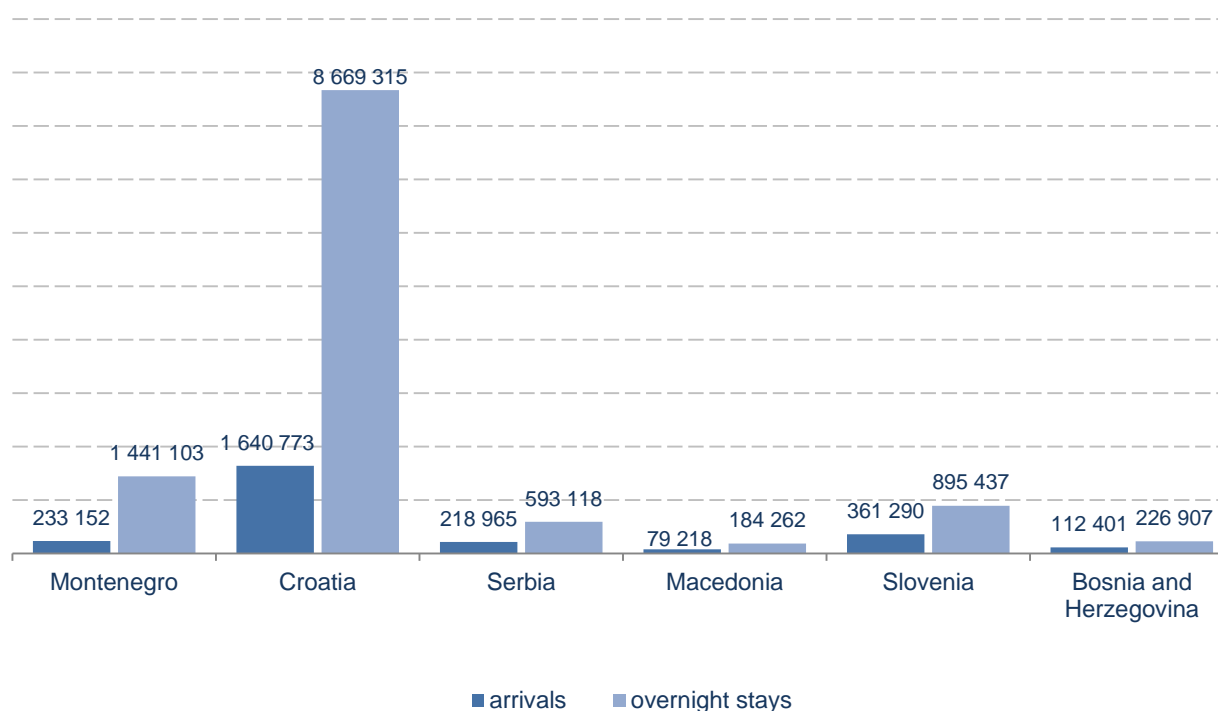
Comparison with the countries of the region

Country	Tourist arrivals			Tourist overnight stays		
	Foreign	Domestic	Total	Foreign	Domestic	Total
	(1)	(2)	(3)=(1)+(2)	(1)	(2)	(3)=(1)+(2)
Montenegro	215 106	18 046	233 152	1 366 028	75 075	1 441 103
Croatia	1 502 640	138 133	1 640 773	8 224 208	445 107	8 669 315
Serbia	115 079	103 886	218 965	229 895	363 223	593 118
Macedonia	60 461	18 757	79 218	131 864	52 398	184 262
Slovenia	275 642	85 648	361 290	633 715	261 722	895 437
Bosnia and Herzegovina ¹⁾	80 506	31 895	112 401	157 924	68 983	226 907

¹⁾ Source: Agency for Statistics of the Bosnia and Herzegovina

Graph 3. Tourist arrivals and overnight stays, September 2015

Comparison with the countries of the region



METHODOLOGICAL NOTES

Data on tourist turnover have been collected by regular Monthly report on tourists arrivals and overnight stays in the accommodation establishments (form TU-11). Reports are made on basis of reception records in guest books.

Tourist is a person who spends at least one night in an accommodation facility or some other object for accommodation of tourist, in a place other than his/her place of permanent residence for the reasons of rest or recreation, health, studies, sports, religion, family, business, public missions or meetings. Tourists do not include migrants, border workers, diplomats, member of military forces in the regular duty, refugees. etc.

Domestic tourist is a person with permanent residence in Montenegro who temporarily resides in any place of Montenegro, and spends at least one night in accommodation facility.

Foreign tourist is a person with permanent residence outside Montenegro, who temporarily resides in any place in Montenegro, and spends at least one night in an accommodation facility.

Published and printed by Statistical Office of Montenegro (MONSTAT)

81000 Podgorica, IV Proleterske 2.

Phone: (+382) 20 230-811, Fax: (+382) 20 230-814

The release prepared by:

Ivana CIMBALJEVIC and Boris MURATOVIC

Phone: +382-20-230 837

e-mail: contact@monstat.org