

When using these data
 please indicate the source

Tourist arrivals and overnight stays 2013

In Montenegro, in 2013, tourists realised 1 492 006 arrivals which is 3.6% more in comparison with the previous year 2012, while they made 9 411 943 overnight stays which is 2.8% more than in 2012. Overnight stays of domestic tourists represent 10.6%, while the foreign tourists represent 89.4% of all overnight stays in 2012.

Concerning the structure of overnight stays of foreign tourists, in 2013, the most of them were realised by tourists from Russia (28.1%), Serbia (25.1%), Bosnia and Herzegovina (7.5%), Ukraine (5.6%), Kosovo (3.3%), Poland (2.7%), Germany (2.3%), France (2.2%). Tourists from other countries realised 23.2% overnight stays.

Concerning the structure of overnight stays by type of resort, the most of them were realised in seaside resorts (97.0%), in capital city (1.2%), in mountain resorts (1.1%), in other tourist resorts and other resorts.

Graph 1. Number of tourist arrivals and overnight stays

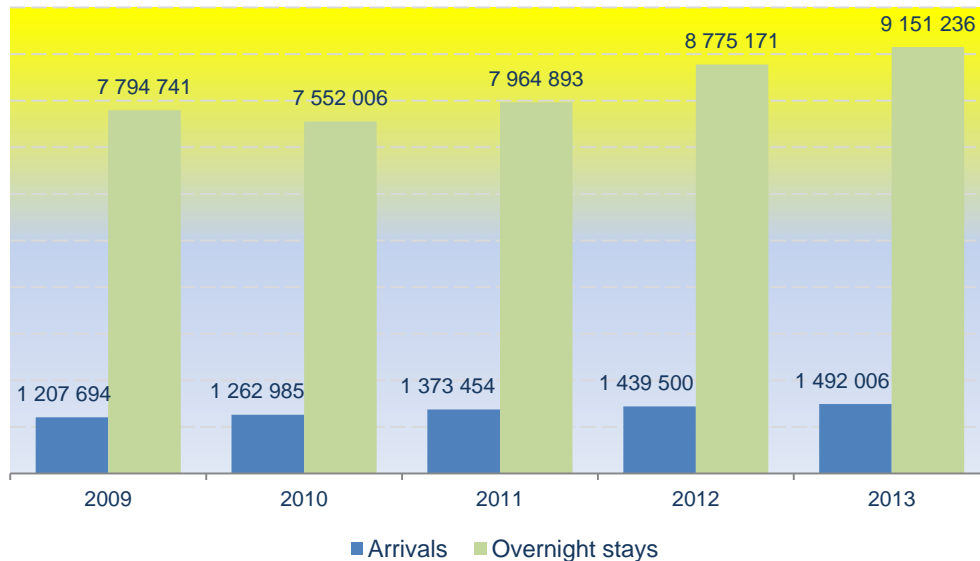


Table 1. Annual indices of tourist arrivals, 2013

Arrivals	2012	2013	Index
			$\frac{2013}{2012}$
Total	1 439 500	1 492 006	103.6
Foreign	1 264 163	1 324 403	104.8
Domestic	175 337	167 603	95.6
Collective accommodation	651 291	694 101	106.6
Individual accommodation	788 209	797 905	101.2

Table 2. Annual indices of tourist overnight stays, 2013

Overnight stays	2012	2013	Index
			$\frac{2013}{2012}$
Total	9 151 236	9 411 943	102.8
Foreign	8 143 007	8 414 215	103.3
Domestic	1 008 229	997 728	99.0
Collective accommodation	3 172 900	3 397 308	107.1
Individual accommodation	5 978 336	6 014 635	100.6

Graph 2. Structure of tourist arrivals and overnight stays, 2013

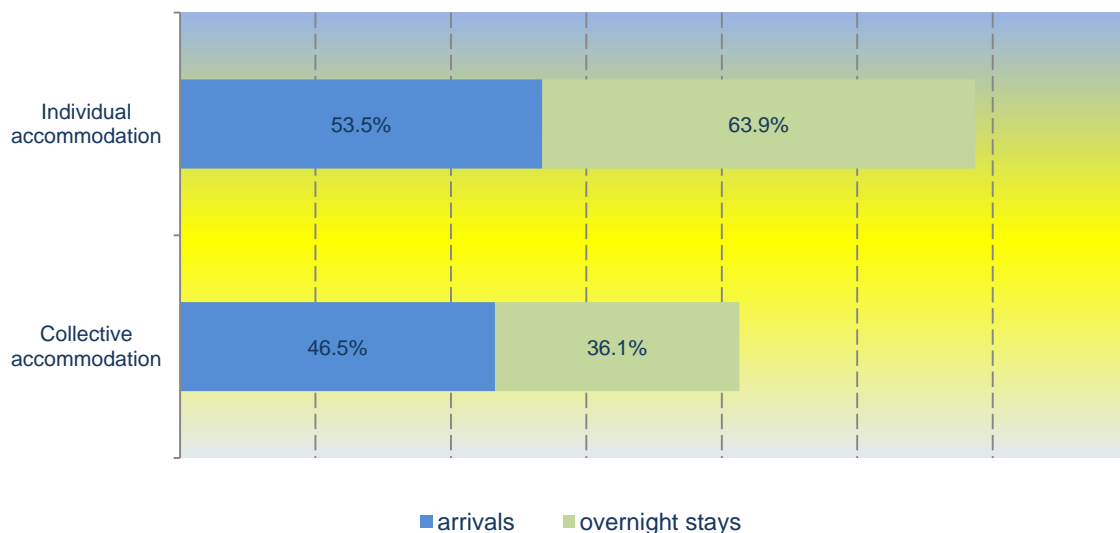


Table 3. Tourist arrivals and overnight stays by type of accommodation facilities, 2013

	Arrivals			Overnight stays			Structure
	Foreign	Domestic	Total	Foreign	Domestic	Total	
	(1)	(2)	(3)=(1)+(2)	(1)	(2)	(3)=(1)+(2)	(3) u %
Total	1 324 403	167 603	1 492 006	8 414 215	997 728	9 411 943	100.0
Collective accommodation facilities	611 675	82 426	694 101	3 011 813	385 495	3 397 308	36.1
Hotels	496 455	64 933	561 388	2 226 395	219 611	2 446 006	26.0
Apart hotels	9 337	260	9 597	58 220	903	59 123	0.6
Boarding houses	7 188	637	7 825	54 933	3 982	58 915	0.6
Motels	341	281	622	522	479	1 001	0.0
Tourist resorts	67 990	2 525	70 515	444 063	11 713	455 776	4.8
Tourist apartments	442	141	583	1 484	456	1 940	0.0
Inns	86		86	454		454	0.0
Spa	7 702	7334	15 036	91 118	107 296	198 414	2.1
Vacation facilities	15 067	5 453	20 520	111 563	36 738	148 301	1.6
Camping sites	5 731	352	6 083	2 1153	747	21 900	0.2
Overnight accommodation (hostels)	1 336	510	1 846	1 908	3 570	5 478	0.1
Individual accommodation facilities	712 728	85 177	797 905	5 402 402	612 233	6 014 635	63.9
Private rooms	471 817	37 396	509 213	3 464 649	237 105	3 701 754	39.3
Apartments	7 114	95	7 209	61 233	193	61 426	0.7
Private houses	233 797	47 686	281 483	1 876 520	374 935	2 251 455	23.9

Graph 3. Structure of tourist overnight stays by type of accommodation facilities, 2013

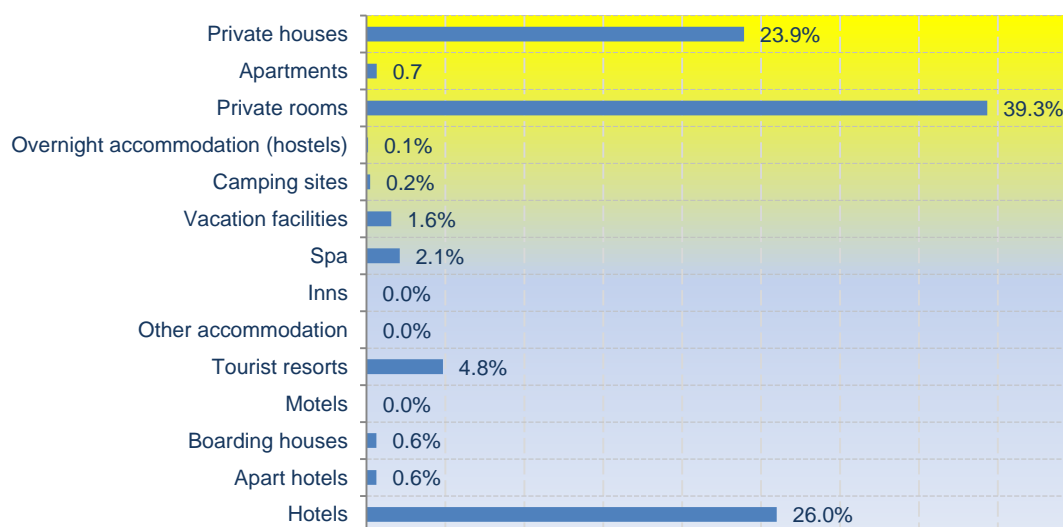


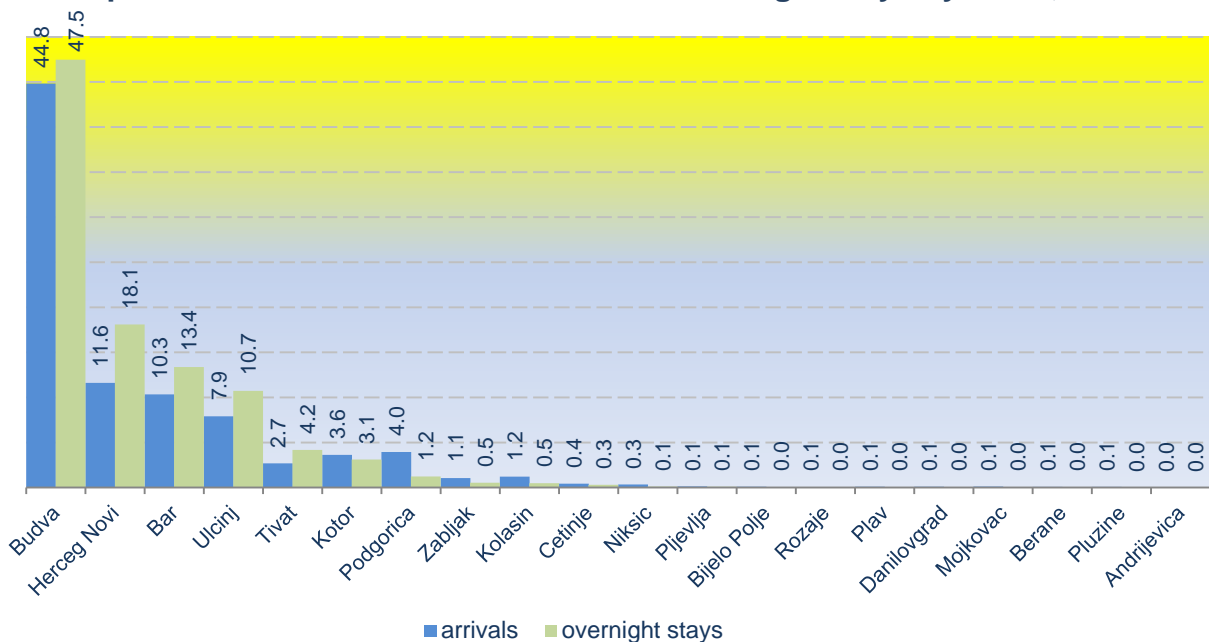
Table 4. Foreign tourist arrivals and overnight stays by countries, 2013

Countries	Arrivals	Structure, in %	Overnight stays	Structure, in %
Foreign tourists	1 324 403	100.0	8 414 215	100.0
Europe	1 271 614	96.0	8 249 169	98.0
Albania	25 971	2.0	104 310	1.2
Austria	16 889	1.3	75 394	0.9
Belgium	8 169	0.6	39 252	0.5
Belarus	20 734	1.6	135 989	1.6
Bosnia and Herzegovina	91 453	6.9	631 588	7.5
Bulgaria	7 117	0.5	24 090	0.3
Czech Republic	27 286	2.1	177 406	2.1
Danmark	2 820	0.2	12 606	0.1
Estonia	1 046	0.1	5 366	0.1
Finland	2 107	0.2	7 021	0.1
France	36 602	2.8	186 653	2.2
Greece	4 881	0.4	11 062	0.1
Netherlands	5 501	0.4	27 880	0.3
Croatia	23 358	1.8	102 040	1.2
Ireland	3 363	0.3	17 202	0.2
Island	580	0.0	1 883	0.0
Italy	31 066	2.3	124 663	1.5
Kosovo	35 327	2.7	276 751	3.3
Latvia	1 337	0.1	5 025	0.1
Lithuania	4 911	0.4	32 097	0.4
Luxembourg	1 335	0.1	5 688	0.1
Hungary	17 677	1.3	91 746	1.1
Macedonia	22 497	1.7	179 527	2.1
Norway	8 069	0.6	59 172	0.7
Germany	34 722	2.6	190 827	2.3
Poland	44 764	3.4	227 413	2.7
Portugal	2 715	0.2	12 456	0.1
Romania	18 867	1.4	98 391	1.2
Russia	300 177	22.7	2 367 000	28.1
Slovakia	8 113	0.6	51 709	0.6
Slovenia	16 651	1.3	63 495	0.8
Serbia	303 135	22.9	2 115 867	25.1
Switzerland	8 927	0.7	39 722	0.5
Sweden	9 566	0.7	55 541	0.7
Spain	3 349	0.3	12 195	0.1
Turkey	18 428	1.4	33 305	0.4
Ukraine	65 649	5.0	467 782	5.6
Great Britain	23 885	1.8	122 334	1.5
Other european countries	12 570	0.9	56 721	0.7
Non-european countries	52 789	4.0	165 046	2.0
Australia	3 921	0.3	16 761	0.2
Israel	10 077	0.8	19 784	0.2
Japan	2 231	0.2	3 546	0.0
Canada	3 020	0.2	11 251	0.1
New Zeland	718	0.1	1 661	0.0
USA	10 414	0.8	34 264	0.4
Other non-european countries	22 408	1.7	77 779	0.9

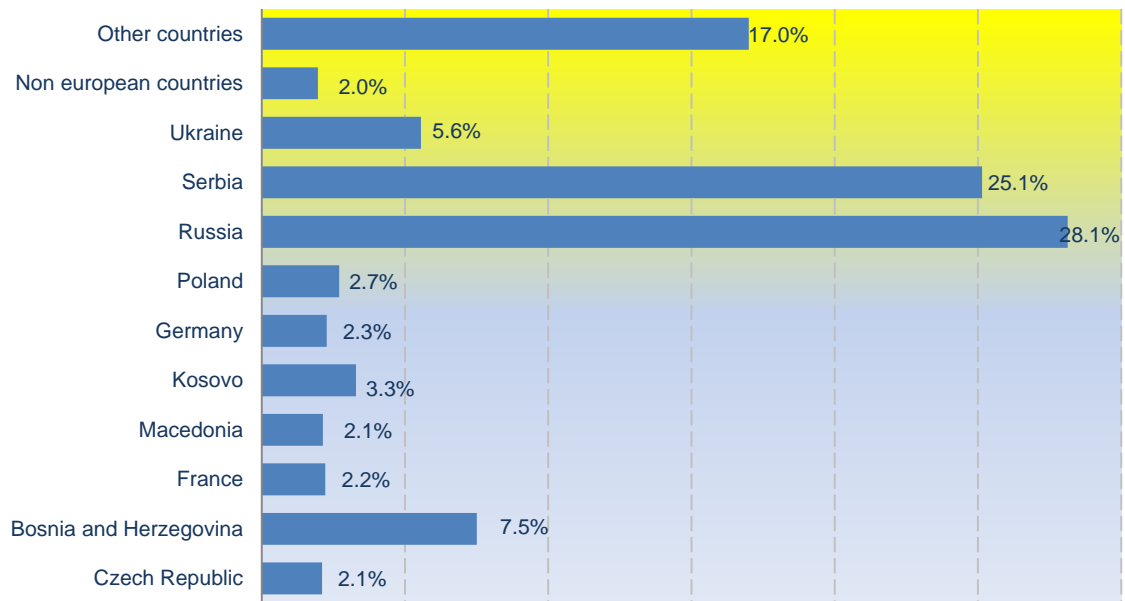
Table 5. Tourist arrivals and overnight stays by cities, 2013

City	Tourist arrivals				Overnight stays			
	Foreign	Domestic	Total	Structure	Foreign	Domestic	Total	Structure
	(1)	(2)	(3)=(1)+(2)	(3) in %	(1)	(2)	(3)=(1)+(2)	(3) in %
Total	1 324 403	167 603	1 492 006	100.0	8 414 215	997 728	9 411 943	100.0
Andrijevisa	238	93	238	0.0	285	119	404	0.0
Bar	154 171	11 287	154 171	10.3	1 203 442	55 058	1 258 500	13.4
Berane	1 216	893	1 216	0.1	1 610	1 245	2 855	0.0
Bijelo Polje	1 538	1 331	1 538	0.1	2 216	1 746	3 962	0.0
Budva	668 931	59 510	668 931	44.8	4 146 313	322 600	4 468 913	47.5
Cetinje	6 559	3 582	6 559	0.4	10 448	18 926	29 374	0.3
Danilovgrad	1 393	143	1 393	0.1	2 758	160	2 918	0.0
Herceg Novi	173 337	38 615	173 337	11.6	1 368 830	334 993	1 703 823	18.1
Kolasin	18 026	4 667	18 026	1.2	36 646	9 766	46 412	0.5
Kotor	54 241	2 780	54 241	3.6	279 207	14 548	293 755	3.1
Mojkovac	1 691	383	1 691	0.1	2 117	767	2 884	0.0
Niksic	5 092	604	5 092	0.3	8 716	1 171	9 887	0.1
Plav	1 422	585	1 422	0.1	2 091	1 290	3 381	0.0
Pljevlja	1 821	1 603	1 821	0.1	3 675	4 786	8 461	0.1
Pluzine	1 106	248	1 106	0.1	1 840	466	2 306	0.0
Podgorica	59 017	6 119	59 017	4.0	99 973	16 559	116 532	1.2
Rozaje	875	550	875	0.1	2 507	1 369	3 876	0.0
Tivat	39 961	5 898	39 961	2.7	374 141	18 784	392 925	4.2
Ulcinj	118 037	20 982	118 037	7.9	838 441	171 165	1 009 606	10.7
Zabljak	15 731	7 730	15 731	1.1	28 959	22 210	51 169	0.5

Graph 4. Structure of tourist arrivals and overnight stays by cities, 2013



Graph 5. Structure of foreign tourist arrivals by largest share, 2013



Graph 6. Structure of tourist arrivals by type of tourist resorts, 2013

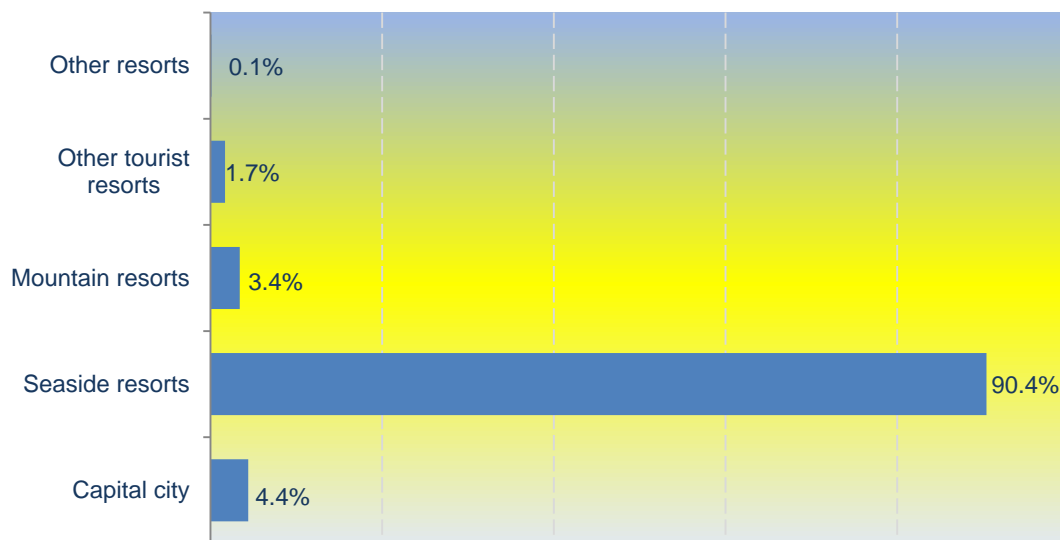


Table 6. Accommodation capacities, situation as on 31 August 2013

	Number of accommodation facilities	Number of rooms	Total number of beds	Number of permanent beds	Number of auxiliary beds
Total	333	67 078	163 149	149 025	14 124
Collective accommodation facilities	333	18 385	41 927	39 826	2 101
Hotels	255	12 246	27 643	25 670	1 973
Apart hotels	10	303	865	830	35
Boarding houses	15	314	728	716	12
Motels	5	61	110	110	
Tourist resorts	7	2 579	5 437	5 357	80
Inns	1	10	23	23	0
Spa	1	807	1 457	1 457	
Vacation facilities	22	1 046	3 474	3 474	
Camping sites	12	972	2 012	2 011	1
Hostels	2	12	49	49	
Other accommodation	3	35	129	129	
Individual accommodation facilities		48 693	121 222	109 199	12 023
Private rooms		19 257	51 955	43 958	7 997
Apartments		615	1 490	1 320	170
Private houses		28 821	67 777	63 921	3 856

METHODOLOGICAL NOTES

The data on tourist turnover have been collected by regular monthly report on tourists arrivals and overnight stays in the accommodation establishments (form TU-11). Reports are made on basis of reception records in guest books.

Tourist is a person who spends at least one night in an accommodation facility or some other object for accommodation of tourist, in a place other than his/her place of permanent residence for the reasons of rest or recreation, health, studies, sports, religion, family, business, public missions or meetings. Tourists do not include migrants, border workers, diplomats, member of military forces in the regular duty, refugees. etc.

Domestic tourist is a person with permanent residence in Montenegro who temporarily resides in any place of Montenegro, and spends at least one night in accommodation facility.

Foreign tourist is a person with permanent residence outside Montenegro, who temporarily resides in any place in Montenegro, and spends at least one night in an accommodation facility.

**Published and printed by Statistical Office of Montenegro (MONSTAT)
81000 Podgorica, IV Proleterske 2. Phone: (+382) 20 230-811, Fax: (+382) 20 230-814**

The release prepared by:

Ivana Cimbaljevic

Phone: +382-20-230 837

contact@monstat.org