

Tourist arrivals and overnight stays October 2012

In Montenegro, in October 2012, tourists realised 37 334 arrivals which is 6.0% more than in October 2011, while they made 142 121 overnight stays which is 2.6% more than in October 2011. Overnight stays of domestic tourists represent 18.1%, while the foreign tourists represent 81.9% of all overnight stays in October 2012.

Concerning the structure of overnight stays of foreign tourists, in October 2012, the most of them were realised by tourists from Russia (23.5%), Serbia (12.5%), Great Britain (8.1%), Germany (7.8%), Bosnia and Herzegovina (5.7%), France (5.3%), Albania (3.4%), Austria (3.2%). Tourists from other countries realised 30.5% overnight stays.

Concerning the structure of overnight stays by type of resort, the most of them were realised in seaside resorts (87.6%), in capital city (6.5%), in other tourist resorts (3.0%), in mountain resorts and other resorts.

Graph 1. Annual indices of tourist arrivals and overnight stays

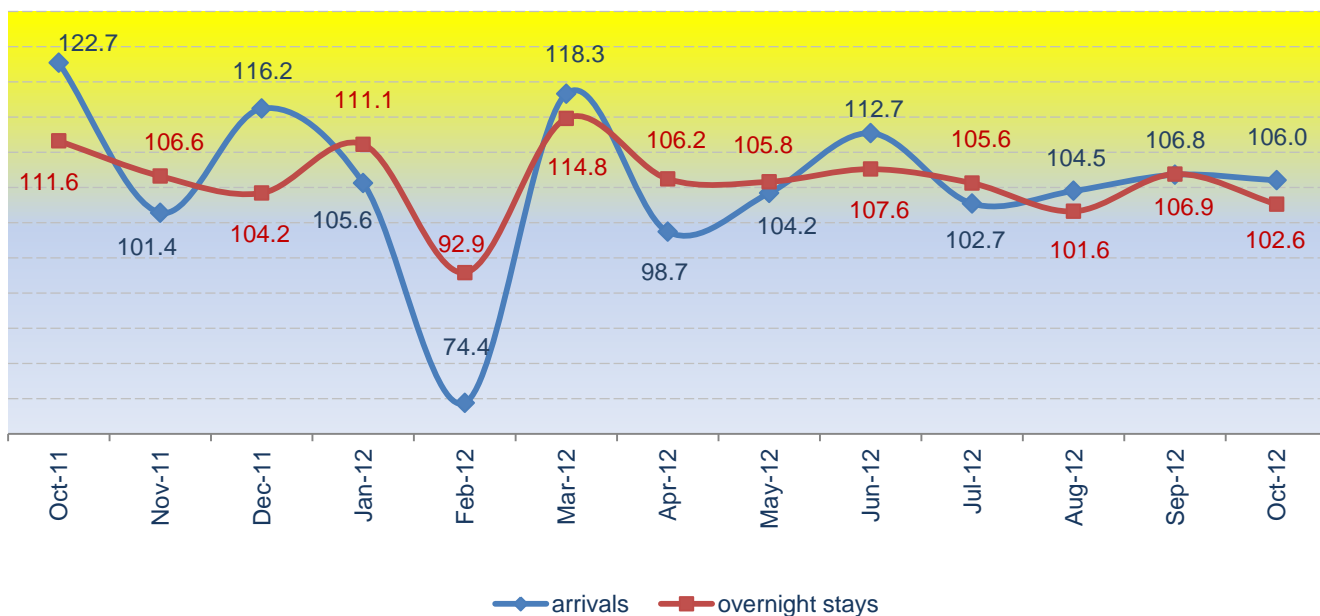


Table 1. Indices of tourist arrivals and overnight stays, October 2012

Indices	<u>Oct 2012</u> Ø2010	<u>Oct 2012</u> Sep 2012	<u>Oct 2012</u> Oct 2011	<u>Jan-Oct 2012</u> Jan-Oct 2011
Index of tourist arrivals	35.5	17.3	106.0	104.9
Index of tourist overnight stays	21.4	11.6	102.6	104.3

Table 2. Tourist arrivals and overnight stays

Month	Tourist arrivals			Tourist overnight stays		
	Foreign	Domestic	Total	Foreign	Domestic	Total
	(1)	(2)	(3)=(1)+(2)	(1)	(2)	(3)=(1)+(2)
2012						
Jan	11 071	5 157	16 228	42 864	19 383	62 247
Feb	8 764	3 027	11 791	36 683	15 116	51 799
Mar	16 219	5 681	21 900	59 320	21 424	80 744
Apr	26 965	5 009	31 974	103 563	21 447	125 010
May	67 573	13 654	81 227	334 205	58 847	393 052
Jun	138 878	16 161	155 039	888 529	76 848	965 377
July	321 370	37 513	359 243	2 142 863	233 092	2 375 955
Aug	421 148	54 706	475 854	3 195 470	416 115	3 611 585
Sep	194 855	20 643	215 498	1 128 245	94 413	1 222 658
Oct	31 055	6 279	37 334	116 408	25 713	142 121
2011	1 201 099	172 355	1 373 454	7 818 803	965 368	8 775 171
Jan	9 544	5 830	15 374	35 203	20 803	56 006
Feb	11 506	4 334	15 840	39 763	15 988	55 751
Mar	13 224	5 292	18 516	47 974	22 362	70 336
Apr	26 763	5 617	32 380	96 129	21 592	117 721
May	62 685	15 282	77 967	303 790	67 696	371 486
Jun	121 408	16 168	137 576	813 319	84 197	897 516
July	318 742	31 059	349 801	2 092 142	158 351	2 250 493
Aug	403 955	51 230	455 185	3 150 092	405 986	3 556 078
Sep	180 263	21 608	201 871	1 042 800	100 945	1 143 745
Oct	27 906	7 315	35 221	106 415	32 101	138 516
Nov	13 359	3 995	17 354	53 836	17 334	71 170
Dec	11 744	4 625	16 369	37 340	9 013	46 353
2010	1 087 794	175 191	1 262 985	6 977 860	987 033	7 964 893
Jan	9 138	5 062	14 200	38 477	18 620	57 097
Feb	12 457	4 609	17 066	47 164	17 296	64 460
Mar	13 049	4 157	17 206	51 761	19 528	71 289
Apr	20 824	5 097	25 921	79 323	17 740	97 063
May	65 371	13 777	79 148	315 496	62 229	377 725
Jun	106 161	15 175	121 336	715 204	91 662	806 866
July	279 472	40 815	320 287	1 843 520	250 787	2 094 307
Aug	384 065	48 203	432 268	2 830 076	338 858	3 168 934

Table 3. Indices of tourist arrivals and overnight stays

Month	Indices of tourist arrivals			Indices of tourist overnight stays		
	2010=100	monthly indices	annual indices	2010=100	monthly indices	annual indices
2012						
Jan	15.4	99.1	105.6	9.4	134.3	111.1
Feb	11.2	72.6	74.4	7.8	83.2	92.9
Mar	20.8	185.7	118.3	12.2	155.9	114.8
Apr	30.4	146.0	98.7	18.8	154.8	106.2
May	77.2	254.0	104.2	59.2	314.4	105.8
Jun	147.3	190.9	112.7	145.4	245.6	107.6
July	341.3	231.7	102.7	358.0	246.1	105.6
Aug	452.1	132.5	104.5	544.1	152.0	101.6
Sep	204.8	45.3	106.8	184.2	33.9	106.9
Oct	35.5	17.3	106.0	21.4	11.6	102.6
2011	108.7			110.2		
Jan	14.6	109.1	108.3	8.4	125.9	98.1
Feb	15.1	103	92.8	8.4	99.5	86.5
Mar	17.6	116.9	107.6	10.6	126.2	98.7
Apr	30.8	174.9	124.9	17.7	167.4	121.3
May	74.1	240.8	98.5	56	315.6	98.3
Jun	130.7	176.5	113.4	135.2	241.6	111.2
July	332.4	254.3	109.2	339.1	250.7	107.5
Aug	432.5	130.1	105.3	535.8	158	112.2
Sep	191.8	44.3	114.9	172.3	32.2	115.3
Oct	33.5	17.4	122.7	20.9	12.1	111.6
Nov	16.5	49.3	101.4	10.7	51.4	106.6
Dec	15.6	94.3	116.2	7	65.1	104.2
Ø 2010	100.0			100.0		
Jan	13.5	101	80.8	8.6	120.1	67.7
Feb	16.2	120.2	85.4	9.7	112.9	72.5
Mar	16.3	100.8	90.1	10.7	110.6	85.6
Apr	24.6	150.7	87.2	14.6	136.2	78.5
May	75.2	305.3	105	56.9	389.2	105.1
Jun	115.3	153.3	106.3	121.6	213.6	108.8
July	304.3	264	104.5	315.5	259.6	106.1
Aug	410.7	135	108.1	477.4	151.3	108
Sep	166.9	40.6	107.7	149.4	31.3	109.3
Oct	27.3	16.3	85.2	18.7	12.5	86.5
Nov	16.3	59.6	114.8	10.1	53.8	104.8
Dec	13.4	82.3	100.3	6.7	66.6	93.6

Table 4. Tourist arrivals and overnight stays by cities, October 2012

City	Tourist arrivals				Overnight stays			
	Foreign	Domestic	Total	Structure	Foreign	Domestic	Total	Structure
	(1)	(2)	(3)=(1)+(2)	(3) in %	(1)	(2)	(3)=(1)+(2)	(3) in %
Total	31 055	6 279	37 334	100.0	116 408	25 713	142 121	100.0
Budva	17 032	1 734	18 766	50.3	59 601	3 896	63 497	44.7
Herceg Novi	1 621	1 170	2 791	7.5	10 074	12 921	22 995	16.2
Bar	1 348	373	1 721	4.6	16 462	1 198	17 660	12.4
Tivat	1 436	617	2 053	5.5	11 108	1 259	12 367	8.7
Podgorica	4 587	395	4 982	13.3	8 363	876	9 239	6.5
Kotor	1 340	241	1 581	4.2	3 627	354	3 981	2.8
Ulcinj	528	362	890	2.4	1 473	2 445	3918	2.8
Kolasin	788	150	938	2.5	1 320	239	1 559	1.1
Žabljak	609	218	827	2.2	901	443	1 344	0.9
Niksic	444	255	699	1.9	962	377	1 339	0.9
Cetinje	300	177	477	1.3	769	548	1 317	0.9
Pljevlja	178	206	384	1.0	273	319	592	0.4
Rozaje	46	19	65	0.2	148	311	459	0.3
Mojkovac	233	40	273	0.7	372	48	420	0.3
Bijelo Polje	176	112	288	0.8	263	140	403	0.3
Danilovgrad	214	10	224	0.6	368	12	380	0.3
Berane	82	182	264	0.7	124	197	321	0.2
Plav	58	9	67	0.2	156	121	277	0.2
Andrijevica	35	9	44	0.1	44	9	53	0.0

Graph 2. Structure of tourist arrivals and overnight stays by cities, October 2012

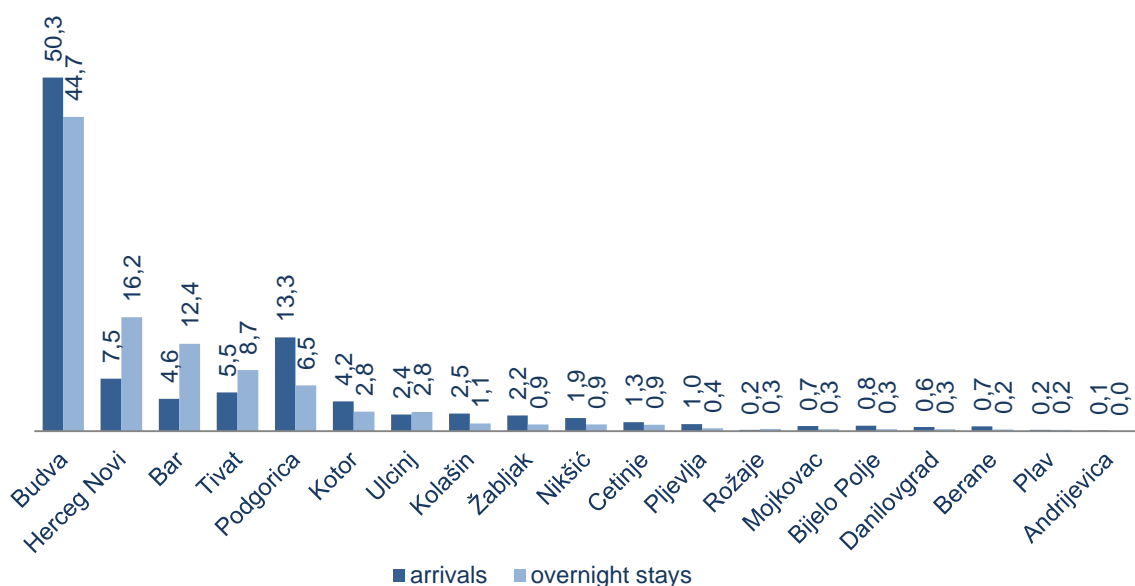


Table 5. Foreign tourist arrivals and overnight stays by countries, October 2012

Countries	Arrivals	Structure, in %	Overnight stays	Structure, in %
Foreign tourists	31 055	100.0	116 408	100.0
Europe	27 144	87.4	108 946	93.6
Albania	1 460	4.7	3 902	3.4
Austria	1 287	4.1	3 679	3.2
Belgium	107	0.3	597	0.5
Belarus	32	0.1	285	0.2
Bosnia and Herzegovina	1 279	4.1	6 625	5.7
Bulgaria	401	1.3	727	0.6
Czech Republic	145	0.5	289	0.2
Danmark	74	0.2	216	0.2
Estonia	23	0.1	166	0.1
Finland	164	0.5	698	0.6
France	1 251	4.0	6 164	5.3
Greece	644	2.1	1 241	1.1
Netherlands	185	0.6	1 046	0.9
Croatia	1 323	4.3	3 089	2.7
Ireland	102	0.3	329	0.3
Island	16	0.1	50	0.0
Italy	966	3.1	2 199	1.9
Kosovo	299	1.0	1 630	1.4
Latvia	26	0.1	105	0.1
Lithuania	83	0.3	294	0.3
Luxembourg	9	0.0	24	0.0
Hungary	286	0.9	603	0.5
Macedonia	512	1.6	2 975	2.6
Norway	238	0.8	1 457	1.3
Germany	1 855	6.0	9 114	7.8
Poland	444	1.4	1 117	1.0
Portugal	35	0.1	75	0.1
Romania	142	0.5	620	0.5
Russia	4 156	13.4	27 367	23.5
Slovakia	79	0.3	435	0.4
Slovenia	672	2.2	1 558	1.3
Serbia	4 293	13.8	14 501	12.5
Switzerland	257	0.8	630	0.5
Sweden	154	0.5	754	0.6
Spain	127	0.4	230	0.2
Turkey	2 096	6.7	2 494	2.1
Ukraine	233	0.8	1 590	1.4
Great Britain	1 426	4.6	9 384	8.1
Other european countries	263	0.8	687	0.6
Non-european countries	3 911	12.6	7 462	6.4
Australia	131	0.4	345	0.3
Israel	1 121	3.6	1 728	1.5
Japan	112	0.4	155	0.1
Canada	189	0.6	502	0.4
New Zeland	24	0.1	35	0.0
USA	535	1.7	1 846	1.6
Other non-european countries	1 799	5.8	2 851	2.4

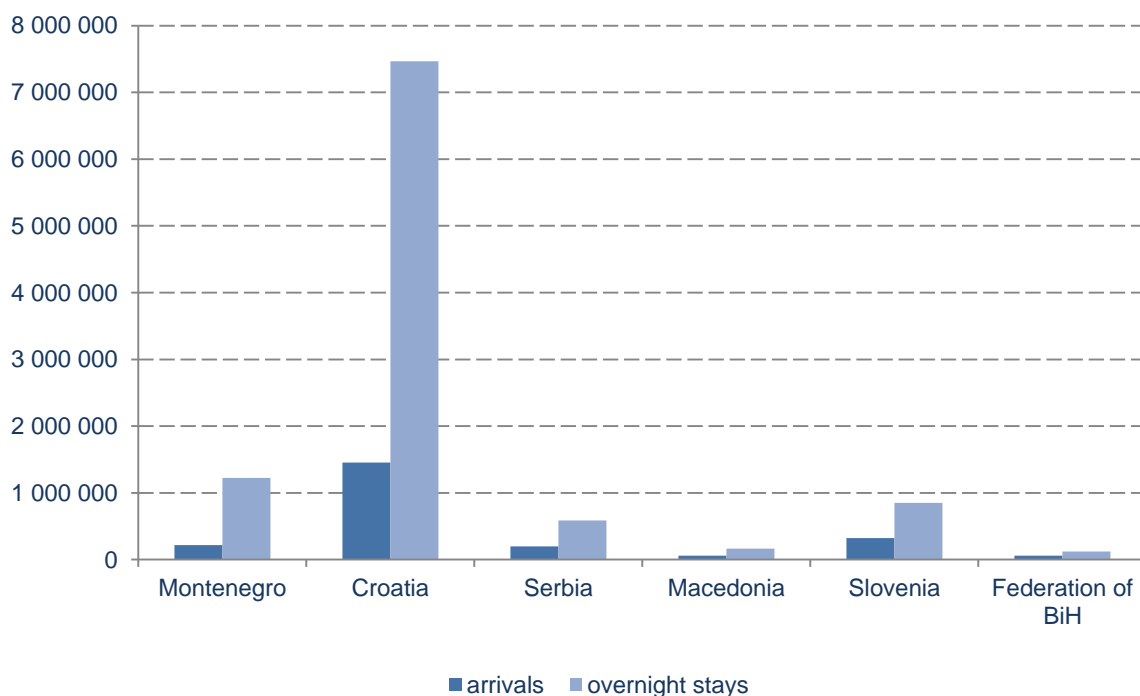
Table 6. Tourist arrivals and overnight stays, September 2012

Comparison with the countries of the region

Country	Tourist arrivals			Tourist overnight stays		
	Foreign	Domestic	Total	Foreign	Domestic	Total
	(1)	(2)	(3)=(1)+(2)	(1)	(2)	(3)=(1)+(2)
Montenegro	194 855	20 643	215 498	1 128 245	94 413	1 222 658
Croatia	1 321 413	131 575	1 452 988	7 055 877	408 206	7 464 083
Serbia	86 444	111 605	198 049	179 128	408 242	587 370
Macedonia	41 097	19 331	60 428	105 216	61 127	166 343
Slovenia	235 830	86 407	322 237	579 531	270 561	850 092
Federation of BiH	44 666	14 335	59 001	90 783	30 399	121 182

Graph 3. Tourist arrivals and overnight stays, September 2012

Comparison with the countries of the region



METHODOLOGICAL NOTES

Data on tourist turnover have been collected by regular Monthly report on tourists arrivals and overnight stays in the accommodation establishments (form TU-11). Reports are made on basis of reception records in guest books.

Tourist is a person who spends at least one night in an accommodation facility or some other object for accommodation of tourist, in a place other than his/her place of permanent residence for the reasons of rest or recreation, health, studies, sports, religion, family, business, public missions or meetings. Tourists do not include migrants, border workers, diplomats, member of military forces in the regular duty, refugees. etc.

Domestic tourist is a person with permanent residence in Montenegro who temporarily resides in any place of Montenegro, and spends at least one night in accommodation facility.

Foreign tourist is a person with permanent residence outside Montenegro, who temporarily resides in any place in Montenegro, and spends at least one night in an accommodation facility.

Published and printed by Statistical Office of Montenegro (MONSTAT)
81000 Podgorica, IV Proleterske 2. Phone: (+382) 20 230-811, Fax: (+382) 20 230-814

The release prepared by:

Ivana BOSKOVIC

Phone: +382-20-230 837

contact@monstat.org