

Tourist arrivals and overnight stays November 2012

In Montenegro, in November 2012, tourists realised 17 631 arrivals which is 1.6% more than in November 2011, while they made 72 474 overnight stays which is 1.8% more than in November 2011. Overnight stays of domestic tourists represent 21.2% while the foreign tourists represent 78.8% of all overnight stays in November 2012.

Concerning the structure of overnight stays of foreign tourists, in November 2012, the most of them were realised by tourists from Serbia (20.2%), Russia (18.3%), Bosnia and Herzegovina (15.6%), Germany (5.6%), Macedonia (5.0%), Italy (5.0%), Albania (3.8%), Croatia (3.8%) Tourists from other countries realised 22.7% overnight stays.

Concerning the structure of overnight stays by type of resort, the most of them were realised in seaside resorts (79.9%), in capital city (11.8%), in other tourist resorts (5.1%), in mountain resorts and other resorts.

Graph 1. Annual indices of tourist arrivals and overnight stays

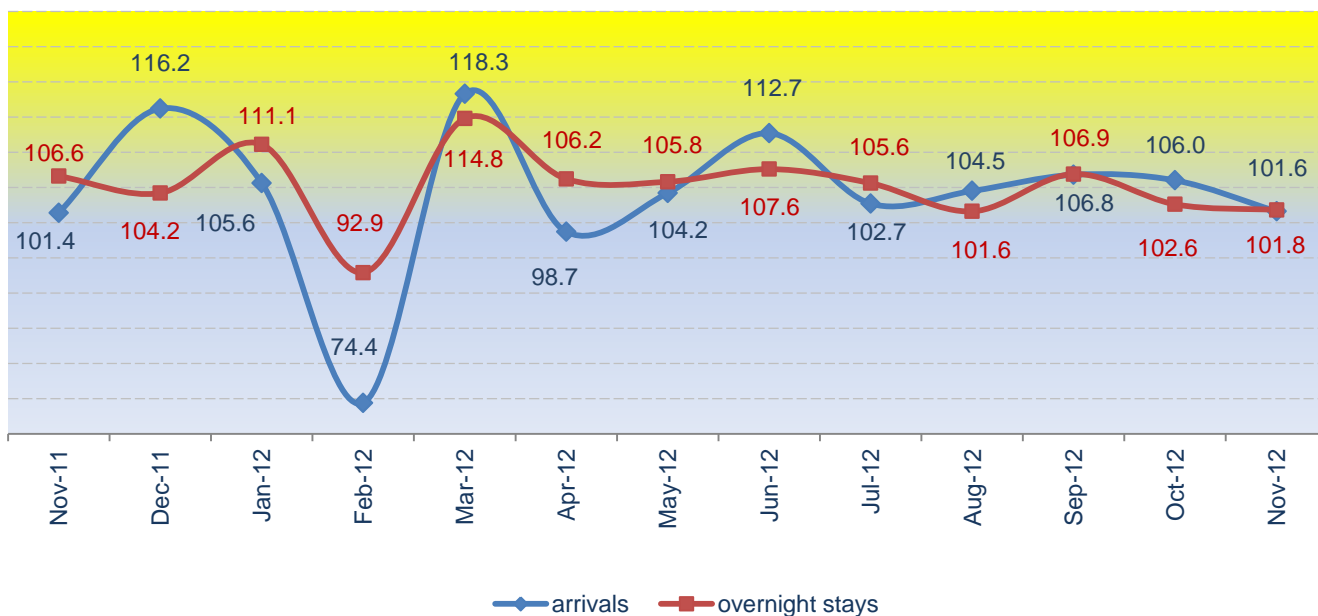


Table 1. Indices of tourist arrivals and overnight stays, November 2012

Indices	Nov 2012 Ø2010	Nov 2012 Oct 2012	Nov 2012 Nov 2011	Jan-Nov 2012 Jan-Nov 2011
Index of tourist arrivals	16.8	47.2	101.6	104.9
Index of tourist overnight stays	10.9	51.0	101.8	104.3

Table 2. Tourist arrivals and overnight stays

Month	Tourist arrivals			Tourist overnight stays		
	Foreign	Domestic	Total	Foreign	Domestic	Total
	(1)	(2)	(3)=(1)+(2)	(1)	(2)	(3)=(1)+(2)
2012						
Jan	11 071	5 157	16 228	42 864	19 383	62 247
Feb	8 764	3 027	11 791	36 683	15 116	51 799
Mar	16 219	5 681	21 900	59 320	21 424	80 744
Apr	26 965	5 009	31 974	103 563	21 447	125 010
May	67 573	13 654	81 227	334 205	58 847	393 052
Jun	138 878	16 161	155 039	888 529	76 848	965 377
July	321 370	37 513	359 243	2 142 863	233 092	2 375 955
Aug	421 148	54 706	475 854	3 195 470	416 115	3 611 585
Sep	194 855	20 643	215 498	1 128 245	94 413	1 222 658
Oct	31 055	6 279	37 334	116 408	25 713	142 121
Nov	14 351	3 280	17 631	57 082	15 392	72 474
2011	1 201 099	172 355	1 373 454	7 818 803	965 368	8 775 171
Jan	9 544	5 830	15 374	35 203	20 803	56 006
Feb	11 506	4 334	15 840	39 763	15 988	55 751
Mar	13 224	5 292	18 516	47 974	22 362	70 336
Apr	26 763	5 617	32 380	96 129	21 592	117 721
May	62 685	15 282	77 967	303 790	67 696	371 486
Jun	121 408	16 168	137 576	813 319	84 197	897 516
July	318 742	31 059	349 801	2 092 142	158 351	2 250 493
Aug	403 955	51 230	455 185	3 150 092	405 986	3 556 078
Sep	180 263	21 608	201 871	1 042 800	100 945	1 143 745
Oct	27 906	7 315	35 221	106 415	32 101	138 516
Nov	13 359	3 995	17 354	53 836	17 334	71 170
Dec	11 744	4 625	16 369	37 340	9 013	46 353
2010	1 087 794	175 191	1 262 985	6 977 860	987 033	7 964 893
Jan	9 138	5 062	14 200	38 477	18 620	57 097
Feb	12 457	4 609	17 066	47 164	17 296	64 460
Mar	13 049	4 157	17 206	51 761	19 528	71 289
Apr	20 824	5 097	25 921	79 323	17 740	97 063
May	65 371	13 777	79 148	315 496	62 229	377 725
Jun	106 161	15 175	121 336	715 204	91 662	806 866

Table 3. Indices of tourist arrivals and overnight stays

Month	Indices of tourist arrivals			Indices of tourist overnight stays		
	2010=100	monthly indices	annual indices	2010=100	monthly indices	annual indices
2012						
Jan	15.4	99.1	105.6	9.4	134.3	111.1
Feb	11.2	72.6	74.4	7.8	83.2	92.9
Mar	20.8	185.7	118.3	12.2	155.9	114.8
Apr	30.4	146.0	98.7	18.8	154.8	106.2
May	77.2	254.0	104.2	59.2	314.4	105.8
Jun	147.3	190.9	112.7	145.4	245.6	107.6
July	341.3	231.7	102.7	358.0	246.1	105.6
Aug	452.1	132.5	104.5	544.1	152.0	101.6
Sep	204.8	45.3	106.8	184.2	33.9	106.9
Oct	35.5	17.3	106.0	21.4	11.6	102.6
Nov	16.8	47.2	101.6	10.9	51.0	101.8
2011	108.7			110.2		
Jan	14.6	109.1	108.3	8.4	125.9	98.1
Feb	15.1	103	92.8	8.4	99.5	86.5
Mar	17.6	116.9	107.6	10.6	126.2	98.7
Apr	30.8	174.9	124.9	17.7	167.4	121.3
May	74.1	240.8	98.5	56	315.6	98.3
Jun	130.7	176.5	113.4	135.2	241.6	111.2
July	332.4	254.3	109.2	339.1	250.7	107.5
Aug	432.5	130.1	105.3	535.8	158	112.2
Sep	191.8	44.3	114.9	172.3	32.2	115.3
Oct	33.5	17.4	122.7	20.9	12.1	111.6
Nov	16.5	49.3	101.4	10.7	51.4	106.6
Dec	15.6	94.3	116.2	7	65.1	104.2
Ø 2010	100.0			100.0		
Jan	13.5	101	80.8	8.6	120.1	67.7
Feb	16.2	120.2	85.4	9.7	112.9	72.5
Mar	16.3	100.8	90.1	10.7	110.6	85.6
Apr	24.6	150.7	87.2	14.6	136.2	78.5
May	75.2	305.3	105	56.9	389.2	105.1
Jun	115.3	153.3	106.3	121.6	213.6	108.8
July	304.3	264	104.5	315.5	259.6	106.1
Aug	410.7	135	108.1	477.4	151.3	108
Sep	166.9	40.6	107.7	149.4	31.3	109.3
Oct	27.3	16.3	85.2	18.7	12.5	86.5
Nov	16.3	59.6	114.8	10.1	53.8	104.8
Dec	13.4	82.3	100.3	6.7	66.6	93.6

Table 4. Tourist arrivals and overnight stays by cities, November 2012

City	Tourist arrivals				Overnight stays			
	Foreign	Domestic	Total	Structure	Foreign	Domestic	Total	Structure
	(1)	(2)	(3)=(1)+(2)	(3) in %	(1)	(2)	(3)=(1)+(2)	(3) in %
Total	14 351	3 280	17 631	100.0	57 082	15 392	72 474	100.0
Herceg Novi	593	491	1 084	6.1	9 618	8 686	18 304	25.3
Bar	1 757	253	2 010	11.4	14 864	1 024	15 888	21.9
Budva	4 979	617	5 596	31.7	12 751	1 310	14 061	19.4
Podgorica	3 865	471	4 336	24.6	7 564	976	8 540	11.8
Tivat	700	267	967	5.5	6 688	582	7 270	10.0
Bijelo Polje	130	152	282	1.6	1 138	644	1 782	2.5
Kotor	802	22	824	4.7	1 643	26	1 669	2.3
Kolasin	400	337	737	4.2	664	601	1 265	1.7
Niksic	310	143	453	2.6	577	240	817	1.1
Ulcinj	100	73	173	1.0	134	437	571	0.8
Pljevlja	161	100	261	1.5	235	265	500	0.7
Danilovgrad	147	15	162	0.9	399	32	431	0.6
Cetinje	99	23	122	0.7	271	128	399	0.6
Žabljak	151	80	231	1.3	203	159	362	0.5
Berane	70	195	265	1.5	93	222	315	0.4
Rozaje	35	7	42	0.2	141	9	150	0.2
Mojkovac	17	14	31	0.2	57	23	80	0.1
Andrijevisa	25	20	45	0.3	32	28	60	0.1
Plav	10	0	10	0.1	10	0	10	0.0

Graph 2. Structure of tourist arrivals and overnight stays by cities, November 2012

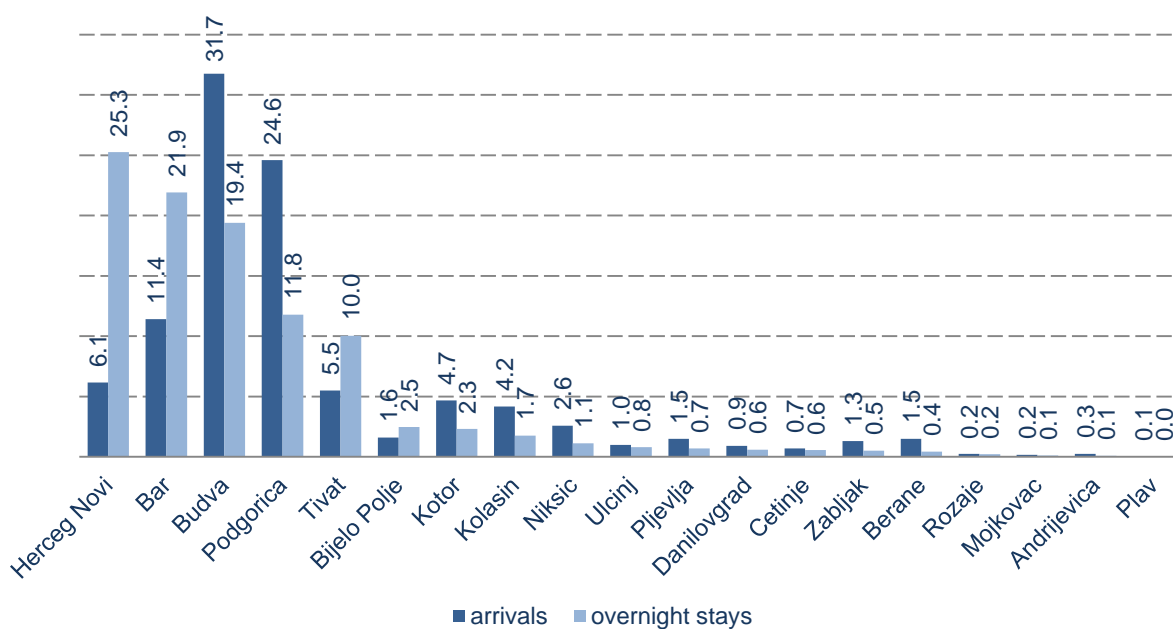


Table 5. Foreign tourist arrivals and overnight stays by countries, November 2012

Countries	Arrivals	Structure, in %	Overnight stays	Structure, in %
Foreign tourists	14 351	100.0	57 082	100.0
Europe	13 309	92.7	54 837	96.1
Albania	1 230	8.6	2 194	3.8
Austria	160	1.1	600	1.1
Belgium	61	0.4	173	0.3
Belarus	67	0.5	175	0.3
Bosnia and Herzegovina	947	6.6	8 885	15.6
Bulgaria	213	1.5	521	0.9
Czech Republic	60	0.4	106	0.2
Danmark	50	0.3	217	0.4
Estonia	7	0.0	48	0.1
Finland	21	0.1	61	0.1
France	282	2.0	928	1.6
Greece	110	0.8	227	0.4
Netherlands	75	0.5	188	0.3
Croatia	874	6.1	2 179	3.8
Ireland	32	0.2	79	0.1
Island	4	0.0	27	0.0
Italy	1 210	8.4	2 850	5.0
Kosovo	193	1.3	1 407	2.5
Latvia	13	0.1	43	0.1
Lithuania	58	0.4	126	0.2
Luxembourg	14	0.1	112	0.2
Hungary	119	0.8	304	0.5
Macedonia	488	3.4	2 856	5.0
Norway	65	0.5	165	0.3
Germany	931	6.5	3 223	5.6
Poland	105	0.7	200	0.4
Portugal	23	0.2	49	0.1
Romania	88	0.6	520	0.9
Russia	1 320	9.2	10 423	18.3
Slovakia	57	0.4	144	0.3
Slovenia	441	3.1	943	1.7
Serbia	2 931	20.4	11 532	20.2
Switzerland	69	0.5	119	0.2
Sweden	65	0.5	286	0.5
Spain	73	0.5	230	0.4
Turkey	225	1.6	337	0.6
Ukraine	111	0.8	921	1.6
Great Britain	247	1.7	797	1.4
Other european countries	270	1.9	642	1.1
Non-european countries	1 042	7.3	2 245	3.9
Australia	91	0.6	238	0.4
Israel	21	0.1	60	0.1
Japan	65	0.5	92	0.2
Canada	66	0.5	201	0.4
New Zeland	34	0.2	69	0.1
USA	253	1.8	616	1.1
Other non-european countries	512	3.6	969	1.7

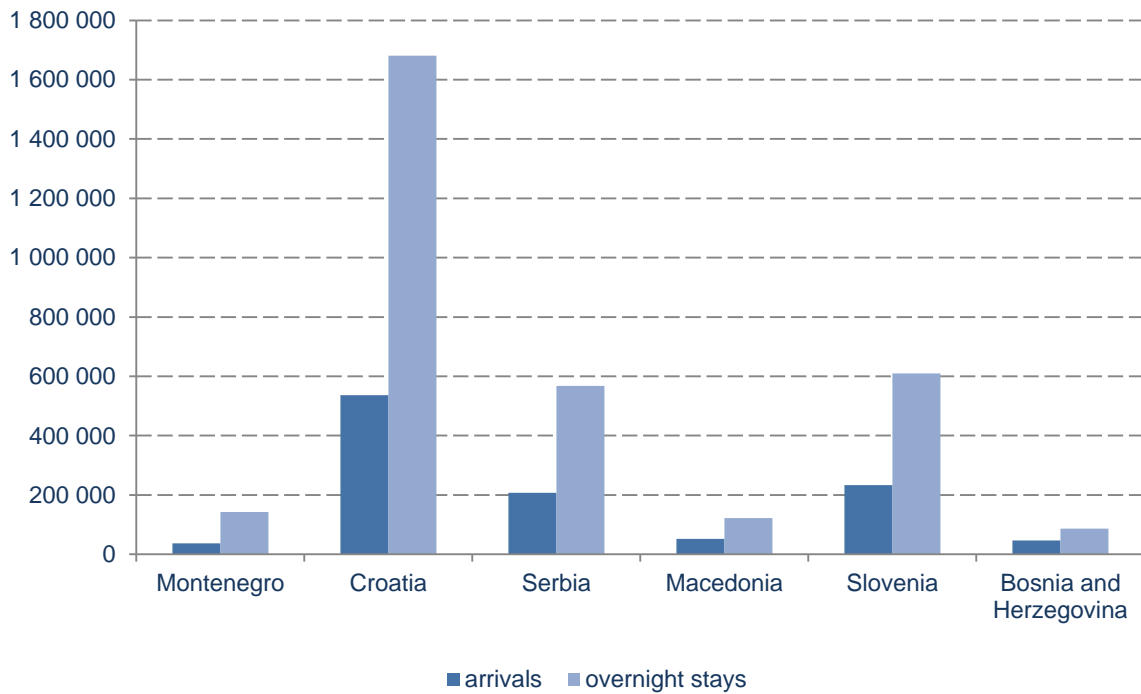
Table 6. Tourist arrivals and overnight stays, October 2012

Comparison with the countries of the region

Country	Tourist arrivals			Tourist overnight stays		
	Foreign	Domestic	Total	Foreign	Domestic	Total
	(1)	(2)	(3)=(1)+(2)	(1)	(2)	(3)=(1)+(2)
Montenegro	31 055	6 279	37 334	116 408	25 713	142 121
Croatia	421 059	115 089	536 148	1 417 505	263 511	1 681 016
Serbia	73 552	133 604	207 156	158 312	409 243	567 555
Macedonia	33 122	18 390	51 512	73 828	48 670	122 498
Slovenia	150 755	82 965	233 720	369 833	240 103	609 936
Bosnia and Herzegovina	32 889	13 274	46 163	59 449	26 598	86 047

Graph 3. Tourist arrivals and overnight stays, October 2012

Comparison with the countries of the region



METHODOLOGICAL NOTES

Data on tourist turnover have been collected by regular Monthly report on tourists arrivals and overnight stays in the accommodation establishments (form TU-11). Reports are made on basis of reception records in guest books.

Tourist is a person who spends at least one night in an accommodation facility or some other object for accommodation of tourist, in a place other than his/her place of permanent residence for the reasons of rest or recreation, health, studies, sports, religion, family, business, public missions or meetings. Tourists do not include migrants, border workers, diplomats, member of military forces in the regular duty, refugees. etc.

Domestic tourist is a person with permanent residence in Montenegro who temporarily resides in any place of Montenegro, and spends at least one night in accommodation facility.

Foreign tourist is a person with permanent residence outside Montenegro, who temporarily resides in any place in Montenegro, and spends at least one night in an accommodation facility.

Published and printed by Statistical Office of Montenegro (MONSTAT)
81000 Podgorica, IV Proleterske 2. Phone: (+382) 20 230-811, Fax: (+382) 20 230-814

The release prepared by:

Ivana BOSKOVIC

Phone: +382-20-230 837

contact@monstat.org