

Tourist arrivals and overnight stays March 2012

In Montenegro, in March 2012, tourists realised 21 900 arrivals which is 18.3% more than in March 2011, while they made 80 744 overnight stays which is 14.8% more than in March 2011. Overnight stays of domestic tourists represent 26.53%, while the foreign tourists represent 73.47% of all overnight stays in March 2012.

Concerning the structure of overnight stays of foreign tourists, in March 2012, the most of them were realised by tourists from Serbia (21.4%), Bosnia and Herzegovina (16.5%), Russia (15.9%), Albania (6.4%), Macedonia (4.3%), Italy (4.1%), Croatia (3.6%). Tourists from other countries realised 27.8% overnight stays.

Concerning the structure of overnight stays by type of resort, the most of them were realised in seaside resorts (74.9%), in capital city (10.5%), in mountain resorts (9.3%), in other tourist resorts and other resorts.

Graph 1. Annual indices of tourist arrivals and overnight stays

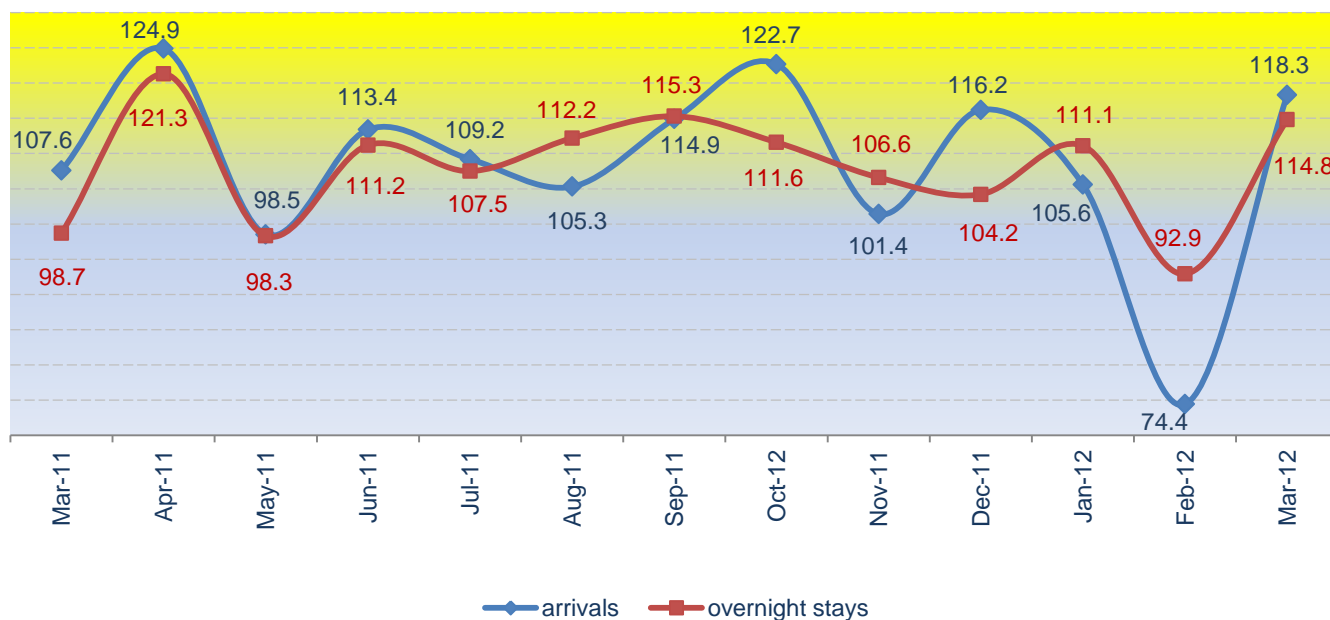


Table 1. Indices of tourist arrivals and overnight stays, March 2012

Indices	Mar 2012 Ø2010	Mar 2012 Feb 2012	Mar 2012 Mar 2011	Jan-Mar 2012 Jan-Mar 2011
Index of tourist arrivals	20.8	185.7	118.3	100.4
Index of tourist overnight stays	12.2	155.9	114.8	107.0

Table 2. Tourist arrivals and overnight stays

Month	Tourist arrivals			Tourist overnight stays		
	Foreign	Domestic	Total	Foreign	Domestic	Total
	<i>(1)</i>	<i>(2)</i>	<i>(3)=(1)+(2)</i>	<i>(1)</i>	<i>(2)</i>	<i>(3)=(1)+(2)</i>
Mar-12	16 219	5 681	21 900	59 320	21 424	80 744
Feb-12	8 764	3 027	11 791	36 683	15 116	51 799
Jan-12	11 071	5 157	16 228	42 864	19 383	62 247
2011	1 201 099	172 355	1 373 454	7 818 803	965 368	8 775 171
Dec	11 744	4 625	16 369	37 340	9 013	46 353
Nov	13 359	3 995	17 354	53 836	17 334	71 170
Oct	27 906	7 315	35 221	106 415	32 101	138 516
Sep	180 263	21 608	201 871	1 042 800	100 945	1 143 745
Aug	403 955	51 230	455 185	3 150 092	405 986	3 556 078
July	318 742	31 059	349 801	2 092 142	158 351	2 250 493
Jun	121 408	16 168	137 576	813 319	84 197	897 516
May	62 685	15 282	77 967	303 790	67 696	371 486
Apr	26 763	5 617	32 380	96 129	21 592	117 721
Mar	13 224	5 292	18 516	47 974	22 362	70 336
Feb	11 506	4 334	15 840	39 763	15 988	55 751
Jan	9 544	5 830	15 374	35 203	20 803	56 006
2010	1 087 794	175 191	1 262 985	6 977 860	987 033	7 964 893
Dec	9 237	4 855	14 092	29 323	15 171	44 494
Nov	13 368	3 748	17 116	49 107	17 671	66 778
Oct	22 258	6 451	28 709	93 552	30 615	124 167
Sep	152 394	23 242	175 636	884 857	106 856	991 713
Aug	384 065	48 203	432 268	2 830 076	338 858	3 168 934
July	279 472	40 815	320 287	1 843 520	250 787	2 094 307
Jun	106 161	15 175	121 336	715 204	91 662	806 866
May	65 371	13 777	79 148	315 496	62 229	377 725
Apr	20 824	5 097	25 921	79 323	17 740	97 063
Mar	13 049	4 157	17 206	51 761	19 528	71 289
Feb	12 457	4 609	17 066	47 164	17 296	64 460
Jan	9 138	5 062	14 200	38 477	18 620	57 097

Table 3. Indices of tourist arrivals and overnight stays

Month	Indices of tourist arrivals			Indices of tourist overnight stays		
	2010=100	monthly indices	annual indices	2010=100	monthly indices	annual indices
Mar-12	20.8	185.7	118.3	12.2	155.9	114.8
Feb-12	11.2	72.6	74.4	7.8	83.2	92.9
Jan-12	15.4	99.1	105.6	9.4	134.3	111.1
2011	108.7			110.2		
Dec	15.6	94.3	116.2	7.0	65.1	104.2
Nov	16.5	49.3	101.4	10.7	51.4	106.6
Oct	33.5	17.4	122.7	20.9	12.1	111.6
Sep	191.8	44.3	114.9	172.3	32.2	115.3
Aug	432.5	130.1	105.3	535.8	158.0	112.2
July	332.4	254.3	109.2	339.1	250.7	107.5
Jun	130.7	176.5	113.4	135.2	241.6	111.2
May	74.1	240.8	98.5	56.0	315.6	98.3
Apr	30.8	174.9	124.9	17.7	167.4	121.3
Mar	17.6	116.9	107.6	10.6	126.2	98.7
Feb	15.1	103.0	92.8	8.4	99.5	86.5
Jan	14.6	109.1	108.3	8.4	125.9	98.1
Ø 2010	100.0			100.0		
Dec	13.4	82.3	100.3	6.7	66.6	93.6
Nov	16.3	59.6	114.8	10.1	53.8	104.8
Oct	27.3	16.3	85.2	18.7	12.5	86.5
Sep	166.9	40.6	107.7	149.4	31.3	109.3
Aug	410.7	135.0	108.1	477.4	151.3	108.0
July	304.3	264.0	104.5	315.5	259.6	106.1
Jun	115.3	153.3	106.3	121.6	213.6	108.8
May	75.2	305.3	105.0	56.9	389.2	105.1
Apr	24.6	150.7	87.2	14.6	136.2	78.5
Mar	16.3	100.8	90.1	10.7	110.6	85.6
Feb	16.2	120.2	85.4	9.7	112.9	72.5
Jan	13.5	101.0	80.8	8.6	120.1	67.7

Table 4. Tourist arrivals and overnight stays by cities, March 2012

City	Tourist arrivals				Overnight stays			
	Foreign	Domestic	Total	Structure	Foreign	Domestic	Total	Structure
	(1)	(2)	(3)=(1)+(2)	(3) in %	(1)	(2)	(3)=(1)+(2)	(3) in %
Total	16 219	5 681	21 900	100.0	59 320	21 424	80 744	100.0
Budva	4 989	1 360	6 349	29.0	12 268	2 745	15 013	18.6
Podgorica	3 907	536	4 443	20.3	7 415	1 035	8 450	10.5
Kolasin	1 591	687	2 278	10.4	2 989	1 237	4 226	5.2
Bar	1 724	378	2 102	9.6	14 604	1 360	15 964	19.8
Herceg Novi	1 386	618	2 004	9.2	11 546	9 474	21 020	26.0
Tivat	720	316	1 036	4.7	5 967	616	6 583	8.2
Zabljak	271	739	1 010	4.6	928	2 049	2 977	3.7
Niksic	386	168	554	2.5	752	311	1 063	1.3
Kotor	341	25	366	1.7	879	39	918	1.1
Ulcinj	295	30	325	1.5	904	38	942	1.2
Pljevlja	198	124	322	1.5	344	482	826	1.0
Cetinje	0	306	306	1.4	0	1 500	1 500	1.9
Bijelo Polje	125	143	268	1.2	164	160	324	0.4
Berane	94	81	175	0.8	181	123	304	0.4
Rozaje	61	82	143	0.7	121	162	283	0.4
Danilovgrad	128	15	143	0.7	253	16	269	0.3
Andrijevisa	3	54	57	0.3	5	54	59	0.1
Mojkovac	0	19	19	0.1	0	23	23	0.0
Plav	0	0	0	0.0	0	0	0	0.0

Graph 2. Structure of tourist arrivals and overnight stays by cities, March 2012

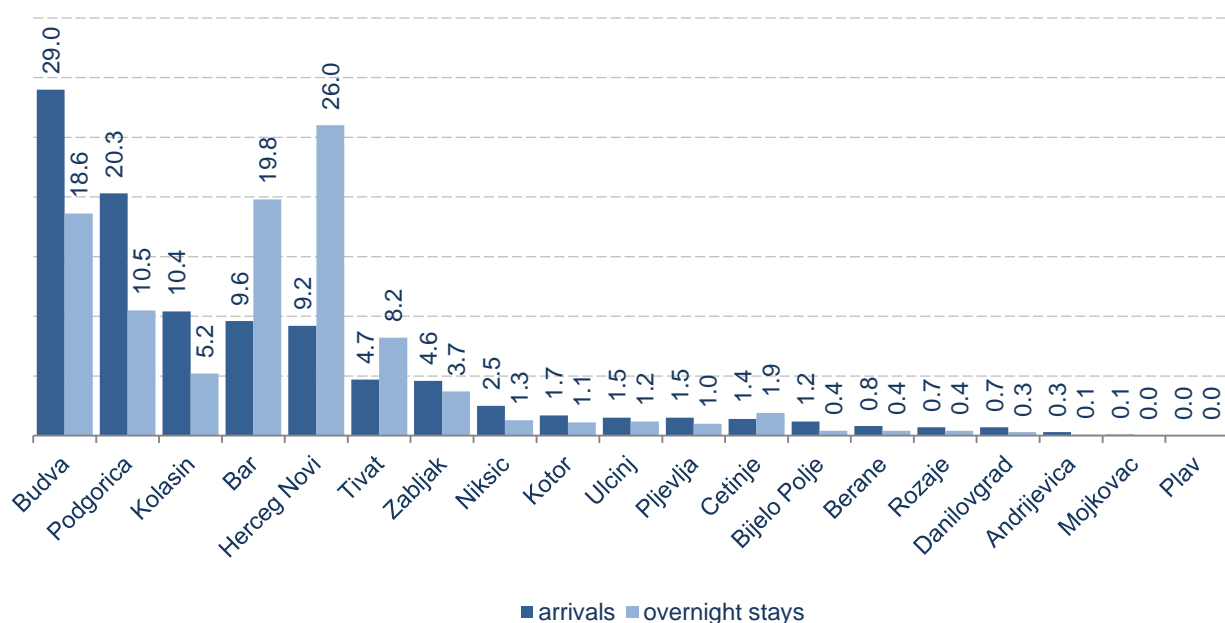


Table 5. Foreign tourist arrivals and overnight stays by countries, March 2012

Countries	Arrivals	Structure, in %	Overnight stays	Structure, in %
Foreign tourists	16 219	100.0	59 320	100.0
Europe	15 060	92.9	57 086	96.2
Albania	1 999	12.3	3 782	6.4
Austria	731	4.5	1 900	3.2
Belgium	59	0.4	118	0.2
Belarus	13	0.1	158	0.3
Bosnia and Herzegovina	1 168	7.2	9 778	16.5
Bulgaria	74	0.5	308	0.5
Czech Republic	44	0.3	111	0.2
Danmark	30	0.2	76	0.1
Estonia	6	0.0	21	0.0
Finland	29	0.2	79	0.1
France	382	2.4	925	1.6
Greece	298	1.8	740	1.2
Netherlands	126	0.8	470	0.8
Croatia	863	5.3	2 138	3.6
Ireland	21	0.1	55	0.1
Island	16	0.1	23	0.1
Italy	1 053	6.5	2 459	4.1
Kosovo	258	1.6	1 644	2.8
Latvia	5	0.0	15	0.0
Lithuania	17	0.1	69	0.1
Luxembourg	7	0.0	19	0.0
Hungary	138	0.9	363	0.6
Macedonia	460	2.8	2 571	4.3
Norway	42	0.3	158	0.3
Germany	330	2.0	1 213	2.0
Poland	45	0.3	176	0.3
Portugal	27	0.2	82	0.1
Romania	131	0.8	784	1.3
Russia	1 644	10.1	9 444	15.9
Slovakia	31	0.2	64	0.1
Slovenia	410	2.5	1 174	2.0
Serbia	3 339	20.6	12 709	21.4
Switzerland	59	0.4	93	0.2
Sweden	66	0.4	225	0.4
Spain	130	0.8	327	0.6
Turkey	452	2.8	936	1.6
Ukraine	87	0.5	495	0.8
Great Britain	183	1.1	625	1.1
Other european countries	287	1.8	759	1.3
Non-european countries	1 159	7.1	2 234	3.8
Australia	31	0.2	90	0.2
Israel	40	0.2	86	0.1
Japan	50	0.3	164	0.3
Canada	47	0.3	81	0.1
New Zeland	3	0.0	13	0.0
USA	320	2.0	741	1.2
Other non-european countries	668	4.1	1 059	1.8

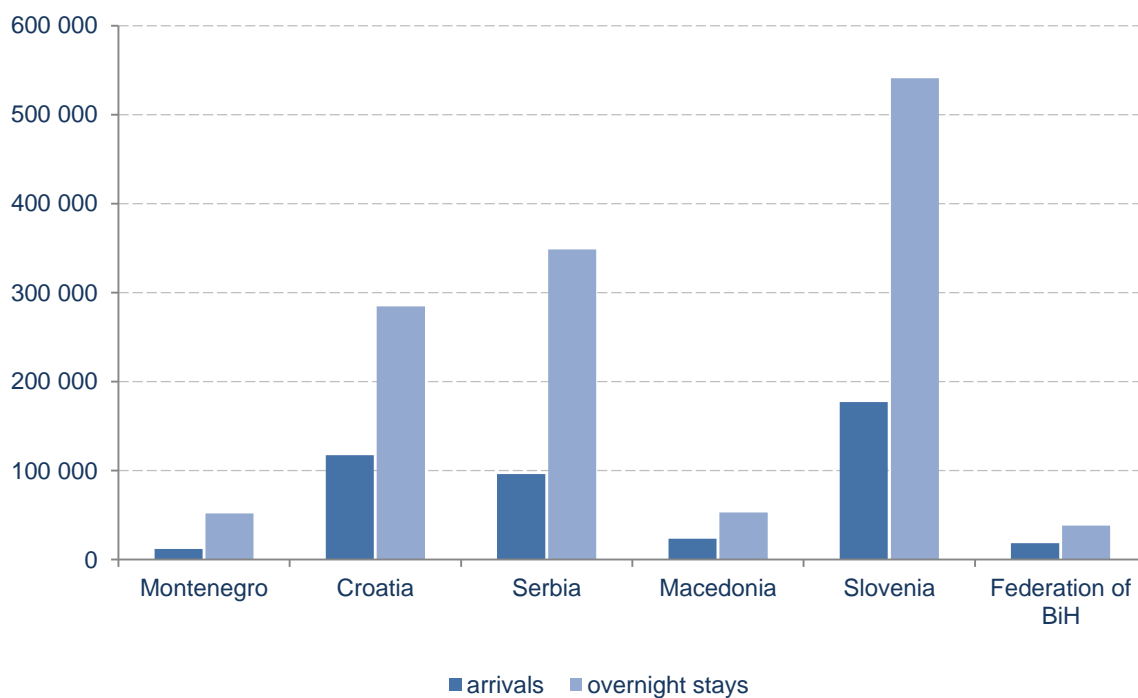
Table 6. Tourist arrivals and overnight stays, February 2012

Comparison with the countries of the region

Country	Tourist arrivals			Tourist overnight stays		
	Foreign	Domestic	Total	Foreign	Domestic	Total
	(1)	(2)	(3)=(1)+(2)	(1)	(2)	(3)=(1)+(2)
Montenegro	8 764	3 027	11 791	36 683	15 116	51 799
Croatia	60 329	56 996	117 325	141 759	142 784	284 543
Serbia	34 850	61 301	96 151	80 986	267 470	348 456
Macedonia	14 351	9 192	23 543	29 249	23 635	52 884
Slovenia	81 410	95 684	177 094	216 161	324 859	541 020
Federation of BiH	9 056	9 348	18 404	19 311	18 844	38 155

Graph 3. Tourist arrivals and overnight stays, February 2012

Comparison with the countries of the region



METHODOLOGICAL NOTES

Data on tourist turnover have been collected by regular Monthly report on tourists arrivals and overnight stays in the accommodation establishments (form TU-11). Reports are made on basis of reception records in guest books.

Tourist is a person who spends at least one night in an accommodation facility or some other object for accommodation of tourist, in a place other than his/her place of permanent residence for the reasons of rest or recreation, health, studies, sports, religion, family, business, public missions or meetings. Tourists do not include migrants, border workers, diplomats, member of military forces in the regular duty, refugees, etc.

Domestic tourist is a person with permanent residence in Montenegro who temporarily resides in any place of Montenegro, and spends at least one night in accommodation facility.

Foreign tourist is a person with permanent residence outside Montenegro, who temporarily resides in any place in Montenegro, and spends at least one night in an accommodation facility.

**Published and printed by Statistical Office of Montenegro (MONSTAT)
81000 Podgorica, IV Proleterske 2, Phone: (+382) 20 230-811, Fax: (+382) 20 230-814**

The release prepared by:

Ivana BOSKOVIC and Ana PRELEVIC

Phone: +382-20-230 837

contact@monstat.org