

When using these data
 please indicate the source

Tourist arrivals and overnight stays May 2012

In Montenegro, in May 2012, tourists realised 81 227 arrivals which is 4.2% more than in May 2011, while they made 393 052 overnight stays which is 5.8% more than in May 2011. Overnight stays of domestic tourists represent 15%, while the foreign tourists represent 85% of all overnight stays in May 2012.

Concerning the structure of overnight stays of foreign tourists, in May 2012, the most of them were realised by tourists from Russia (21.1%), Serbia (17.0%), Bosnia and Herzegovina (10.4%), France (9.2%), Italy (6.5%), Germany (4.4%), Poland (3.5%). Tourists from other countries realised 27.9% overnight stays.

Concerning the structure of overnight stays by type of resort, the most of them were realised in seaside resorts (94.3%), in capital city (2.4%), in mountain resorts (1.7%), in other tourist resorts and other resorts.

Graph 1. Annual indices of tourist arrivals and overnight stays

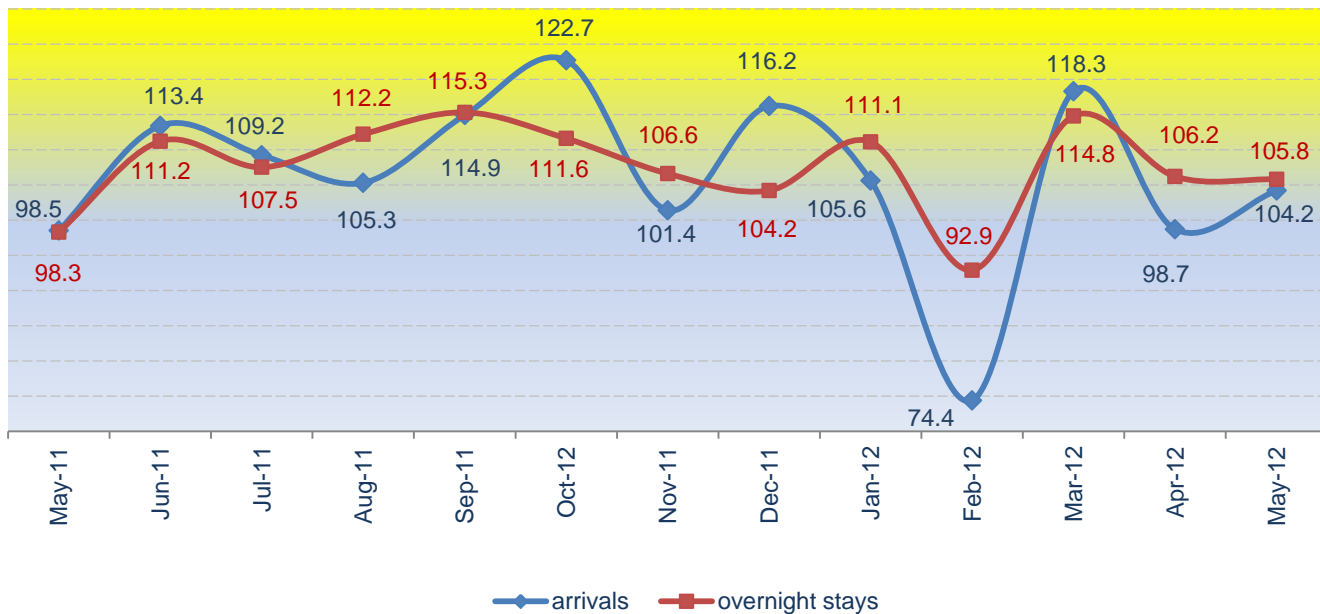


Table 1. Indices of tourist arrivals and overnight stays, May 2012

Indices	May 2012 Ø2010	May 2012 Apr 2012	May 2012 May 2011	Jan-May 2012 Jan-May 2011
Index of tourist arrivals	77.2	254.0	104.2	101.9
Index of tourist overnight stays	59.2	314.4	105.8	106.2

Table 2. Tourist arrivals and overnight stays

Month	Tourist arrivals			Tourist overnight stays		
	Foreign	Domestic	Total	Foreign	Domestic	Total
	<i>(1)</i>	<i>(2)</i>	<i>(3)=(1)+(2)</i>	<i>(1)</i>	<i>(2)</i>	<i>(3)=(1)+(2)</i>
2012						
Jan	11 071	5 157	16 228	42 864	19 383	62 247
Feb	8 764	3 027	11 791	36 683	15 116	51 799
Mar	16 219	5 681	21 900	59 320	21 424	80 744
Apr	26 965	5 009	31 974	103 563	21 447	125 010
May	67 573	13 654	81 227	334 205	58 847	393 052
2011	1 201 099	172 355	1 373 454	7 818 803	965 368	8 775 171
Jan	9 544	5 830	15 374	35 203	20 803	56 006
Feb	11 506	4 334	15 840	39 763	15 988	55 751
Mar	13 224	5 292	18 516	47 974	22 362	70 336
Apr	26 763	5 617	32 380	96 129	21 592	117 721
May	62 685	15 282	77 967	303 790	67 696	371 486
Jun	121 408	16 168	137 576	813 319	84 197	897 516
July	318 742	31 059	349 801	2 092 142	158 351	2 250 493
Aug	403 955	51 230	455 185	3 150 092	405 986	3 556 078
Sep	180 263	21 608	201 871	1 042 800	100 945	1 143 745
Oct	27 906	7 315	35 221	106 415	32 101	138 516
Nov	13 359	3 995	17 354	53 836	17 334	71 170
Dec	11 744	4 625	16 369	37 340	9 013	46 353
2010	1 087 794	175 191	1 262 985	6 977 860	987 033	7 964 893
Jan	9 138	5 062	14 200	38 477	18 620	57 097
Feb	12 457	4 609	17 066	47 164	17 296	64 460
Mar	13 049	4 157	17 206	51 761	19 528	71 289
Apr	20 824	5 097	25 921	79 323	17 740	97 063
May	65 371	13 777	79 148	315 496	62 229	377 725
Jun	106 161	15 175	121 336	715 204	91 662	806 866
July	279 472	40 815	320 287	1 843 520	250 787	2 094 307
Aug	384 065	48 203	432 268	2 830 076	338 858	3 168 934
Sep	152 394	23 242	175 636	884 857	106 856	991 713
Oct	22 258	6 451	28 709	93 552	30 615	124 167
Nov	13 368	3 748	17 116	49 107	17 671	66 778
Dec	9 237	4 855	14 092	29 323	15 171	44 494

Table 3. Indices of tourist arrivals and overnight stays

Month	Indices of tourist arrivals			Indices of tourist overnight stays		
	2010=100	monthly indices	annual indices	2010=100	monthly indices	annual indices
2012						
Jan	15.4	99.1	105.6	9.4	134.3	111.1
Feb	11.2	72.6	74.4	7.8	83.2	92.9
Mar	20.8	185.7	118.3	12.2	155.9	114.8
Apr	30.4	146.0	98.7	18.8	154.8	106.2
May	77.2	254.0	104.2	59.2	314.4	105.8
2011	108.7			110.2		
Jan	14.6	109.1	108.3	8.4	125.9	98.1
Feb	15.1	103	92.8	8.4	99.5	86.5
Mar	17.6	116.9	107.6	10.6	126.2	98.7
Apr	30.8	174.9	124.9	17.7	167.4	121.3
May	74.1	240.8	98.5	56	315.6	98.3
Jun	130.7	176.5	113.4	135.2	241.6	111.2
July	332.4	254.3	109.2	339.1	250.7	107.5
Aug	432.5	130.1	105.3	535.8	158	112.2
Sep	191.8	44.3	114.9	172.3	32.2	115.3
Oct	33.5	17.4	122.7	20.9	12.1	111.6
Nov	16.5	49.3	101.4	10.7	51.4	106.6
Dec	15.6	94.3	116.2	7	65.1	104.2
Ø 2010	100.0			100.0		
Jan	13.5	101	80.8	8.6	120.1	67.7
Feb	16.2	120.2	85.4	9.7	112.9	72.5
Mar	16.3	100.8	90.1	10.7	110.6	85.6
Apr	24.6	150.7	87.2	14.6	136.2	78.5
May	75.2	305.3	105	56.9	389.2	105.1
Jun	115.3	153.3	106.3	121.6	213.6	108.8
July	304.3	264	104.5	315.5	259.6	106.1
Aug	410.7	135	108.1	477.4	151.3	108
Sep	166.9	40.6	107.7	149.4	31.3	109.3
Oct	27.3	16.3	85.2	18.7	12.5	86.5
Nov	16.3	59.6	114.8	10.1	53.8	104.8
Dec	13.4	82.3	100.3	6.7	66.6	93.6

Table 4. Tourist arrivals and overnight stays by cities, May 2012

City	Tourist arrivals				Overnight stays			
	Foreign	Domestic	Total	Structure	Foreign	Domestic	Total	Structure
	(1)	(2)	(3)=(1)+(2)	(3) in %	(1)	(2)	(3)=(1)+(2)	(3) in %
Total	67 573	13 654	81 227	100.0	334 205	58 847	393 052	100.0
Budva	35 696	3 926	39 622	48.8	165 426	10 145	175 571	44.7
Ulcinj	8 197	1 883	10 080	12.4	41 611	9 906	51 517	13.1
Herceg Novi	6 876	2 068	8 944	11.0	59 928	20 304	80 232	20.4
Bar	4 413	1 692	6 105	7.5	33 318	8 229	41 547	10.6
Podgorica	4 688	480	5 168	6.4	8 482	1 039	9 521	2.4
Tivat	1 824	875	2 699	3.3	13 115	2 377	15 492	3.9
Kotor	2 191	362	2 553	3.1	5 689	395	6 084	1.5
Zabljak	840	983	1 823	2.2	1 203	3 436	4 639	1.2
Kolasin	924	177	1 101	1.4	1 414	228	1 642	0.4
Niksic	777	278	1 055	1.3	2 161	428	2 589	0.7
Cetinje	290	328	618	0.8	577	1 541	2 118	0.5
Bijelo Polje	134	199	333	0.4	217	270	487	0.1
Plav	75	179	254	0.3	75	179	254	0.1
Mojkovac	207	43	250	0.3	224	107	331	0.1
Danilovgrad	199	12	211	0.3	436	12	448	0.1
Pljevlja	82	73	155	0.2	121	82	203	0.1
Berane	77	84	161	0.2	102	156	258	0.1
Rozaje	53	10	63	0.1	75	11	86	0.0
Andrijevica	30	2	32	0.0	31	2	33	0.0

Graph 2. Structure of tourist arrivals and overnight stays by cities, May 2012

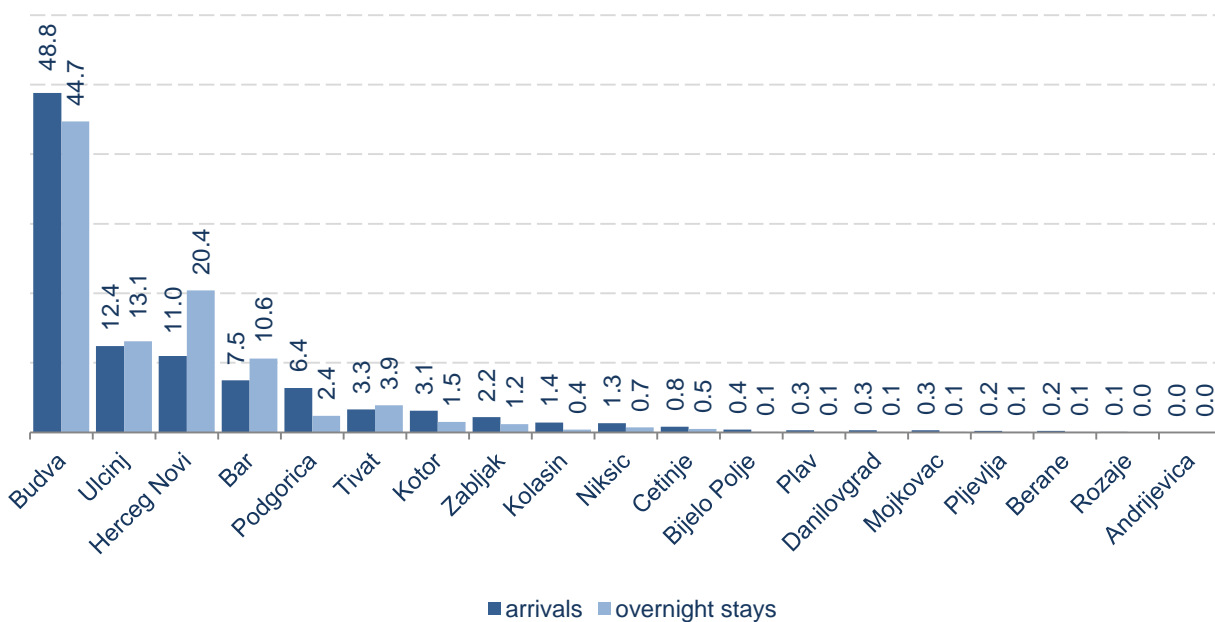


Table 5. Foreign tourist arrivals and overnight stays by countries, May 2012

Countries	Arrivals	Structure, in %	Overnight stays	Structure, in %
Foreign tourists	67 573	100.0	334 205	100.0
Europe	63 756	94.4	326 452	97.7
Albania	2 265	3.4	11 049	3.3
Austria	1 127	1.7	4 394	1.3
Belgium	670	1.0	4 692	1.4
Belarus	157	0.2	1 142	0.3
Bosnia and Herzegovina	5 242	7.8	34 837	10.4
Bulgaria	809	1.2	2 028	0.6
Czech Republic	714	1.1	3 901	1.2
Danmark	100	0.1	487	0.1
Estonia	33	0.0	185	0.1
Finland	121	0.2	337	0.1
France	5 268	7.8	30 626	9.2
Greece	191	0.3	298	0.1
Netherlands	316	0.5	2 588	0.8
Croatia	1 867	2.8	5 057	1.5
Ireland	141	0.2	506	0.2
Island	162	0.2	780	0.2
Italy	4 803	7.1	21 615	6.5
Kosovo	735	1.1	3 059	0.9
Latvia	59	0.1	312	0.1
Lithuania	199	0.3	624	0.2
Luxembourg	49	0.1	199	0.1
Hungary	355	0.5	891	0.3
Macedonia	992	1.5	6 267	1.9
Norway	719	1.1	6 286	1.9
Germany	3 008	4.5	14 572	4.4
Poland	3 135	4.6	11 564	3.5
Portugal	61	0.1	242	0.1
Romania	293	0.4	1 585	0.5
Russia	9 804	14.5	70 548	21.1
Slovakia	62	0.1	171	0.1
Slovenia	1 607	2.4	3 905	1.2
Serbia	11 911	17.6	56 652	17.0
Switzerland	250	0.4	766	0.2
Sweden	777	1.1	3 767	1.1
Spain	112	0.2	284	0.1
Turkey	2 061	3.1	3 180	1.0
Ukraine	1 021	1.5	5 773	1.7
Great Britain	1 930	2.9	9 942	3.0
Other european countries	630	0.9	1 341	0.4
Non-european countries	3 817	5.6	7 753	2.3
Australia	151	0.2	351	0.1
Israel	833	1.2	1 291	0.4
Japan	86	0.1	203	0.1
Canada	232	0.3	607	0.2
New Zeland	24	0.0	48	0.0
USA	689	1.0	1 743	0.5
Other non-european countries	1 802	2.7	3 510	1.1

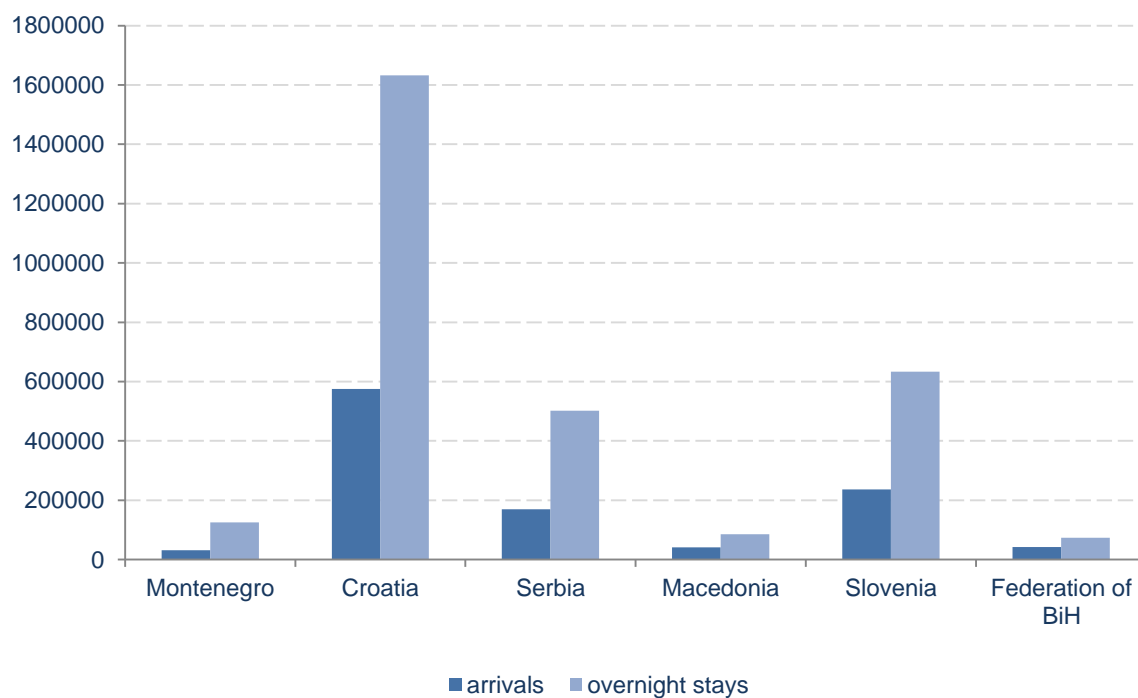
Table 6. Tourist arrivals and overnight stays, April 2012

Comparison with the countries of the region

Country	Tourist arrivals			Tourist overnight stays		
	Foreign	Domestic	Total	Foreign	Domestic	Total
	(1)	(2)	(3)=(1)+(2)	(1)	(2)	(3)=(1)+(2)
Montenegro	26 965	5 009	31 974	103 563	21 447	125 010
Croatia	465 309	110 024	575 333	1 364 340	267 692	1 632 032
Serbia	64 994	104 080	169 074	137 067	365 145	502 212
Macedonia	26 586	14 114	40 700	48 232	36 965	85 197
Slovenia	156 002	80 838	236 840	394 065	238 889	632 954
Federation of BiH	29 714	12 618	42 332	53 327	20 348	73 675

Graph 3. Tourist arrivals and overnight stays, April 2012

Comparison with the countries of the region



METHODOLOGICAL NOTES

Data on tourist turnover have been collected by regular Monthly report on tourists arrivals and overnight stays in the accommodation establishments (form TU-11). Reports are made on basis of reception records in guest books.

Tourist is a person who spends at least one night in an accommodation facility or some other object for accommodation of tourist, in a place other than his/her place of permanent residence for the reasons of rest or recreation, health, studies, sports, religion, family, business, public missions or meetings. Tourists do not include migrants, border workers, diplomats, member of military forces in the regular duty, refugees, etc.

Domestic tourist is a person with permanent residence in Montenegro who temporarily resides in any place of Montenegro, and spends at least one night in accommodation facility.

Foreign tourist is a person with permanent residence outside Montenegro, who temporarily resides in any place in Montenegro, and spends at least one night in an accommodation facility.

Published and printed by Statistical Office of Montenegro (MONSTAT)
81000 Podgorica, IV Proleterske 2, Phone: (+382) 20 230-811, Fax: (+382) 20 230-814

The release prepared by:

Ivana BOSKOVIC and Ana PRELEVIC

Phone: +382-20-230 837

contact@monstat.org