

When using these data
 please indicate the source

Tourist arrivals and overnight stays June 2012

In Montenegro, in June 2012, tourists realised 155 039 arrivals which is 12.7% more than in June 2011, while they made 965 377 overnight stays which is 7.6% more than in June 2011. Overnight stays of domestic tourists represent 8%, while the foreign tourists represent 92% of all overnight stays in June 2012.

Concerning the structure of overnight stays of foreign tourists, in June 2012, the most of them were realised by tourists from Russia (32.8%), Serbia (25.0%), Bosnia and Herzegovina (7.3%), Ukraine (4.6%), Kosovo (2.8%), Poland (2.5%), Germany (2.3%), Tourists from other countries realised 22.7% overnight stays.

Concerning the structure of overnight stays by type of resort, the most of them were realised in seaside resorts (97.2%), in mountain resorts (1.0%), in capital city (0.9%), in other tourist resorts and other resorts.

Graph 1. Annual indices of tourist arrivals and overnight stays

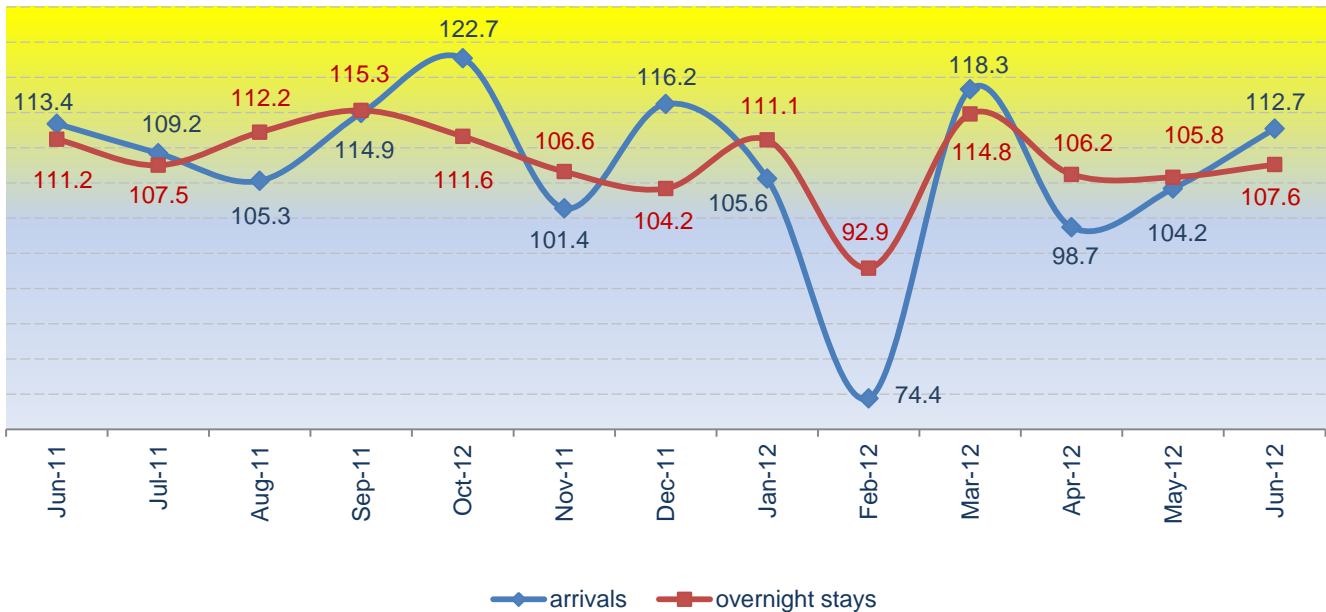


Table 1. Indices of tourist arrivals and overnight stays, June 2012

Indices	<u>Jun 2012</u> Ø2010	<u>Jun 2012</u> May 2012	<u>Jun 2012</u> Jun 2011	<u>Jan-Jun 2012</u> Jan-Jun 2011
Index of tourist arrivals	147.3	190.9	112.7	106.9
Index of tourist overnight stays	145.4	245.6	107.6	107.0

Table 2. Tourist arrivals and overnight stays

Month	Tourist arrivals			Tourist overnight stays		
	Foreign	Domestic	Total	Foreign	Domestic	Total
	(1)	(2)	(3)=(1)+(2)	(1)	(2)	(3)=(1)+(2)
2012						
Jan	11 071	5 157	16 228	42 864	19 383	62 247
Feb	8 764	3 027	11 791	36 683	15 116	51 799
Mar	16 219	5 681	21 900	59 320	21 424	80 744
Apr	26 965	5 009	31 974	103 563	21 447	125 010
May	67 573	13 654	81 227	334 205	58 847	393 052
Jun	138 878	16 161	155 039	888 529	76 848	965 377
2011	1 201 099	172 355	1 373 454	7 818 803	965 368	8 775 171
Jan	9 544	5 830	15 374	35 203	20 803	56 006
Feb	11 506	4 334	15 840	39 763	15 988	55 751
Mar	13 224	5 292	18 516	47 974	22 362	70 336
Apr	26 763	5 617	32 380	96 129	21 592	117 721
May	62 685	15 282	77 967	303 790	67 696	371 486
Jun	121 408	16 168	137 576	813 319	84 197	897 516
July	318 742	31 059	349 801	2 092 142	158 351	2 250 493
Aug	403 955	51 230	455 185	3 150 092	405 986	3 556 078
Sep	180 263	21 608	201 871	1 042 800	100 945	1 143 745
Oct	27 906	7 315	35 221	106 415	32 101	138 516
Nov	13 359	3 995	17 354	53 836	17 334	71 170
Dec	11 744	4 625	16 369	37 340	9 013	46 353
2010	1 087 794	175 191	1 262 985	6 977 860	987 033	7 964 893
Jan	9 138	5 062	14 200	38 477	18 620	57 097
Feb	12 457	4 609	17 066	47 164	17 296	64 460
Mar	13 049	4 157	17 206	51 761	19 528	71 289
Apr	20 824	5 097	25 921	79 323	17 740	97 063
May	65 371	13 777	79 148	315 496	62 229	377 725
Jun	106 161	15 175	121 336	715 204	91 662	806 866
July	279 472	40 815	320 287	1 843 520	250 787	2 094 307
Aug	384 065	48 203	432 268	2 830 076	338 858	3 168 934
Sep	152 394	23 242	175 636	884 857	106 856	991 713
Oct	22 258	6 451	28 709	93 552	30 615	124 167
Nov	13 368	3 748	17 116	49 107	17 671	66 778
Dec	9 237	4 855	14 092	29 323	15 171	44 494

Table 3. Indices of tourist arrivals and overnight stays

Month	Indices of tourist arrivals			Indices of tourist overnight stays		
	2010=100	monthly indices	annual indices	2010=100	monthly indices	annual indices
2012						
Jan	15.4	99.1	105.6	9.4	134.3	111.1
Feb	11.2	72.6	74.4	7.8	83.2	92.9
Mar	20.8	185.7	118.3	12.2	155.9	114.8
Apr	30.4	146.0	98.7	18.8	154.8	106.2
May	77.2	254.0	104.2	59.2	314.4	105.8
Jun	147.3	190.9	112.7	145.4	245.6	107.6
2011	108.7			110.2		
Jan	14.6	109.1	108.3	8.4	125.9	98.1
Feb	15.1	103	92.8	8.4	99.5	86.5
Mar	17.6	116.9	107.6	10.6	126.2	98.7
Apr	30.8	174.9	124.9	17.7	167.4	121.3
May	74.1	240.8	98.5	56	315.6	98.3
Jun	130.7	176.5	113.4	135.2	241.6	111.2
July	332.4	254.3	109.2	339.1	250.7	107.5
Aug	432.5	130.1	105.3	535.8	158	112.2
Sep	191.8	44.3	114.9	172.3	32.2	115.3
Oct	33.5	17.4	122.7	20.9	12.1	111.6
Nov	16.5	49.3	101.4	10.7	51.4	106.6
Dec	15.6	94.3	116.2	7	65.1	104.2
Ø 2010	100.0			100.0		
Jan	13.5	101	80.8	8.6	120.1	67.7
Feb	16.2	120.2	85.4	9.7	112.9	72.5
Mar	16.3	100.8	90.1	10.7	110.6	85.6
Apr	24.6	150.7	87.2	14.6	136.2	78.5
May	75.2	305.3	105	56.9	389.2	105.1
Jun	115.3	153.3	106.3	121.6	213.6	108.8
July	304.3	264	104.5	315.5	259.6	106.1
Aug	410.7	135	108.1	477.4	151.3	108
Sep	166.9	40.6	107.7	149.4	31.3	109.3
Oct	27.3	16.3	85.2	18.7	12.5	86.5
Nov	16.3	59.6	114.8	10.1	53.8	104.8
Dec	13.4	82.3	100.3	6.7	66.6	93.6

Table 4. Tourist arrivals and overnight stays by cities. June 2012

City	Tourist arrivals				Overnight stays			
	Foreign	Domestic	Total	Structure	Foreign	Domestic	Total	Structure
	(1)	(2)	(3)=(1)+(2)	(3) in %	(1)	(2)	(3)=(1)+(2)	(3) in %
Total	138 878	16 161	155 039	100.0	888 529	76 848	965 377	100.0
Budva	74 075	6 024	80 099	51.7	463 155	26 496	489 651	50.7
Herceg Novi	15 483	3 030	18 513	11.9	150 625	21 535	172 160	17.8
Bar	16 393	1 462	17 855	11.5	117 520	6 422	123 942	12.8
Ulcinj	10 559	1 865	12 424	8.0	63 892	10 095	73 987	7.7
Tivat	5 513	548	6 061	3.9	47 542	2 612	50 154	5.2
Kotor	5 664	343	6 007	3.9	26 594	1 766	28 360	2.9
Podgorica	4 546	394	4 940	3.2	7 806	1 016	8 822	0.9
Žabljak	2 354	716	3 070	2.0	4 196	1 927	6 123	0.6
Cetinje	1 086	629	1 715	1.1	1 596	3127	4 723	0.5
Kolašin	1 531	390	1 921	1.2	2 724	515	3 239	0.3
Nikšić	598	196	794	0.5	1 375	435	1 810	0.2
BijeloPolje	202	266	468	0.3	308	510	818	0.1
Mojkovac	263	101	364	0.2	275	128	403	0.0
Danilovgrad	174	8	182	0.1	300	8	308	0.0
Berane	116	131	247	0.2	127	152	279	0.0
Plav	142	13	155	0.1	182	13	195	0.0
Pljevlja	99	31	130	0.1	155	35	190	0.0
Rožaje	60	13	73	0.0	130	55	185	0.0
Andrijevica	20	1	21	0.0	27	1	28	0.0

Graph 2. Structure of tourist arrivals and overnight stays by cities, June 2012

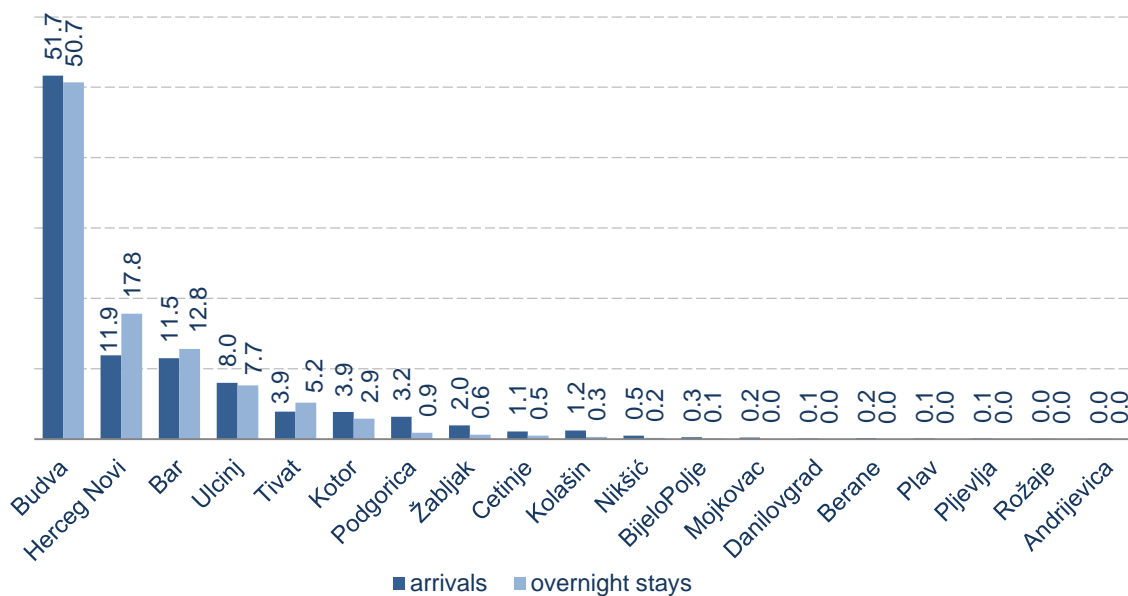


Table 5. Foreign tourist arrivals and overnight stays by countries. June 2012

Countries	Arrivals	Structure. in %	Overnight stays	Structure. in %
Foreign tourists	138 878	100.0	888 529	100.0
Europe	132 557	95.4	874 424	98.4
Albania	1 892	1.4	8 166	0.9
Austria	1 156	0.8	4 688	0.5
Belgium	952	0.7	4 704	0.5
Belarus	2 140	1.5	15 926	1.8
Bosnia and Herzegovina	9 063	6.5	65 189	7.3
Bulgaria	531	0.4	1 418	0.2
Czech Republic	4 084	2.9	20 791	2.3
Danmark	173	0.1	678	0.1
Estonia	98	0.1	541	0.1
Finland	332	0.2	1 269	0.1
France	3 436	2.5	19 681	2.2
Greece	431	0.3	1 109	0.1
Netherlands	440	0.3	1 496	0.2
Croatia	2 526	1.8	9 757	1.1
Ireland	289	0.2	971	0.1
Island	9	0.0	35	0.0
Italy	3 076	2.2	9 494	1.1
Kosovo	4 220	3.0	24 609	2.8
Latvia	27	0.0	129	0.0
Lithuania	223	0.2	1 266	0.1
Luxembourg	78	0.1	129	0.0
Hungary	1 994	1.4	8 215	0.9
Macedonia	2 111	1.5	13 884	1.6
Norway	738	0.5	7 059	0.8
Germany	3 389	2.4	20 288	2.3
Poland	4 473	3.2	21 892	2.5
Portugal	89	0.1	255	0.0
Romania	2 525	1.8	11 489	1.3
Russia	34 577	24.9	291 054	32.8
Slovakia	895	0.6	4 231	0.5
Slovenia	2 229	1.6	8 659	1.0
Serbia	31 168	22.4	221 743	25.0
Switzerland	740	0.5	2 858	0.3
Sweden	1 489	1.1	8 112	0.9
Spain	135	0.1	444	0.0
Turkey	1 696	1.2	2 826	0.3
Ukraine	5 562	4.0	41 024	4.6
Great Britain	2 955	2.1	16 241	1.8
Other european countries	616	0.4	2 104	0.2
Non-european countries	6 321	4.6	14 105	1.6
Australia	481	0.3	1 408	0.2
Israel	2 186	1.6	3 844	0.4
Japan	154	0.1	235	0.0
Canada	245	0.2	850	0.1
New Zeland	101	0.1	205	0.0
USA	1 134	0.8	3 660	0.4
Other non-european countries	2 020	1.5	3 903	0.4

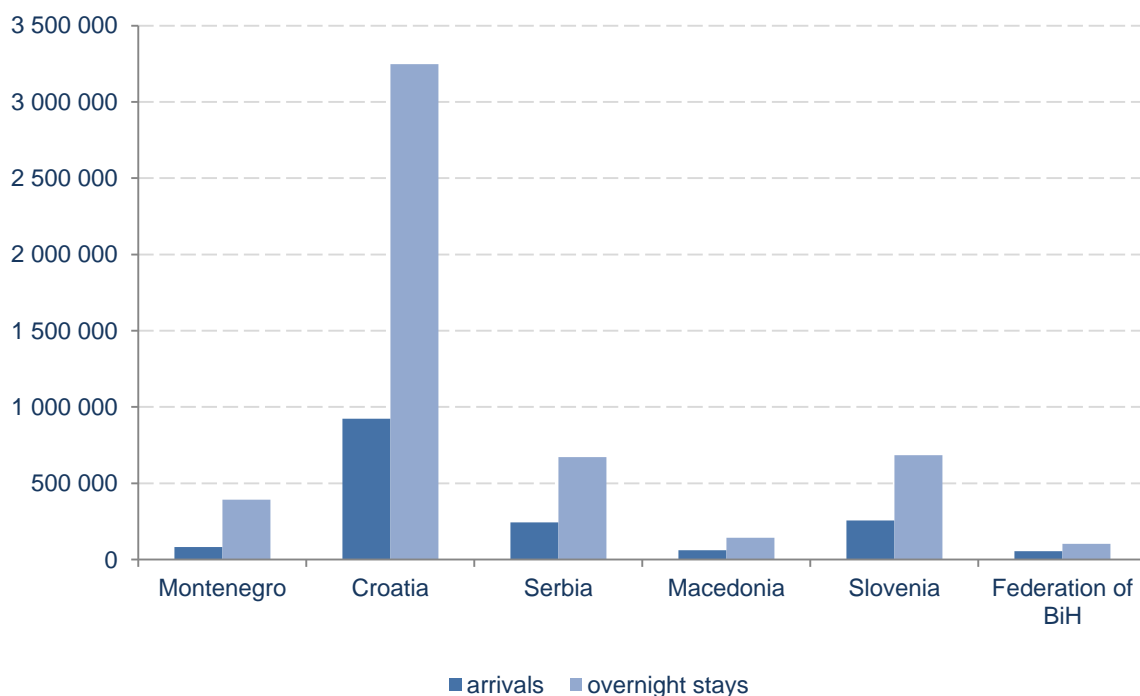
Table 6. Tourist arrivals and overnight stays, May 2012

Comparison with the countries of the region

Country	Tourist arrivals			Tourist overnight stays		
	Foreign	Domestic	Total	Foreign	Domestic	Total
	(1)	(2)	(3)=(1)+(2)	(1)	(2)	(3)=(1)+(2)
Montenegro	67 573	13 654	81 227	334 205	58 847	393 052
Croatia	763 612	159 908	923 520	2 860 153	387 617	3 247 770
Serbia	83 449	160 332	243 781	174 529	496 382	670 911
Macedonia	37 340	23 435	60 775	81 114	61 798	142 912
Slovenia	177 198	79 119	256 317	434 668	249 033	683 701
Federation of BiH	35 663	18 960	54 623	66 734	35 522	102 256

Graph 3. Tourist arrivals and overnight stays. May 2012

Comparison with the countries of the region



METHODOLOGICAL NOTES

Data on tourist turnover have been collected by regular Monthly report on tourists arrivals and overnight stays in the accommodation establishments (form TU-11). Reports are made on basis of reception records in guest books.

Tourist is a person who spends at least one night in an accommodation facility or some other object for accommodation of tourist, in a place other than his/her place of permanent residence for the reasons of rest or recreation, health, studies, sports, religion, family, business, public missions or meetings. Tourists do not include migrants, border workers, diplomats, member of military forces in the regular duty, refugees, etc.

Domestic tourist is a person with permanent residence in Montenegro who temporarily resides in any place of Montenegro, and spends at least one night in accommodation facility.

Foreign tourist is a person with permanent residence outside Montenegro, who temporarily resides in any place in Montenegro, and spends at least one night in an accommodation facility.

Published and printed by Statistical Office of Montenegro (MONSTAT)
81000 Podgorica, IV Proleterske 2. Phone: (+382) 20 230-811. Fax: (+382) 20 230-814

The release prepared by:

Ivana BOSKOVIC

Phone: +382-20-230 837

contact@monstat.org