

When using these data
 please indicate the source

Tourist arrivals and overnight stays July 2012

In Montenegro, in July 2012, tourists realised 359 243 arrivals which is 2.7% more than in July 2011, while they made 2 375 955 overnight stays which is 5.6% more than in July 2011. Overnight stays of domestic tourists represent 10%, while the foreign tourists represent 90% of all overnight stays in July 2012.

Concerning the structure of overnight stays of foreign tourists, in July 2012, the most of them were realised by tourists from Serbia (36.0%), Russia (21.4%), Bosnia and Herzegovina (9.2%), Ukraine (4.1%), Kosovo (3.5%), Czech Republic (2.4%), Macedonia (2.0%). Tourists from other countries realised 21.4% overnight stays.

Concerning the structure of overnight stays by type of resort, the most of them were realised in seaside resorts (98.2%), in mountain resorts (0.8%), in other tourist resorts (0.6%), in capital city and other resorts.

Graph 1. Annual indices of tourist arrivals and overnight stays

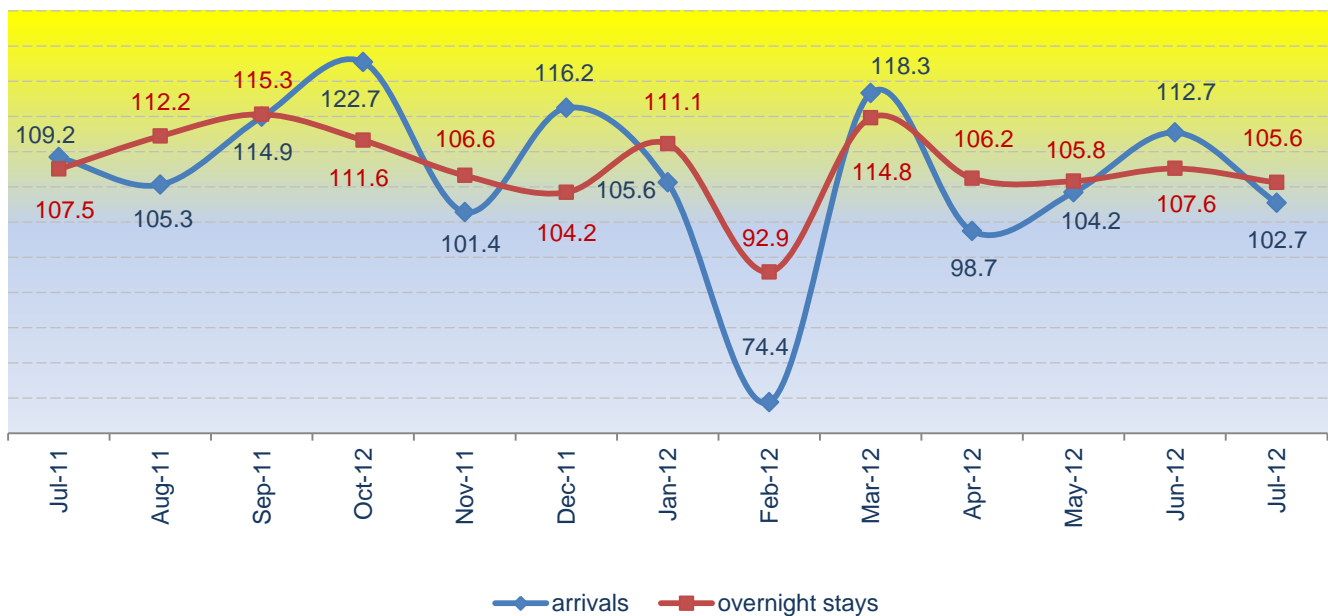


Table 1. Indices of tourist arrivals and overnight stays, July 2012

Indices	<u>Jul 2012</u> <u>Ø2010</u>	<u>Jul 2012</u> <u>Jun 2012</u>	<u>Jul 2012</u> <u>Jul 2011</u>	<u>Jan-Jul 2012</u> <u>Jan-Jul 2011</u>
Index of tourist arrivals	341.3	231.7	102.7	104.6
Index of tourist overnight stays	358.0	246.1	105.6	106.1

Table 2. Tourist arrivals and overnight stays

Month	Tourist arrivals			Tourist overnight stays		
	Foreign	Domestic	Total	Foreign	Domestic	Total
	(1)	(2)	(3)=(1)+(2)	(1)	(2)	(3)=(1)+(2)
2012						
Jan	11 071	5 157	16 228	42 864	19 383	62 247
Feb	8 764	3 027	11 791	36 683	15 116	51 799
Mar	16 219	5 681	21 900	59 320	21 424	80 744
Apr	26 965	5 009	31 974	103 563	21 447	125 010
May	67 573	13 654	81 227	334 205	58 847	393 052
Jun	138 878	16 161	155 039	888 529	76 848	965 377
July	321 370	37 513	359 243	2 142 863	233 092	2 375 955
2011	1 201 099	172 355	1 373 454	7 818 803	965 368	8 775 171
Jan	9 544	5 830	15 374	35 203	20 803	56 006
Feb	11 506	4 334	15 840	39 763	15 988	55 751
Mar	13 224	5 292	18 516	47 974	22 362	70 336
Apr	26 763	5 617	32 380	96 129	21 592	117 721
May	62 685	15 282	77 967	303 790	67 696	371 486
Jun	121 408	16 168	137 576	813 319	84 197	897 516
July	318 742	31 059	349 801	2 092 142	158 351	2 250 493
Aug	403 955	51 230	455 185	3 150 092	405 986	3 556 078
Sep	180 263	21 608	201 871	1 042 800	100 945	1 143 745
Oct	27 906	7 315	35 221	106 415	32 101	138 516
Nov	13 359	3 995	17 354	53 836	17 334	71 170
Dec	11 744	4 625	16 369	37 340	9 013	46 353
2010	1 087 794	175 191	1 262 985	6 977 860	987 033	7 964 893
Jan	9 138	5 062	14 200	38 477	18 620	57 097
Feb	12 457	4 609	17 066	47 164	17 296	64 460
Mar	13 049	4 157	17 206	51 761	19 528	71 289
Apr	20 824	5 097	25 921	79 323	17 740	97 063
May	65 371	13 777	79 148	315 496	62 229	377 725
Jun	106 161	15 175	121 336	715 204	91 662	806 866
July	279 472	40 815	320 287	1 843 520	250 787	2 094 307
Aug	384 065	48 203	432 268	2 830 076	338 858	3 168 934
Sep	152 394	23 242	175 636	884 857	106 856	991 713
Oct	22 258	6 451	28 709	93 552	30 615	124 167

Table 3. Indices of tourist arrivals and overnight stays

Month	Indices of tourist arrivals			Indices of tourist overnight stays		
	2010=100	monthly indices	annual indices	2010=100	monthly indices	annual indices
2012						
Jan	15.4	99.1	105.6	9.4	134.3	111.1
Feb	11.2	72.6	74.4	7.8	83.2	92.9
Mar	20.8	185.7	118.3	12.2	155.9	114.8
Apr	30.4	146.0	98.7	18.8	154.8	106.2
May	77.2	254.0	104.2	59.2	314.4	105.8
Jun	147.3	190.9	112.7	145.4	245.6	107.6
July	341.3	231.7	102.7	358.0	246.1	105.6
2011	108.7			110.2		
Jan	14.6	109.1	108.3	8.4	125.9	98.1
Feb	15.1	103	92.8	8.4	99.5	86.5
Mar	17.6	116.9	107.6	10.6	126.2	98.7
Apr	30.8	174.9	124.9	17.7	167.4	121.3
May	74.1	240.8	98.5	56	315.6	98.3
Jun	130.7	176.5	113.4	135.2	241.6	111.2
July	332.4	254.3	109.2	339.1	250.7	107.5
Aug	432.5	130.1	105.3	535.8	158	112.2
Sep	191.8	44.3	114.9	172.3	32.2	115.3
Oct	33.5	17.4	122.7	20.9	12.1	111.6
Nov	16.5	49.3	101.4	10.7	51.4	106.6
Dec	15.6	94.3	116.2	7	65.1	104.2
Ø 2010	100.0			100.0		
Jan	13.5	101	80.8	8.6	120.1	67.7
Feb	16.2	120.2	85.4	9.7	112.9	72.5
Mar	16.3	100.8	90.1	10.7	110.6	85.6
Apr	24.6	150.7	87.2	14.6	136.2	78.5
May	75.2	305.3	105	56.9	389.2	105.1
Jun	115.3	153.3	106.3	121.6	213.6	108.8
July	304.3	264	104.5	315.5	259.6	106.1
Aug	410.7	135	108.1	477.4	151.3	108
Sep	166.9	40.6	107.7	149.4	31.3	109.3
Oct	27.3	16.3	85.2	18.7	12.5	86.5
Nov	16.3	59.6	114.8	10.1	53.8	104.8
Dec	13.4	82.3	100.3	6.7	66.6	93.6

Table 4. Tourist arrivals and overnight stays by cities, July 2012

City	Tourist arrivals				Overnight stays			
	Foreign	Domestic	Total	Structure	Foreign	Domestic	Total	Structure
	(1)	(2)	(3)=(1)+(2)	(3) in %	(1)	(2)	(3)=(1)+(2)	(3) in %
Total	321 730	37 513	359 243	100.0	2 142 863	233 092	2 375 955	100.0
Budva	155 065	11 988	167 053	46.5	944 681	69 178	1 013 859	42.7
Herceg Novi	59 991	12 058	72 049	20.1	442 482	77 011	519 493	21.9
Bar	35 579	1 480	37 059	10.3	325 173	9 435	334 608	14.1
Ulcinj	36 692	6 460	43 152	12.0	239 826	53 221	293 047	12.3
Tivat	10 107	517	10 624	3.0	108 798	2 993	111 791	4.7
Kotor	9 734	1 186	10 920	3.0	54 479	6 703	61 182	2.6
Žabljak	3 224	1 100	4 324	1.2	6 575	4 058	10 633	0.4
Podgorica	4 913	239	5 152	1.4	8 586	405	8 991	0.4
Cetinje	1 420	823	2 243	0.6	2 333	5 961	8 294	0.3
Kolasin	2 000	695	2 695	0.8	3 542	1 676	5 218	0.2
Niksic	927	204	1 131	0.3	2 919	801	3 720	0.2
Pluzine	570	162	732	0.2	1 015	322	1 337	0.1
Bijelo Polje	290	192	482	0.1	500	638	1 138	0.0
Rozaje	234	130	364	0.1	679	320	999	0.0
Pljevlja	242	57	299	0.1	306	105	411	0.0
Danilovgrad	191	4	195	0.1	317	4	321	0.0
Mojkovac	203	54	257	0.1	216	70	286	0.0
Plav	191	77	268	0.1	202	77	279	0.0
Berane	102	81	183	0.1	157	108	265	0.0
Andrijevisa	55	6	61	0.0	77	6	83	0.0

Graph 2. Structure of tourist arrivals and overnight stays by cities, July 2012

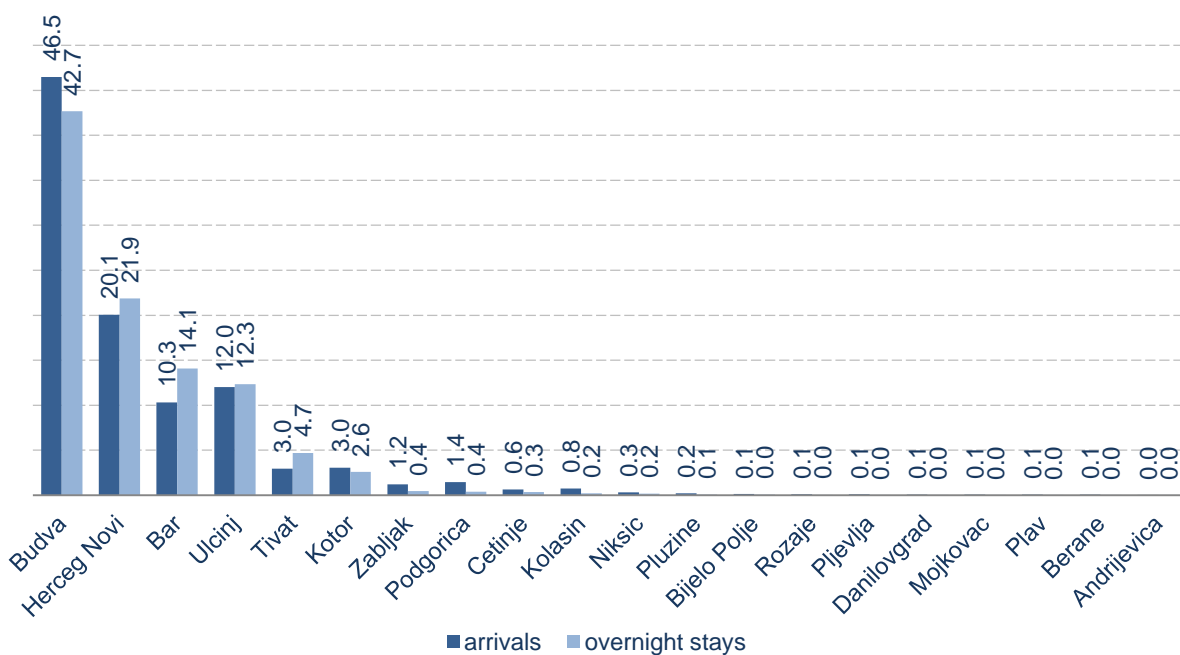


Table 5. Foreign tourist arrivals and overnight stays by countries, July 2012

Countries	Arrivals	Structure, in %	Overnight stays	Structure, in %
Foreign tourists	321 730	100.0	2 142 863	100.0
Europe	313 163	97.3	2 114 616	98.7
Albania	3 739	1.2	24 195	1.1
Austria	3 306	1.0	16 189	0.8
Belgium	1 388	0.4	6 479	0.3
Belarus	2 996	0.9	22 501	1.1
Bosnia and Herzegovina	29 072	9.0	197 545	9.2
Bulgaria	1 106	0.3	5 575	0.3
Czech Republic	7 337	2.3	51 128	2.4
Danmark	1 299	0.4	6 071	0.3
Estonia	134	0.0	867	0.0
Finland	348	0.1	1 608	0.1
France	4 642	1.4	22 794	1.1
Greece	700	0.2	2 364	0.1
Netherlands	1 196	0.4	5 919	0.3
Croatia	4 867	1.5	24 382	1.1
Ireland	399	0.1	1 951	0.1
Island	51	0.0	195	0.0
Italy	5 325	1.7	22 554	1.1
Kosovo	11 854	3.7	75 051	3.5
Latvia	701	0.2	3 416	0.2
Lithuania	1 477	0.5	8 567	0.4
Luxembourg	170	0.1	752	0.0
Hungary	3 830	1.2	20 725	1.0
Macedonia	6 278	2.0	42 257	2.0
Norway	1 693	0.5	11 673	0.5
Germany	6 221	1.9	36 795	1.7
Poland	7 827	2.4	39 725	1.9
Portugal	224	0.1	761	0.0
Romania	5 517	1.7	26 580	1.2
Russia	52 817	16.4	458 108	21.4
Slovakia	3 081	1.0	27 279	1.3
Slovenia	4 500	1.4	28 023	1.3
Serbia	112 543	35.0	770 914	36.0
Switzerland	4 354	1.4	22 141	1.0
Sweden	2 849	0.9	16 786	0.8
Spain	455	0.1	1 444	0.1
Turkey	2 206	0.7	4 221	0.2
Ukraine	12 689	3.9	88 304	4.1
Great Britain	2 516	0.8	12 462	0.6
Other european countries	1 456	0.5	6 315	0.3
Non-european countries	8 567	2.7	28 247	1.3
Australia	1 009	0.3	4 587	0.2
Israel	2 386	0.7	4 323	0.2
Japan	303	0.1	612	0.0
Canada	488	0.2	2 428	0.1
New Zeland	132	0.0	467	0.0
USA	1 668	0.5	7 647	0.4
Other non-european countries	2 581	0.8	8 183	0.4

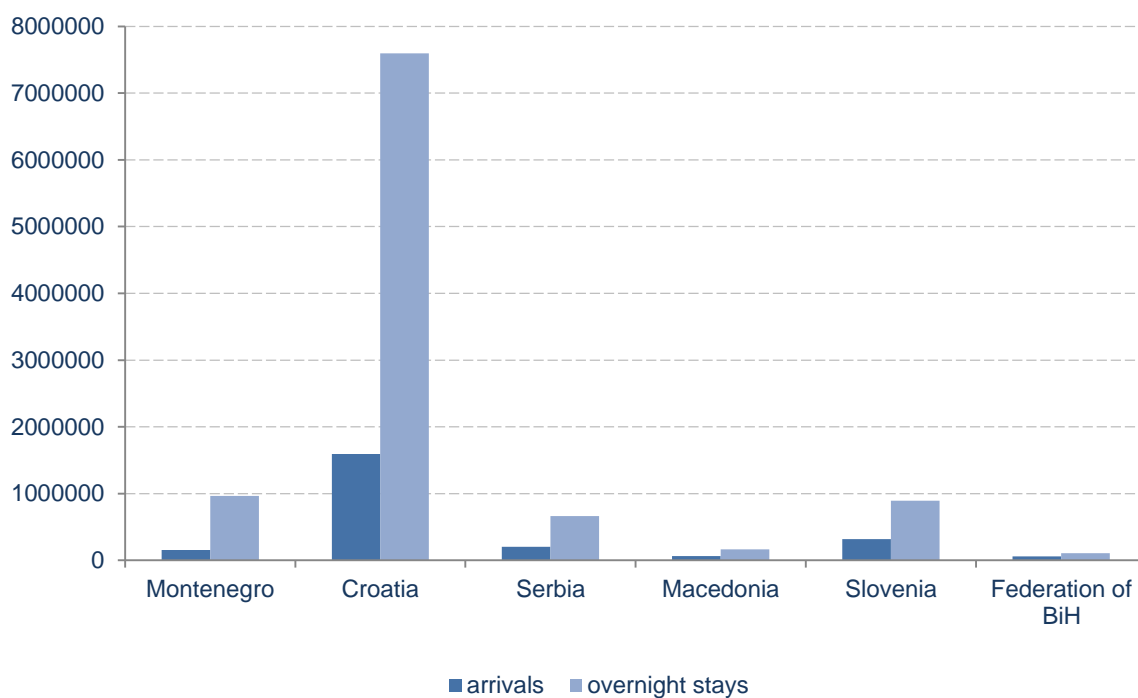
Table 6. Tourist arrivals and overnight stays, June 2012

Comparison with the countries of the region

Country	Tourist arrivals			Tourist overnight stays		
	Foreign	Domestic	Total	Foreign	Domestic	Total
	(1)	(2)	(3)=(1)+(2)	(1)	(2)	(3)=(1)+(2)
Montenegro	138 878	16 161	155 039	888 529	76 848	965 377
Croatia	1 425 405	169 046	1 594 451	7 026 293	571 025	7 597 318
Serbia	77 596	126 929	204 525	164 337	499 310	663 647
Macedonia	39 873	23 343	63 216	93 817	69 461	163 278
Slovenia	209 160	110 018	319 178	538 574	354 677	893 251
Federation of BiH	37 536	18 761	56 297	72 567	36 175	108 742

Graph 3. Tourist arrivals and overnight stays, June 2012

Comparison with the countries of the region



METHODOLOGICAL NOTES

Data on tourist turnover have been collected by regular Monthly report on tourists arrivals and overnight stays in the accommodation establishments (form TU-11). Reports are made on basis of reception records in guest books.

Tourist is a person who spends at least one night in an accommodation facility or some other object for accommodation of tourist, in a place other than his/her place of permanent residence for the reasons of rest or recreation, health, studies, sports, religion, family, business, public missions or meetings. Tourists do not include migrants, border workers, diplomats, member of military forces in the regular duty, refugees. etc.

Domestic tourist is a person with permanent residence in Montenegro who temporarily resides in any place of Montenegro, and spends at least one night in accommodation facility.

Foreign tourist is a person with permanent residence outside Montenegro, who temporarily resides in any place in Montenegro, and spends at least one night in an accommodation facility.

Published and printed by Statistical Office of Montenegro (MONSTAT)
81000 Podgorica, IV Proleterske 2. Phone: (+382) 20 230-811, Fax: (+382) 20 230-814

The release prepared by:

Ivana BOSKOVIC

Phone: +382-20-230 837

contact@monstat.org