

When using these data  
 please indicate the source

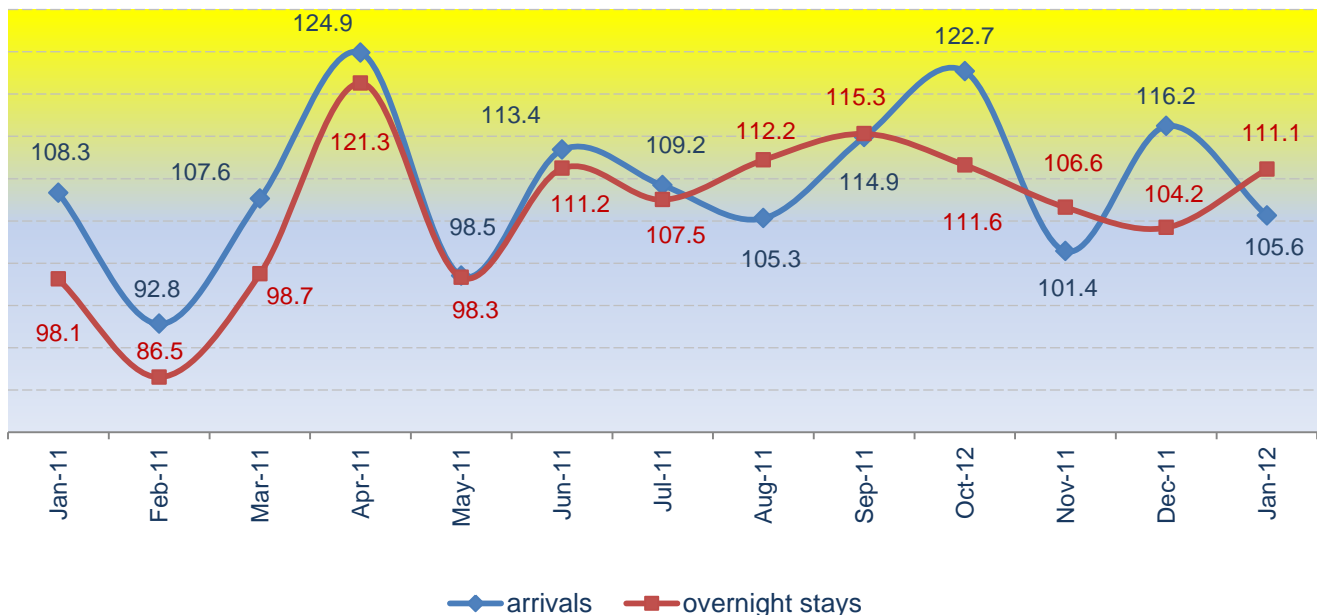
## Tourist arrivals and overnight stays January 2012

*In Montenegro, in January 2012, tourists realised 16 228 arrivals which is 5.6% more than in January 2011, while they made 62 247 overnight stays which is 11.1% more than in January 2011. Overnight stays of domestic tourists represent 31.14%, while the foreign tourists represent 68.9% of all overnight stays in January 2012.*

*Concerning the structure of overnight stays of foreign tourists, in January 2012, the most of them were realised by tourists from Russia (22.3%), Serbia (18.2%), Bosnia and Herzegovina (15.8%), Albania (12.0%), Italy (6.2%), Macedonia (3.9%), Croatia (3.3%). Tourists from other countries realised 18.3% overnight stays.*

*Concerning the structure of overnight stays by type of resort, the most of them were realised in seaside resorts (59.5%), in mountain resorts (19.2%), in capital city (10.8%), in other tourist resorts and other resorts.*

**Graph 1. Annual indices of tourist arrivals and overnight stays**



**Table 1. Indices of tourist arrivals and overnight stays, January 2012**

Indices	Jan 12 Ø2011	Jan 12 Dec 11	Jan 12 Jan 11	Jan-Dec 11 Jan-Dec 10
Index of tourist arrivals	14.2	99.1	105.6	108.7
Index of tourist overnight stays	8.5	134.3	111.1	110.2

**Table 2. Tourist arrivals and overnight stays**

Month	Tourist arrivals			Tourist overnight stays		
	Foreign	Domestic	Total	Foreign	Domestic	Total
	(1)	(2)	(3)=(1)+(2)	(1)	(2)	(3)=(1)+(2)
Jan-12	11 071	5 157	16 228	42 864	19 383	62 247
<b>2011</b>	<b>1 201 099</b>	<b>172 355</b>	<b>1 373 454</b>	<b>7 818 803</b>	<b>965 368</b>	<b>8 775 171</b>
Dec	11 744	4 625	16 369	37 340	9 013	46 353
Nov	13 359	3 995	17 354	53 836	17 334	71 170
Oct	27 906	7 315	35 221	106 415	32 101	138 516
Sep	180 263	21 608	201 871	1 042 800	100 945	1 143 745
Aug	403 955	51 230	455 185	3 150 092	405 986	3 556 078
July	318 742	31 059	349 801	2 092 142	158 351	2 250 493
Jun	121 408	16 168	137 576	813 319	84 197	897 516
May	62 685	15 282	77 967	303 790	67 696	371 486
Apr	26 763	5 617	32 380	96 129	21 592	117 721
Mar	13 224	5 292	18 516	47 974	22 362	70 336
Feb	11 506	4 334	15 840	39 763	15 988	55 751
Jan	9 544	5 830	15 374	35 203	20 803	56 006
<b>2010</b>	<b>1 087 794</b>	<b>175 191</b>	<b>1 262 985</b>	<b>6 977 860</b>	<b>987 033</b>	<b>7 964 893</b>
Dec	9 237	4 855	14 092	29 323	15 171	44 494
Nov	13 368	3 748	17 116	49 107	17 671	66 778
Oct	22 258	6 451	28 709	93 552	30 615	124 167
Sep	152 394	23 242	175 636	884 857	106 856	991 713
Aug	384 065	48 203	432 268	2 830 076	338 858	3 168 934
July	279 472	40 815	320 287	1 843 520	250 787	2 094 307
Jun	106 161	15 175	121 336	715 204	91 662	806 866
May	65 371	13 777	79 148	315 496	62 229	377 725
Apr	20 824	5 097	25 921	79 323	17 740	97 063
Mar	13 049	4 157	17 206	51 761	19 528	71 289
Feb	12 457	4 609	17 066	47 164	17 296	64 460
Jan	9 138	5 062	14 200	38 477	18 620	57 097

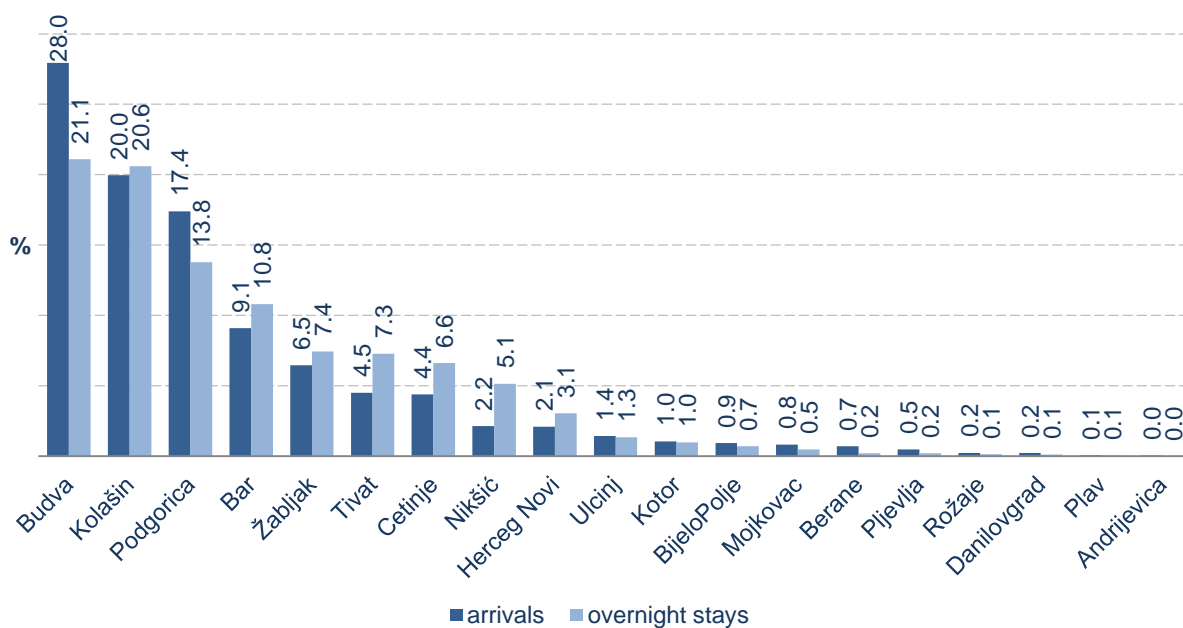
**Table 3. Indices of tourist arrivals and overnight stays**

Month	Indices of tourist arrivals			Indices of tourist overnight stays		
	2010=100	monthly indices	annual indices	2010=100	monthly indices	annual indices
Jan-12	15.4	99.1	105.6	9.4	134.3	111.1
<b>2011</b>	<b>108.7</b>			<b>110.2</b>		
Dec	15.6	94.3	116.2	7.0	65.1	104.2
Nov	16.5	49.3	101.4	10.7	51.4	106.6
Oct	33.5	17.4	122.7	20.9	12.1	111.6
Sep	191.8	44.3	114.9	172.3	32.2	115.3
Aug	432.5	130.1	105.3	535.8	158.0	112.2
July	332.4	254.3	109.2	339.1	250.7	107.5
Jun	130.7	176.5	113.4	135.2	241.6	111.2
May	74.1	240.8	98.5	56.0	315.6	98.3
Apr	30.8	174.9	124.9	17.7	167.4	121.3
Mar	17.6	116.9	107.6	10.6	126.2	98.7
Feb	15.1	103.0	92.8	8.4	99.5	86.5
Jan	14.6	109.1	108.3	8.4	125.9	98.1
<b>Ø 2010</b>	<b>100.0</b>			<b>100.0</b>		
Dec	13.4	82.3	100.3	6.7	66.6	93.6
Nov	16.3	59.6	114.8	10.1	53.8	104.8
Oct	27.3	16.3	85.2	18.7	12.5	86.5
Sep	166.9	40.6	107.7	149.4	31.3	109.3
Aug	410.7	135.0	108.1	477.4	151.3	108.0
July	304.3	264.0	104.5	315.5	259.6	106.1
Jun	115.3	153.3	106.3	121.6	213.6	108.8
May	75.2	305.3	105.0	56.9	389.2	105.1
Apr	24.6	150.7	87.2	14.6	136.2	78.5
Mar	16.3	100.8	90.1	10.7	110.6	85.6
Feb	16.2	120.2	85.4	9.7	112.9	72.5
Jan	13.5	101.0	80.8	8.6	120.1	67.7

**Table 4. Tourist arrivals and overnight stays by cities, January 2012**

City	Tourist arrivals				Overnight stays			
	Foreign	Domestic	Total	Structure	Foreign	Domestic	Total	Structure
	(1)	(2)	(3)=(1)+(2)	(3) in %	(1)	(2)	(3)=(1)+(2)	(3) in %
<b>Total</b>	<b>11 071</b>	<b>5 157</b>	<b>16 228</b>	<b>100.0</b>	<b>42 864</b>	<b>19 383</b>	<b>62 247</b>	<b>100.0</b>
Budva	3562	974	4536	28.0	10034	3096	13130	21.1
Kolasin	2119	1121	3240	20.0	11468	1359	12827	20.6
Podgorica	2236	586	2822	17.4	5359	3213	8572	13.8
Bar	1211	265	1476	9.1	4212	2507	6719	10.8
Žabljak	251	798	1049	6.5	3863	761	4624	7.4
Tivat	440	290	730	4.5	64	4474	4538	7.3
Cetinje	24	690	714	4.4	3837	278	4115	6.6
Niksic	250	99	349	2.2	613	2586	3199	5.1
Herceg Novi	294	46	340	2.1	1815	88	1903	3.1
Ulcinj	207	25	232	1.4	485	346	831	1.3
Kotor	160	9	169	1.0	175	431	606	1.0
Bijelo Polje	89	62	151	0.9	430	11	441	0.7
Mojkovac	94	41	135	0.8	236	57	293	0.5
Berane	53	61	114	0.7	64	63	127	0.2
Pljevlja	26	52	78	0.5	105	19	124	0.2
Rozaje	20	18	38	0.2	29	54	83	0.1
Danilovgrad	30	6	36	0.2	66	7	73	0.1
Plav	2	9	11	0.1	6	26	32	0.1
Andrijevica	3	5	8	0.0	3	7	10	0.0

**Graph 2. Structure of tourist arrivals and overnight stays by cities, January 2012**



**Table 5. Foreign tourist arrivals and overnight stays by countries, January 2012**

<b>Countries</b>	<b>Arrivals</b>	<b>Structure, in %</b>	<b>Overnight stays</b>	<b>Structure , in %</b>
<b>Foreign tourists</b>	<b>11 071</b>	<b>100.0</b>	<b>42 864</b>	<b>100.0</b>
<b>Europe</b>	<b>10 419</b>	<b>94.1</b>	<b>41 285</b>	<b>96.3</b>
Albania	2 163	19.5	5 139	12.0
Austria	96	0.9	352	0.8
Belgium	29	0.3	87	0.2
Byelorussia	14	0.1	153	0.4
Bosnia and Herzegovina	733	6.6	6 763	15.8
Bulgaria	95	0.9	225	0.5
Czech Republic	13	0.1	32	0.1
Danmark	13	0.1	31	0.1
Estonia	13	0.1	95	0.2
Finland	7	0.1	18	0.0
France	80	0.7	204	0.5
Greece	60	0.5	123	0.3
Netherlands	56	0.5	128	0.3
Croatia	528	4.8	1 415	3.3
Ireland	12	0.1	24	0.1
Island	2	0.0	16	0.0
Italy	933	8.4	2 651	6.2
Kosovo	187	1.7	1 090	2.5
Latvia	1	0.0	3	0.0
Lithuania	6	0.1	29	0.1
Luxembourg	4	0.0	7	0.0
Hungary	54	0.5	108	0.3
Macedonia	330	3.0	1 660	3.9
Norway	27	0.2	37	0.1
Germany	207	1.9	652	1.5
Poland	60	0.5	141	0.3
Portugal	6	0.1	29	0.1
Romania	67	0.6	268	0.6
Russia	1 673	15.1	9 560	22.3
Slovakia	21	0.2	55	0.1
Slovenia	218	3.0	592	1.4
Serbia	2 121	19.2	7 789	18.2
Switzerland	33	0.3	141	0.3
Sweden	50	0.5	200	0.5
Spain	29	0.3	94	0.2
Turkey	202	1.8	312	0.7
Ukraine	63	0.6	412	1.0
Great Britain	128	1.2	480	1.1
Other european countries	85	0.8	170	0.4
<b>Non-european countries</b>	<b>652</b>	<b>5.9</b>	<b>1 579</b>	<b>3.7</b>
Australia	28	0.3	32	0.1
Israel	117	1.1	235	0.5
Japan	32	0.3	45	0.1
Canada	44	0.4	108	0.3
New Zeland	4	0.0	11	0.0
USA	170	1.5	539	1.3
Other non-european countries	257	2.3	609	1.4

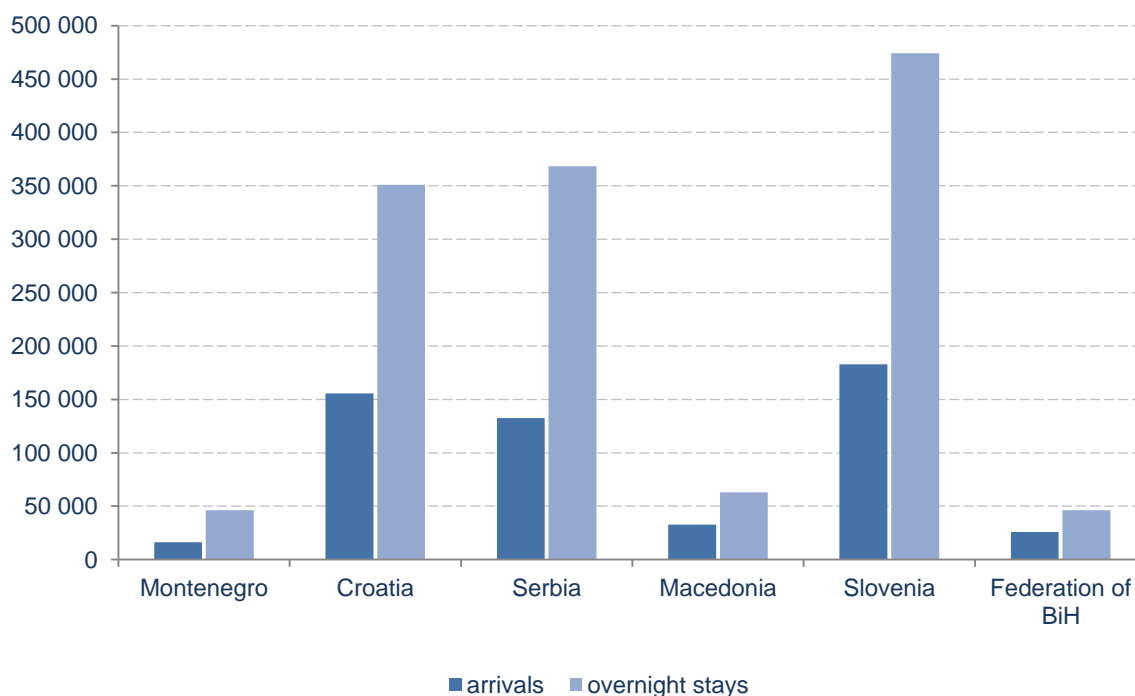
**Table 6. Tourist arrivals and overnight stays, December 2011**

**Comparison with the countries of the region**

Country	Tourist arrivals			Tourist overnight stays		
	Foreign	Domestic	Total	Foreign	Domestic	Total
	(1)	(2)	(3)=(1)+(2)	(1)	(2)	(3)=(1)+(2)
<b>Montenegro</b>	<b>11 744</b>	<b>4 625</b>	<b>16 369</b>	<b>37 340</b>	<b>9 013</b>	<b>46 353</b>
Croatia	82 152	73 464	155 616	194 390	156 431	350 821
Serbia	50 848	81 753	132 601	103 076	265 197	368 273
Macedonia	17 124	15 743	32 867	31 954	30 994	62 948
Slovenia	102 936	79 877	182 813	240 584	233 547	474 131
Federation of BiH	13 008	12 740	25 748	24 730	21 471	46 201

**Table 7. Tourist arrivals and overnight stays, December 2011**

**Comparison with the countries of the region**



## METHODOLOGICAL NOTES

Data on tourist turnover have been collected by regular Monthly report on tourists arrivals and overnight stays in the accommodation establishments (form TU-11). Reports are made on basis of reception records in guest books.

Tourist is a person who spends at least one night in an accommodation facility or some other object for accommodation of tourist, in a place other than his/her place of permanent residence for the reasons of rest or recreation, health, studies, sports, religion, family, business, public missions or meetings. Tourists do not include migrants, border workers, diplomats, member of military forces in the regular duty, refugees, etc.

Domestic tourist is a person with permanent residence in Montenegro who temporarily resides in any place of Montenegro, and spends at least one night in accommodation facility.

Foreign tourist is a person with permanent residence outside Montenegro, who temporarily resides in any place in Montenegro, and spends at least one night in an accommodation facility.

**Published and printed by Statistical Office of Montenegro (MONSTAT)  
81000 Podgorica, IV Proleterske 2, Phone: (+382) 20 230-811, Fax: (+382) 20 230-814**

*The release prepared by:*

**Ivana BOSKOVIC and Ana PRELEVIC**

**Phone: +382-20-230 837**

[contact@monstat.org](mailto:contact@monstat.org)