

When using these data
 please indicate the source

Tourist arrivals and overnight stays February 2012

In Montenegro, in February 2012, tourists realised 11 791 arrivals which is 25.6% less than in February 2011, while they made 51 799 overnight stays which is 7.1% less than in February 2011. Overnight stays of domestic tourists represent 29.18%, while the foreign tourists represent 70.82% of all overnight stays in February 2012.

Concerning the structure of overnight stays of foreign tourists, in February 2012, the most of them were realised by tourists from Serbia (27.0%), Bosnia and Herzegovina (17.7%), Russia (16.6%), Albania (6.5%), Macedonia (4.5%), Italy (3.6%), Croatia (3.6%). Tourists from other countries realised 20.5% overnight stays.

Concerning the structure of overnight stays by type of resort, the most of them were realised in seaside resorts (78.2%), in capital city (10.9%), in other tourist resorts (5.5%), in mountain resorts and other resorts.

Graph 1. Annual indices of tourist arrivals and overnight stays

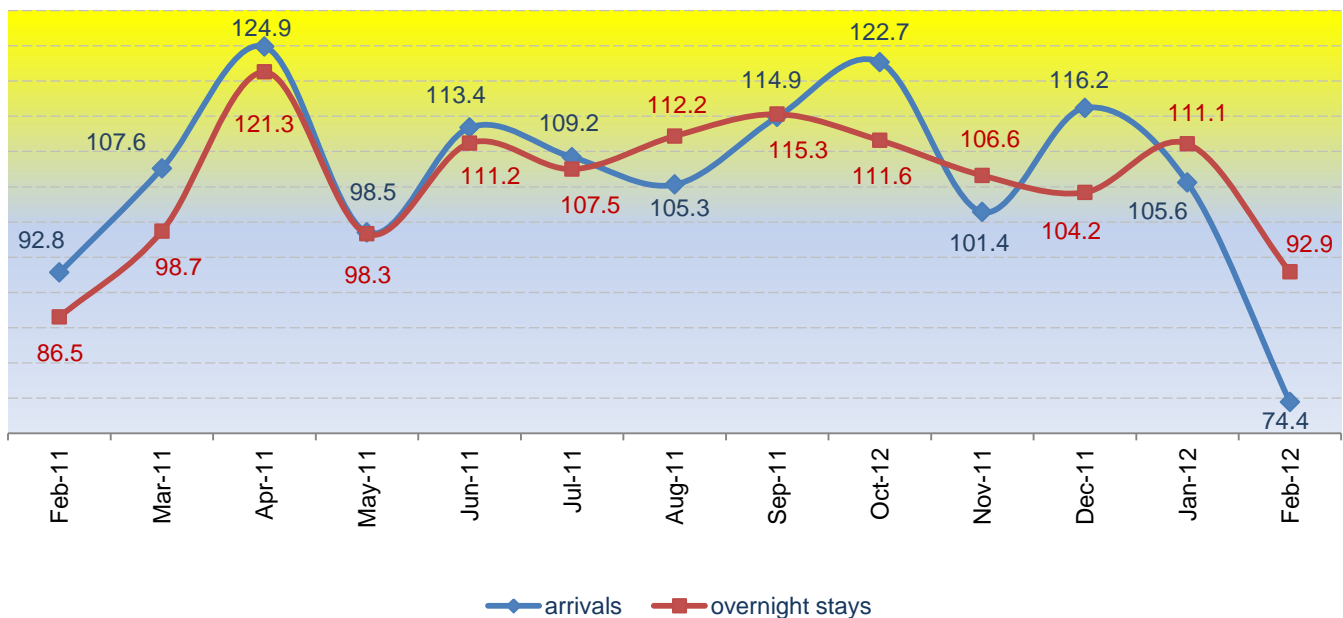


Table 1. Indices of tourist arrivals and overnight stays, February 2012

Indices	Feb 2012 Ø2011	Feb 2012 Jan 2012	Feb 2012 Feb 2011	Jan-Feb 2012 Jan-Feb 2011
Index of tourist arrivals	10.3	72.6	74.4	89.8
Index of tourist overnight stays	7.1	83.2	92.9	102.0

Table 2. Tourist arrivals and overnight stays

Month	Tourist arrivals			Tourist overnight stays		
	Foreign	Domestic	Total	Foreign	Domestic	Total
	(1)	(2)	(3)=(1)+(2)	(1)	(2)	(3)=(1)+(2)
Feb-12	8 764	3 027	11 791	36 683	15 116	51 799
Jan-12	11 071	5 157	16 228	42 864	19 383	62 247
2011	1 201 099	172 355	1 373 454	7 818 803	965 368	8 775 171
Dec	11 744	4 625	16 369	37 340	9 013	46 353
Nov	13 359	3 995	17 354	53 836	17 334	71 170
Oct	27 906	7 315	35 221	106 415	32 101	138 516
Sep	180 263	21 608	201 871	1 042 800	100 945	1 143 745
Aug	403 955	51 230	455 185	3 150 092	405 986	3 556 078
July	318 742	31 059	349 801	2 092 142	158 351	2 250 493
Jun	121 408	16 168	137 576	813 319	84 197	897 516
May	62 685	15 282	77 967	303 790	67 696	371 486
Apr	26 763	5 617	32 380	96 129	21 592	117 721
Mar	13 224	5 292	18 516	47 974	22 362	70 336
Feb	11 506	4 334	15 840	39 763	15 988	55 751
Jan	9 544	5 830	15 374	35 203	20 803	56 006
2010	1 087 794	175 191	1 262 985	6 977 860	987 033	7 964 893
Dec	9 237	4 855	14 092	29 323	15 171	44 494
Nov	13 368	3 748	17 116	49 107	17 671	66 778
Oct	22 258	6 451	28 709	93 552	30 615	124 167
Sep	152 394	23 242	175 636	884 857	106 856	991 713
Aug	384 065	48 203	432 268	2 830 076	338 858	3 168 934
July	279 472	40 815	320 287	1 843 520	250 787	2 094 307
Jun	106 161	15 175	121 336	715 204	91 662	806 866
May	65 371	13 777	79 148	315 496	62 229	377 725
Apr	20 824	5 097	25 921	79 323	17 740	97 063
Mar	13 049	4 157	17 206	51 761	19 528	71 289
Feb	12 457	4 609	17 066	47 164	17 296	64 460
Jan	9 138	5 062	14 200	38 477	18 620	57 097

Table 3. Indices of tourist arrivals and overnight stays

Month	Indices of tourist arrivals			Indices of tourist overnight stays		
	2010=100	monthly indices	annual indices	2010=100	monthly indices	annual indices
Feb-12	11.2	72.6	74.4	7.8	83.2	92.9
Jan-12	15.4	99.1	105.6	9.4	134.3	111.1
2011	108.7			110.2		
Dec	15.6	94.3	116.2	7.0	65.1	104.2
Nov	16.5	49.3	101.4	10.7	51.4	106.6
Oct	33.5	17.4	122.7	20.9	12.1	111.6
Sep	191.8	44.3	114.9	172.3	32.2	115.3
Aug	432.5	130.1	105.3	535.8	158.0	112.2
July	332.4	254.3	109.2	339.1	250.7	107.5
Jun	130.7	176.5	113.4	135.2	241.6	111.2
May	74.1	240.8	98.5	56.0	315.6	98.3
Apr	30.8	174.9	124.9	17.7	167.4	121.3
Mar	17.6	116.9	107.6	10.6	126.2	98.7
Feb	15.1	103.0	92.8	8.4	99.5	86.5
Jan	14.6	109.1	108.3	8.4	125.9	98.1
Ø 2010	100.0			100.0		
Dec	13.4	82.3	100.3	6.7	66.6	93.6
Nov	16.3	59.6	114.8	10.1	53.8	104.8
Oct	27.3	16.3	85.2	18.7	12.5	86.5
Sep	166.9	40.6	107.7	149.4	31.3	109.3
Aug	410.7	135.0	108.1	477.4	151.3	108.0
July	304.3	264.0	104.5	315.5	259.6	106.1
Jun	115.3	153.3	106.3	121.6	213.6	108.8
May	75.2	305.3	105.0	56.9	389.2	105.1
Apr	24.6	150.7	87.2	14.6	136.2	78.5
Mar	16.3	100.8	90.1	10.7	110.6	85.6
Feb	16.2	120.2	85.4	9.7	112.9	72.5
Jan	13.5	101.0	80.8	8.6	120.1	67.7

Table 4. Tourist arrivals and overnight stays by cities, February 2012

City	Tourist arrivals				Overnight stays			
	Foreign	Domestic	Total	Structure	Foreign	Domestic	Total	Structure
	(1)	(2)	(3)=(1)+(2)	(3) in %	(1)	(2)	(3)=(1)+(2)	(3) in %
Total	8 764	3 027	11 791	100.0	36 683	15 116	51 799	100.0
Podgorica	2 502	356	2 858	24.2	4 972	694	5 666	10.9
Budva	2 120	459	2 579	21.9	6 897	1 500	8 397	16.2
Herceg Novi	865	691	1 556	13.2	6 654	7 332	13 986	27.0
Bar	964	376	1 340	11.4	9 335	1 883	11 218	30.6
Kolasin	839	232	1 071	9.1	1 747	546	2 293	4.4
Tivat	659	200	859	7.3	5 123	340	5 463	14.9
Kotor	252	39	291	2.5	548	48	596	1.2
Niksic	210	59	269	2.3	508	224	732	2.0
Bijelo Polje	110	124	234	2.0	161	848	1 009	1.9
Zabljak	55	112	167	1.4	117	206	323	0.6
Cetinje	0	116	116	1.0	0	708	708	1.4
Ulcinj	45	66	111	0.9	381	493	874	1.7
Pljevlja	28	68	96	0.8	48	94	142	0.3
Mojkovac	35	59	94	0.8	47	124	171	0.3
Berane	29	41	70	0.6	33	47	80	0.2
Danilovgrad	38	17	55	0.5	68	17	85	0.2
Rozaje	13	12	25	0.2	44	12	56	0.1
Plav	0	0	0	0.0	0	0	0	0.0
Andrijevica	0	0	0	0.0	0	0	0	0.0

Graph 2. Structure of tourist arrivals and overnight stays by cities, February 2012

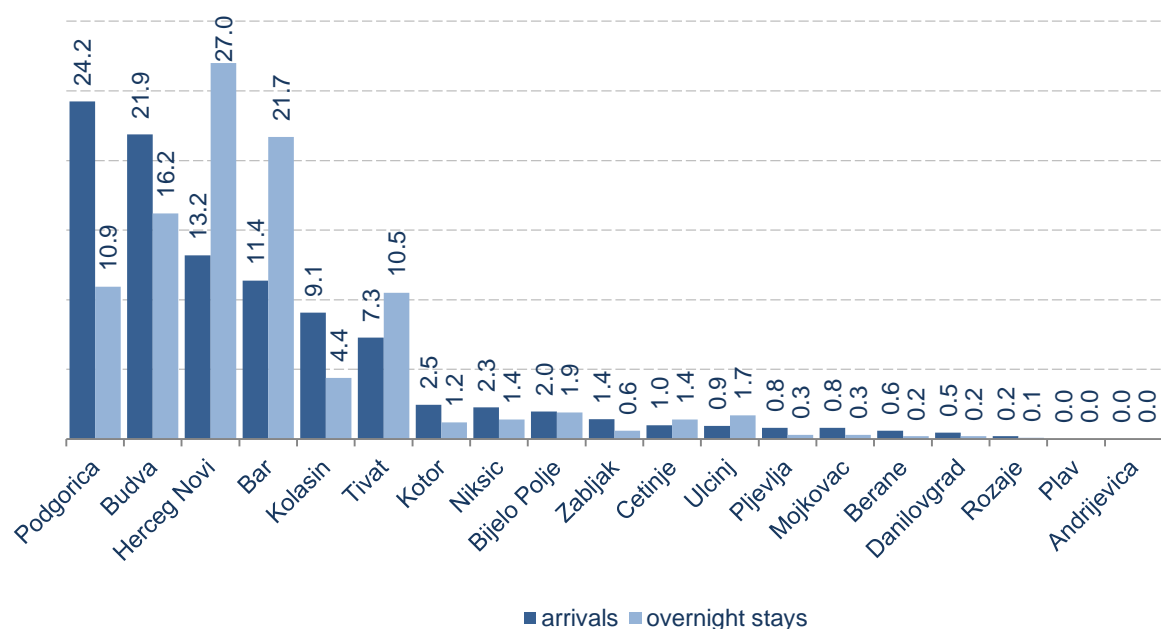


Table 5. Foreign tourist arrivals and overnight stays by countries, February 2012

Countries	Arrivals	Structure, in %	Overnight stays	Structure, in %
Foreign tourists	8 764	100.0	36 683	100.0
Europe	8 337	95.1	35 642	97.2
Albania	1 328	15.2	2 395	6.5
Austria	111	1.3	259	0.7
Belgium	19	0.2	33	0.1
Byelorussia	9	0.1	124	0.3
Bosnia and Herzegovina	553	6.3	6 488	17.7
Bulgaria	60	0.7	110	0.3
Czech Republic	47	0.5	89	0.2
Danmark	16	0.2	31	0.1
Estonia	4	0.0	25	0.1
Finland	13	0.1	20	0.1
France	129	1.5	329	0.9
Greece	50	0.6	124	0.3
Netherlands	54	0.6	110	0.3
Croatia	394	4.5	1 312	3.6
Ireland	21	0.2	31	0.1
Island	56	0.6	183	0.5
Italy	547	6.2	1 325	3.6
Kosovo	122	1.4	811	2.2
Latvia	6	0.1	8	0.0
Lithuania	11	0.1	57	0.2
Luxembourg	13	0.1	100	0.3
Hungary	44	0.5	89	0.2
Macedonia	207	2.4	1 641	4.5
Norway	12	0.1	75	0.2
Germany	188	2.1	759	2.1
Poland	105	1.2	395	1.1
Portugal	5	0.1	25	0.1
Romania	87	1.0	287	0.8
Russia	1 346	15.4	6 085	16.6
Slovakia	11	0.1	22	0.1
Slovenia	275	3.1	890	2.4
Serbia	2 027	23.1	9 915	27.0
Switzerland	32	0.4	70	0.2
Sweden	34	0.4	68	0.2
Spain	32	0.4	89	0.2
Turkey	96	1.1	263	0.7
Ukraina	52	0.6	291	0.8
Great Britain	174	2.0	614	1.7
Other european countries	47	0.5	100	0.3
Non-european countries	427	4.9	1 041	2.8
Australia	14	0.2	45	0.1
Israel	23	0.3	58	0.2
Japan	59	0.7	94	0.3
Canada	21	0.2	59	0.2
New Zeland	3	0.0	10	0.0
USA	138	1.6	311	0.8
Other non-european countries	169	1.9	464	1.3

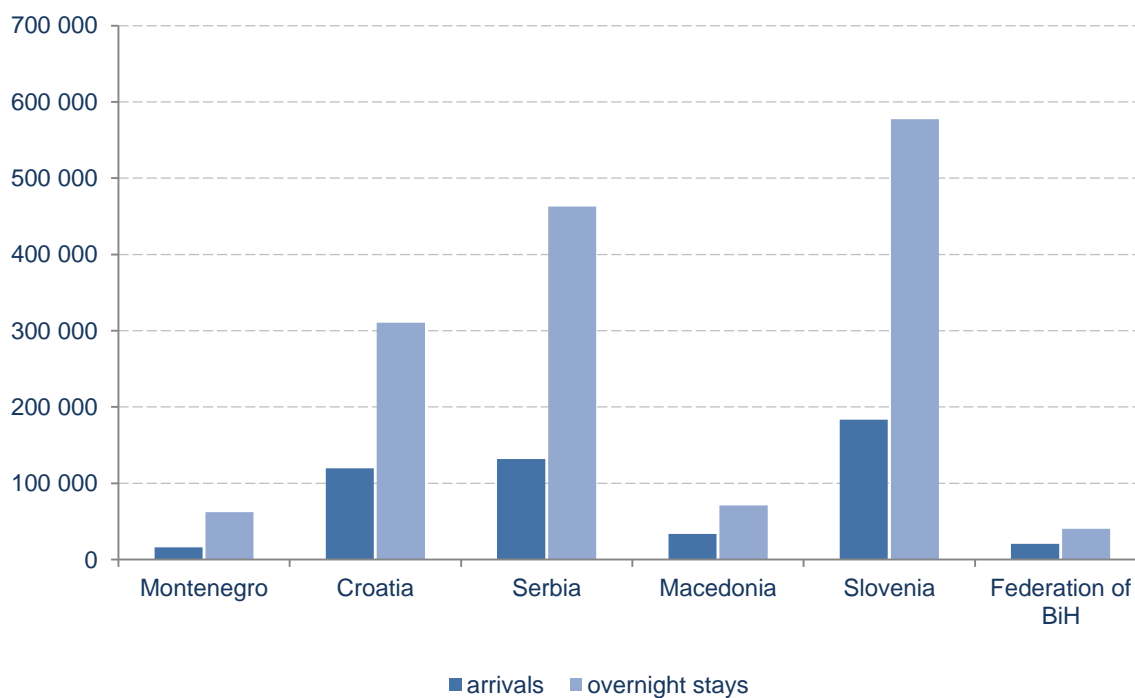
Table 6. Tourist arrivals and overnight stays, January 2012

Comparison with the countries of the region

Country	Tourist arrivals			Tourist overnight stays		
	Foreign	Domestic	Total	Foreign	Domestic	Total
	(1)	(2)	(3)=(1)+(2)	(1)	(2)	(3)=(1)+(2)
Montenegro	11 071	5 175	16 228	42 864	19 383	62 247
Croatia	57 304	62 461	119 765	141 689	168 773	310 462
Serbia	48 113	83 908	132 021	132 648	330 134	462 782
Macedonia	17 903	15 845	33 748	34 333	36 710	71 043
Slovenia	109 129	74 350	183 479	337 072	240 369	577 441
Federation of BiH	11 156	9 677	20 833	23 720	16 763	40 483

Graph 3. Tourist arrivals and overnight stays, January 2012

Comparison with the countries of the region



METHODOLOGICAL NOTES

Data on tourist turnover have been collected by regular Monthly report on tourists arrivals and overnight stays in the accommodation establishments (form TU-11). Reports are made on basis of reception records in guest books.

Tourist is a person who spends at least one night in an accommodation facility or some other object for accommodation of tourist, in a place other than his/her place of permanent residence for the reasons of rest or recreation, health, studies, sports, religion, family, business, public missions or meetings. Tourists do not include migrants, border workers, diplomats, member of military forces in the regular duty, refugees, etc.

Domestic tourist is a person with permanent residence in Montenegro who temporarily resides in any place of Montenegro, and spends at least one night in accommodation facility.

Foreign tourist is a person with permanent residence outside Montenegro, who temporarily resides in any place in Montenegro, and spends at least one night in an accommodation facility.

Published and printed by Statistical Office of Montenegro (MONSTAT)
81000 Podgorica, IV Proleterske 2, Phone: (+382) 20 230-811, Fax: (+382) 20 230-814

The release prepared by:

Ivana BOSKOVIC and Ana PRELEVIC

Phone: +382-20-230 837

contact@monstat.org