

When using these data
 please indicate the source

Tourist arrivals and overnight stays December 2012

In Montenegro, in December 2012, tourists realised 15 781 arrivals which is 3.6% less than in December 2011, while they made 48 124 overnight stays which is 4.0% more than in December 2011. Overnight stays of domestic tourists represent 21.7% while the foreign tourists represent 78.3% of all overnight stays in December 2012.

Concerning the structure of overnight stays of foreign tourists, in December 2012, the most of them were realised by tourists from Serbia (19.4%), Russia (11.0%), Bosnia and Herzegovina (10.8%), Albania (9.9%), Slovakia (9.3%), Italy (7.1%), Macedonia (6.3%), Kosovo (4.6%) Tourists from other countries realised 21.6% overnight stays.

Concerning the structure of overnight stays by type of resort, the most of them were realised in seaside resorts (73.4%), in capital city (13.1%), in mountain resorts (10.2%), in other tourist resorts and other resorts.

Graph 1. Annual indices of tourist arrivals and overnight stays

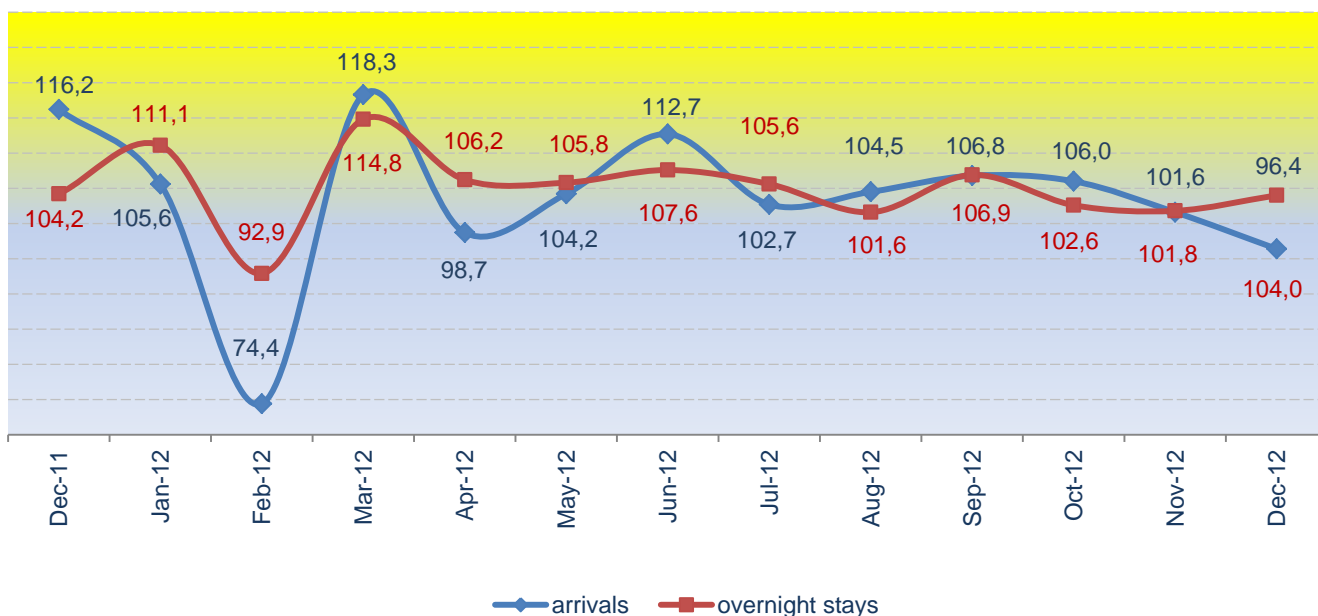


Table 1. Indices of tourist arrivals and overnight stays, December 2012

| Indices | <u>Dec 2012</u> Ø2010 | <u>Dec 2012</u> Nov 2012 | <u>Dec 2012</u> Dec 2011 | <u>Jan-Dec 2012</u> Jan-Dec 2011 |
|----------------------------------|--------------------------|-----------------------------|-----------------------------|-------------------------------------|
| Index of tourist arrivals | 15.0 | 89.5 | 96.4 | 104.8 |
| Index of tourist overnight stays | 7.3 | 66.5 | 104.0 | 104.3 |

Table 2. Tourist arrivals and overnight stays

| Month | Tourist arrivals | | | Tourist overnight stays | | |
|-------------|------------------|----------------|------------------|-------------------------|----------------|------------------|
| | Foreign | Domestic | Total | Foreign | Domestic | Total |
| | (1) | (2) | (3) = (1) + (2) | (1) | (2) | (3) = (1) + (2) |
| 2012 | | | | | | |
| Jan | 11 071 | 5 157 | 16 228 | 42 864 | 19 383 | 62 247 |
| Feb | 8 764 | 3 027 | 11 791 | 36 683 | 15 116 | 51 799 |
| Mar | 16 219 | 5 681 | 21 900 | 59 320 | 21 424 | 80 744 |
| Apr | 26 965 | 5 009 | 31 974 | 103 563 | 21 447 | 125 010 |
| May | 67 573 | 13 654 | 81 227 | 334 205 | 58 847 | 393 052 |
| Jun | 138 878 | 16 161 | 155 039 | 888 529 | 76 848 | 965 377 |
| July | 321 370 | 37 513 | 359 243 | 2 142 863 | 233 092 | 2 375 955 |
| Aug | 421 148 | 54 706 | 475 854 | 3 195 470 | 416 115 | 3 611 585 |
| Sep | 194 855 | 20 643 | 215 498 | 1 128 245 | 94 413 | 1 222 658 |
| Oct | 31 055 | 6 279 | 37 334 | 116 408 | 25 713 | 142 121 |
| Nov | 14 351 | 3 280 | 17 631 | 57 082 | 15 392 | 72 474 |
| Dec | 11 554 | 4 227 | 15 781 | 37 775 | 10 439 | 48 214 |
| 2011 | 1 201 099 | 172 355 | 1 373 454 | 7 818 803 | 965 368 | 8 775 171 |
| Jan | 9 544 | 5 830 | 15 374 | 35 203 | 20 803 | 56 006 |
| Feb | 11 506 | 4 334 | 15 840 | 39 763 | 15 988 | 55 751 |
| Mar | 13 224 | 5 292 | 18 516 | 47 974 | 22 362 | 70 336 |
| Apr | 26 763 | 5 617 | 32 380 | 96 129 | 21 592 | 117 721 |
| May | 62 685 | 15 282 | 77 967 | 303 790 | 67 696 | 371 486 |
| Jun | 121 408 | 16 168 | 137 576 | 813 319 | 84 197 | 897 516 |
| July | 318 742 | 31 059 | 349 801 | 2 092 142 | 158 351 | 2 250 493 |
| Aug | 403 955 | 51 230 | 455 185 | 3 150 092 | 405 986 | 3 556 078 |
| Sep | 180 263 | 21 608 | 201 871 | 1 042 800 | 100 945 | 1 143 745 |
| Oct | 27 906 | 7 315 | 35 221 | 106 415 | 32 101 | 138 516 |
| Nov | 13 359 | 3 995 | 17 354 | 53 836 | 17 334 | 71 170 |
| Dec | 11 744 | 4 625 | 16 369 | 37 340 | 9 013 | 46 353 |
| 2010 | 1 087 794 | 175 191 | 1 262 985 | 6 977 860 | 987 033 | 7 964 893 |
| Jan | 9 138 | 5 062 | 14 200 | 38 477 | 18 620 | 57 097 |
| Feb | 12 457 | 4 609 | 17 066 | 47 164 | 17 296 | 64 460 |
| Mar | 13 049 | 4 157 | 17 206 | 51 761 | 19 528 | 71 289 |
| Apr | 20 824 | 5 097 | 25 921 | 79 323 | 17 740 | 97 063 |
| May | 65 371 | 13 777 | 79 148 | 315 496 | 62 229 | 377 725 |

Table 3. Indices of tourist arrivals and overnight stays

| Month | Indices of tourist arrivals | | | Indices of tourist overnight stays | | |
|---------------|-----------------------------|-----------------|----------------|------------------------------------|-----------------|----------------|
| | 2010=100 | monthly indices | annual indices | 2010=100 | monthly indices | annual indices |
| 2012 | | | | | | |
| Jan | 15.4 | 99.1 | 105.6 | 9.4 | 134.3 | 111.1 |
| Feb | 11.2 | 72.6 | 74.4 | 7.8 | 83.2 | 92.9 |
| Mar | 20.8 | 185.7 | 118.3 | 12.2 | 155.9 | 114.8 |
| Apr | 30.4 | 146.0 | 98.7 | 18.8 | 154.8 | 106.2 |
| May | 77.2 | 254.0 | 104.2 | 59.2 | 314.4 | 105.8 |
| Jun | 147.3 | 190.9 | 112.7 | 145.4 | 245.6 | 107.6 |
| July | 341.3 | 231.7 | 102.7 | 358.0 | 246.1 | 105.6 |
| Aug | 452.1 | 132.5 | 104.5 | 544.1 | 152.0 | 101.6 |
| Sep | 204.8 | 45.3 | 106.8 | 184.2 | 33.9 | 106.9 |
| Oct | 35.5 | 17.3 | 106.0 | 21.4 | 11.6 | 102.6 |
| Nov | 16.8 | 47.2 | 101.6 | 10.9 | 51.0 | 101.8 |
| Dec | 15.0 | 89.5 | 96.4 | 7.3 | 66.5 | 104.0 |
| 2011 | 108.7 | | | 110.2 | | |
| Jan | 14.6 | 109.1 | 108.3 | 8.4 | 125.9 | 98.1 |
| Feb | 15.1 | 103 | 92.8 | 8.4 | 99.5 | 86.5 |
| Mar | 17.6 | 116.9 | 107.6 | 10.6 | 126.2 | 98.7 |
| Apr | 30.8 | 174.9 | 124.9 | 17.7 | 167.4 | 121.3 |
| May | 74.1 | 240.8 | 98.5 | 56 | 315.6 | 98.3 |
| Jun | 130.7 | 176.5 | 113.4 | 135.2 | 241.6 | 111.2 |
| July | 332.4 | 254.3 | 109.2 | 339.1 | 250.7 | 107.5 |
| Aug | 432.5 | 130.1 | 105.3 | 535.8 | 158 | 112.2 |
| Sep | 191.8 | 44.3 | 114.9 | 172.3 | 32.2 | 115.3 |
| Oct | 33.5 | 17.4 | 122.7 | 20.9 | 12.1 | 111.6 |
| Nov | 16.5 | 49.3 | 101.4 | 10.7 | 51.4 | 106.6 |
| Dec | 15.6 | 94.3 | 116.2 | 7 | 65.1 | 104.2 |
| Ø 2010 | 100.0 | | | 100.0 | | |
| Jan | 13.5 | 101 | 80.8 | 8.6 | 120.1 | 67.7 |
| Feb | 16.2 | 120.2 | 85.4 | 9.7 | 112.9 | 72.5 |
| Mar | 16.3 | 100.8 | 90.1 | 10.7 | 110.6 | 85.6 |
| Apr | 24.6 | 150.7 | 87.2 | 14.6 | 136.2 | 78.5 |
| May | 75.2 | 305.3 | 105 | 56.9 | 389.2 | 105.1 |
| Jun | 115.3 | 153.3 | 106.3 | 121.6 | 213.6 | 108.8 |
| July | 304.3 | 264 | 104.5 | 315.5 | 259.6 | 106.1 |
| Aug | 410.7 | 135 | 108.1 | 477.4 | 151.3 | 108 |
| Sep | 166.9 | 40.6 | 107.7 | 149.4 | 31.3 | 109.3 |
| Oct | 27.3 | 16.3 | 85.2 | 18.7 | 12.5 | 86.5 |
| Nov | 16.3 | 59.6 | 114.8 | 10.1 | 53.8 | 104.8 |
| Dec | 13.4 | 82.3 | 100.3 | 6.7 | 66.6 | 93.6 |

Table 4. Tourist arrivals and overnight stays by cities, December 2012

| City | Tourist arrivals | | | | Overnight stays | | | |
|--------------|------------------|--------------|-----------------|--------------|-----------------|---------------|-----------------|--------------|
| | Foreign | Domestic | Total | Structure | Foreign | Domestic | Total | Structure |
| | (1) | (2) | (3) = (1) + (2) | (3) in % | (1) | (2) | (3) = (1) + (2) | (3) in % |
| Total | 11 554 | 4 227 | 15 781 | 100.0 | 37 775 | 10 439 | 48 214 | 100.0 |
| Bar | 1 427 | 273 | 1 700 | 10.8 | 12 145 | 483 | 12 628 | 26.2 |
| Budva | 3 928 | 1 683 | 5 611 | 35.6 | 8 500 | 2 735 | 11 235 | 23.3 |
| Tivat | 566 | 294 | 860 | 5.4 | 5 672 | 740 | 6 412 | 13.3 |
| Podgorica | 3 029 | 443 | 3 472 | 22.0 | 5 527 | 775 | 6 302 | 13.1 |
| Herceg Novi | 185 | 182 | 367 | 2.3 | 669 | 3 670 | 4 339 | 9.0 |
| Kolasin | 1 413 | 369 | 1 782 | 11.3 | 3 165 | 643 | 3 808 | 7.9 |
| Žabljak | 127 | 514 | 641 | 4.1 | 283 | 763 | 1 046 | 2.2 |
| Kotor | 273 | 69 | 342 | 2.2 | 598 | 97 | 695 | 1.4 |
| Niksic | 210 | 73 | 283 | 1.8 | 420 | 112 | 532 | 1.1 |
| Danilovgrad | 115 | 28 | 143 | 0.9 | 377 | 29 | 406 | 0.8 |
| Bijelo Polje | 87 | 88 | 175 | 1.1 | 112 | 116 | 228 | 0.5 |
| Berane | 46 | 98 | 144 | 0.9 | 64 | 125 | 189 | 0.4 |
| Pljevlja | 43 | 48 | 91 | 0.6 | 60 | 65 | 125 | 0.3 |
| Cetinje | 39 | 20 | 59 | 0.4 | 76 | 22 | 98 | 0.2 |
| Mojkovac | 15 | 10 | 25 | 0.2 | 47 | 14 | 61 | 0.1 |
| Ulcinj | 26 | 11 | 37 | 0.2 | 31 | 19 | 50 | 0.1 |
| Andrijevica | 18 | 15 | 33 | 0.2 | 22 | 22 | 44 | 0.1 |
| Rozaje | 7 | 9 | 16 | 0.1 | 7 | 9 | 16 | 0.0 |

Graph 2. Structure of tourist arrivals and overnight stays by cities, December 2012

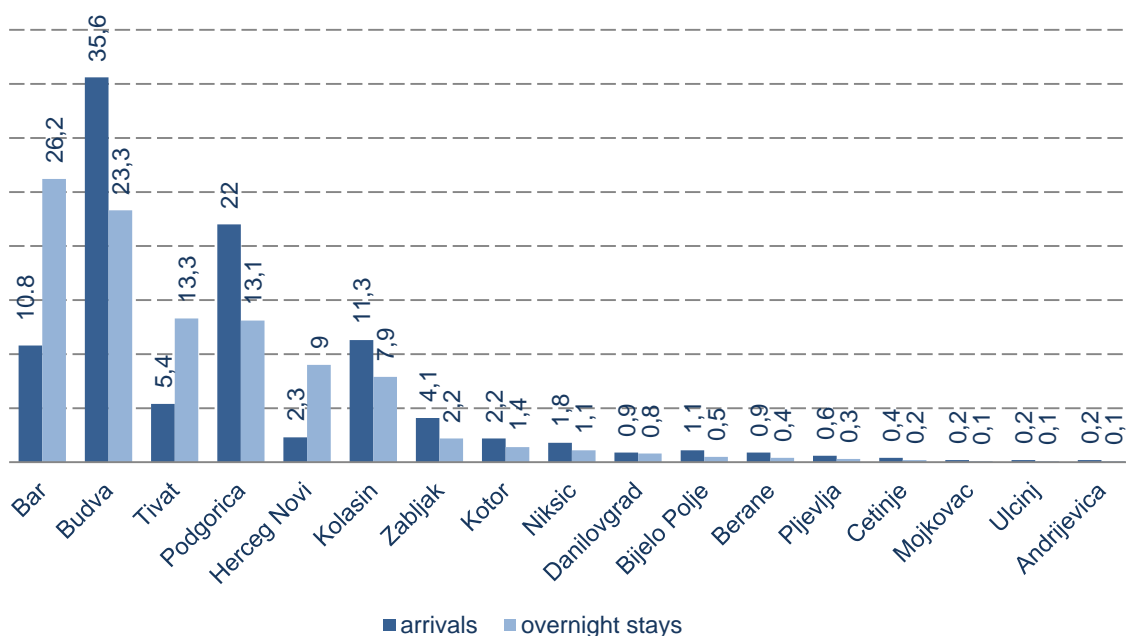


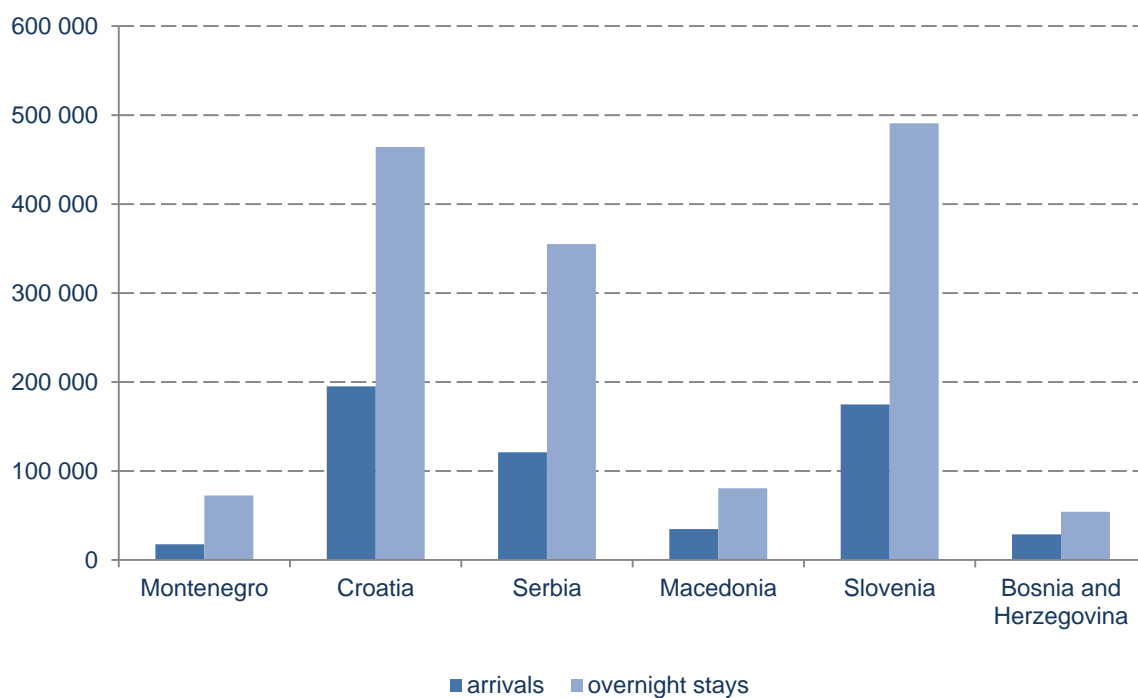
Table 5. Foreign tourist arrivals and overnight stays by countries, December 2012

| Countries | Arrivals | Structure, in % | Overnight stays | Structure, in % |
|-------------------------------|-----------------|------------------------|------------------------|------------------------|
| Foreign tourists | 11 554 | 100.0 | 37 775 | 100.0 |
| Europe | 11 053 | 95.7 | 36 468 | 96.5 |
| Albania | 1 904 | 16.5 | 3 750 | 9.9 |
| Austria | 111 | 1.0 | 272 | 0.7 |
| Belgium | 28 | 0.2 | 116 | 0.3 |
| Belarus | 6 | 0.1 | 64 | 0.2 |
| Bosnia and Herzegovina | 716 | 6.2 | 4 098 | 10.8 |
| Bulgaria | 137 | 1.2 | 228 | 0.6 |
| Czech Republic | 50 | 0.4 | 114 | 0.3 |
| Danmark | 22 | 0.2 | 48 | 0.1 |
| Estonia | 13 | 0.1 | 211 | 0.6 |
| Finland | 15 | 0.1 | 49 | 0.1 |
| France | 164 | 1.4 | 460 | 1.2 |
| Greece | 44 | 0.4 | 121 | 0.3 |
| Netherlands | 39 | 0.3 | 88 | 0.2 |
| Croatia | 624 | 5.4 | 1 431 | 3.8 |
| Ireland | 9 | 0.1 | 28 | 0.1 |
| Italy | 1 086 | 9.4 | 2 678 | 7.1 |
| Kosovo | 215 | 1.9 | 1 738 | 4.6 |
| Latvia | 2 | 0.0 | 29 | 0.1 |
| Lithuania | 8 | 0.1 | 51 | 0.1 |
| Luxembourg | 6 | 0.1 | 8 | 0.0 |
| Hungary | 59 | 0.5 | 142 | 0.4 |
| Macedonia | 328 | 2.8 | 2 368 | 6.3 |
| Norway | 22 | 0.2 | 41 | 0.1 |
| Germany | 174 | 1.5 | 576 | 1.5 |
| Poland | 36 | 0.3 | 65 | 0.2 |
| Portugal | 7 | 0.1 | 10 | 0.0 |
| Romania | 57 | 0.5 | 217 | 0.6 |
| Russia | 1 185 | 10.3 | 4 139 | 11.0 |
| Slovakia | 327 | 2.8 | 3 497 | 9.3 |
| Slovenia | 218 | 1.9 | 467 | 1.2 |
| Serbia | 2 641 | 22.9 | 7 341 | 19.4 |
| Switzerland | 42 | 0.4 | 80 | 0.2 |
| Sweden | 30 | 0.3 | 147 | 0.4 |
| Spain | 38 | 0.3 | 107 | 0.3 |
| Turkey | 131 | 1.1 | 242 | 0.6 |
| Ukraine | 94 | 0.8 | 575 | 1.5 |
| Great Britain | 128 | 1.1 | 354 | 0.9 |
| Other european countries | 337 | 2.9 | 518 | 1.4 |
| Non-european countries | 501 | 4.3 | 1 307 | 3.5 |
| Australia | 12 | 0.1 | 40 | 0.1 |
| Israel | 19 | 0.2 | 63 | 0.2 |
| Japan | 26 | 0.2 | 37 | 0.1 |
| Canada | 24 | 0.2 | 100 | 0.3 |
| New Zeland | 4 | 0.0 | 7 | 0.0 |
| USA | 159 | 1.4 | 375 | 1.0 |
| Other non-european countries | 257 | 2.2 | 685 | 1.8 |

Table 6. Tourist arrivals and overnight stays, November 2012
Comparison with the countries of the region

| Country | Tourist arrivals | | | Tourist overnight stays | | |
|------------------------|------------------|--------------|-----------------|-------------------------|---------------|-----------------|
| | Foreign | Domestic | Total | Foreign | Domestic | Total |
| | (1) | (2) | (3) = (1) + (2) | (1) | (2) | (3) = (1) + (2) |
| Montenegro | 14 351 | 3 280 | 17 631 | 57 082 | 15 392 | 72 474 |
| Croatia | 111 431 | 83 772 | 195 203 | 281 625 | 182 422 | 464 047 |
| Serbia | 54 372 | 66 629 | 121 001 | 117 959 | 236 983 | 354 942 |
| Macedonia | 20 512 | 14 244 | 34 756 | 42 102 | 38 478 | 80 580 |
| Slovenia | 102 747 | 72 109 | 174 856 | 276 363 | 214 406 | 490 769 |
| Bosnia and Herzegovina | 16 273 | 12 645 | 28 918 | 31 837 | 22 386 | 54 223 |

Graph 3. Tourist arrivals and overnight stays, November 2012
Comparison with the countries of the region



METHODOLOGICAL NOTES

Data on tourist turnover have been collected by regular Monthly report on tourists arrivals and overnight stays in the accommodation establishments (form TU-11). Reports are made on basis of reception records in guest books.

Tourist is a person who spends at least one night in an accommodation facility or some other object for accommodation of tourist, in a place other than his/her place of permanent residence for the reasons of rest or recreation, health, studies, sports, religion, family, business, public missions or meetings. Tourists do not include migrants, border workers, diplomats, member of military forces in the regular duty, refugees. etc.

Domestic tourist is a person with permanent residence in Montenegro who temporarily resides in any place of Montenegro, and spends at least one night in accommodation facility.

Foreign tourist is a person with permanent residence outside Montenegro, who temporarily resides in any place in Montenegro, and spends at least one night in an accommodation facility.

**Published and printed by Statistical Office of Montenegro (MONSTAT)
81000 Podgorica, IV Proleterske 2. Phone: (+382) 20 230-811, Fax: (+382) 20 230-814**

The release prepared by:

Ivana BOSKOVIC

Phone: +382-20-230 837

contact@monstat.org