

Tourist arrivals and overnight stays August 2012

In Montenegro, in August 2012, tourists realised 475 854 arrivals which is 4.5% more than in August 2011, while they made 3 611 585 overnight stays which is 1.6% more than in August 2011. Overnight stays of domestic tourists represent 11.5%, while the foreign tourists represent 88.5% of all overnight stays in August 2012.

Concerning the structure of overnight stays of foreign tourists, in August 2012, the most of them were realised by tourists from Serbia (30.5%), Russia (23.6%), Bosnia and Herzegovina (8.2%), Ukraine (4.2%), Kosovo (4.0%), Albania (2.6%), Czech Republic (2.4%), Poland (2.3%). Tourists from other countries realised 22.2% overnight stays.

Concerning the structure of overnight stays by type of resort, the most of them were realised in seaside resorts (98.6%), in mountain resorts (0.7%), in capital city (0.4%), in other tourist resorts and other resorts.

Graph 1. Annual indices of tourist arrivals and overnight stays

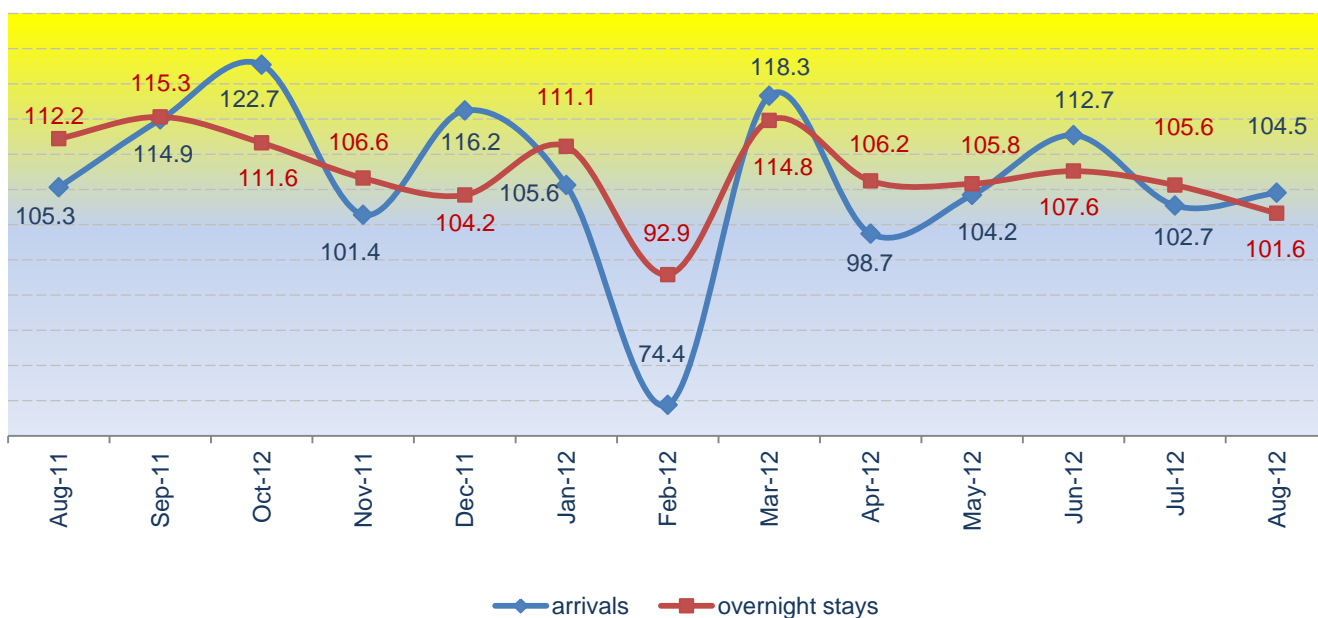


Table 1. Indices of tourist arrivals and overnight stays, August 2012

Indices	<u>Aug 2012</u> Ø2010	<u>Aug 2012</u> Jul 2012	<u>Aug 2012</u> Aug 2011	<u>Jan-Aug 2012</u> Jan-Aug 2011
Index of tourist arrivals	452.1	132.5	104.5	104.6
Index of tourist overnight stays	544.1	152.0	101.6	103.9

Table 2. Tourist arrivals and overnight stays

Month	Tourist arrivals			Tourist overnight stays		
	Foreign	Domestic	Total	Foreign	Domestic	Total
	(1)	(2)	(3)=(1)+(2)	(1)	(2)	(3)=(1)+(2)
2012						
Jan	11 071	5 157	16 228	42 864	19 383	62 247
Feb	8 764	3 027	11 791	36 683	15 116	51 799
Mar	16 219	5 681	21 900	59 320	21 424	80 744
Apr	26 965	5 009	31 974	103 563	21 447	125 010
May	67 573	13 654	81 227	334 205	58 847	393 052
Jun	138 878	16 161	155 039	888 529	76 848	965 377
July	321 370	37 513	359 243	2 142 863	233 092	2 375 955
Aug	421 148	54 706	475 854	3 195 470	416 115	3 611 585
2011	1 201 099	172 355	1 373 454	7 818 803	965 368	8 775 171
Jan	9 544	5 830	15 374	35 203	20 803	56 006
Feb	11 506	4 334	15 840	39 763	15 988	55 751
Mar	13 224	5 292	18 516	47 974	22 362	70 336
Apr	26 763	5 617	32 380	96 129	21 592	117 721
May	62 685	15 282	77 967	303 790	67 696	371 486
Jun	121 408	16 168	137 576	813 319	84 197	897 516
July	318 742	31 059	349 801	2 092 142	158 351	2 250 493
Aug	403 955	51 230	455 185	3 150 092	405 986	3 556 078
Sep	180 263	21 608	201 871	1 042 800	100 945	1 143 745
Oct	27 906	7 315	35 221	106 415	32 101	138 516
Nov	13 359	3 995	17 354	53 836	17 334	71 170
Dec	11 744	4 625	16 369	37 340	9 013	46 353
2010	1 087 794	175 191	1 262 985	6 977 860	987 033	7 964 893
Jan	9 138	5 062	14 200	38 477	18 620	57 097
Feb	12 457	4 609	17 066	47 164	17 296	64 460
Mar	13 049	4 157	17 206	51 761	19 528	71 289
Apr	20 824	5 097	25 921	79 323	17 740	97 063
May	65 371	13 777	79 148	315 496	62 229	377 725
Jun	106 161	15 175	121 336	715 204	91 662	806 866
July	279 472	40 815	320 287	1 843 520	250 787	2 094 307
Aug	384 065	48 203	432 268	2 830 076	338 858	3 168 934
Sep	152 394	23 242	175 636	884 857	106 856	991 713
Oct	22 258	6 451	28 709	93 552	30 615	124 167

Table 3. Indices of tourist arrivals and overnight stays

Month	Indices of tourist arrivals			Indices of tourist overnight stays		
	2010=100	monthly indices	annual indices	2010=100	monthly indices	annual indices
2012						
Jan	15.4	99.1	105.6	9.4	134.3	111.1
Feb	11.2	72.6	74.4	7.8	83.2	92.9
Mar	20.8	185.7	118.3	12.2	155.9	114.8
Apr	30.4	146.0	98.7	18.8	154.8	106.2
May	77.2	254.0	104.2	59.2	314.4	105.8
Jun	147.3	190.9	112.7	145.4	245.6	107.6
July	341.3	231.7	102.7	358.0	246.1	105.6
Aug	452.1	132.5	104.5	544.1	152.0	101.6
2011	108.7			110.2		
Jan	14.6	109.1	108.3	8.4	125.9	98.1
Feb	15.1	103	92.8	8.4	99.5	86.5
Mar	17.6	116.9	107.6	10.6	126.2	98.7
Apr	30.8	174.9	124.9	17.7	167.4	121.3
May	74.1	240.8	98.5	56	315.6	98.3
Jun	130.7	176.5	113.4	135.2	241.6	111.2
July	332.4	254.3	109.2	339.1	250.7	107.5
Aug	432.5	130.1	105.3	535.8	158	112.2
Sep	191.8	44.3	114.9	172.3	32.2	115.3
Oct	33.5	17.4	122.7	20.9	12.1	111.6
Nov	16.5	49.3	101.4	10.7	51.4	106.6
Dec	15.6	94.3	116.2	7	65.1	104.2
Ø 2010	100.0			100.0		
Jan	13.5	101	80.8	8.6	120.1	67.7
Feb	16.2	120.2	85.4	9.7	112.9	72.5
Mar	16.3	100.8	90.1	10.7	110.6	85.6
Apr	24.6	150.7	87.2	14.6	136.2	78.5
May	75.2	305.3	105	56.9	389.2	105.1
Jun	115.3	153.3	106.3	121.6	213.6	108.8
July	304.3	264	104.5	315.5	259.6	106.1
Aug	410.7	135	108.1	477.4	151.3	108
Sep	166.9	40.6	107.7	149.4	31.3	109.3
Oct	27.3	16.3	85.2	18.7	12.5	86.5
Nov	16.3	59.6	114.8	10.1	53.8	104.8
Dec	13.4	82.3	100.3	6.7	66.6	93.6

Table 4. Tourist arrivals and overnight stays by cities, August 2012

City	Tourist arrivals				Overnight stays			
	Foreign	Domestic	Total	Structure	Foreign	Domestic	Total	Structure
	(1)	(2)	(3)=(1)+(2)	(3) in %	(1)	(2)	(3)=(1)+(2)	(3) in %
Total	421 148	54 706	475 854	100.0	3 195 470	416 115	3 611 585	100.0
Budva	205 068	24 095	229 163	48.2	1 450 777	162 085	1 612 862	44.7
Herceg Novi	72 889	14 513	87 402	18.4	598 040	129 734	727 774	20.2
Bar	52 112	3 209	55 321	11.6	459 341	22 292	481 633	13.3
Ulcinj	38 914	6 951	45 865	9.6	365 403	76 348	441 751	12.2
Kotor	22 993	1 180	24 173	5.1	163 666	8 536	172 202	4.8
Tivat	10 955	503	11 458	2.4	122 803	2 393	125 196	3.5
Žabljak	5 648	1 426	7 074	1.5	10 727	5 273	16 000	0.4
Podgorica	4 601	540	5 141	1.1	10 683	2 256	12 939	0.4
Cetinje	1 937	656	2 593	0.5	2 755	3 320	6 075	0.2
Kolasin	2 395	613	3 008	0.6	4 517	1 554	6 071	0.2
Pljevlja	513	157	670	0.1	1 388	408	1 796	0.0
Niksic	840	104	944	0.2	1 491	205	1 696	0.0
Pluzine	726	148	874	0.2	1 126	394	1 520	0.0
Rozaje	263	147	410	0.1	867	396	1 263	0.0
Mojkovac	394	140	534	0.1	536	280	816	0.0
Bijelo Polje	202	188	390	0.1	278	449	727	0.0
Danilovgrad	247	10	257	0.1	501	12	513	0.0
Plav	271	70	341	0.1	338	70	408	0.0
Berane	120	48	168	0.0	173	97	270	0.0
Andrijevica	60	8	68	0.0	60	13	73	0.0

Graph 2. Structure of tourist arrivals and overnight stays by cities, August 2012

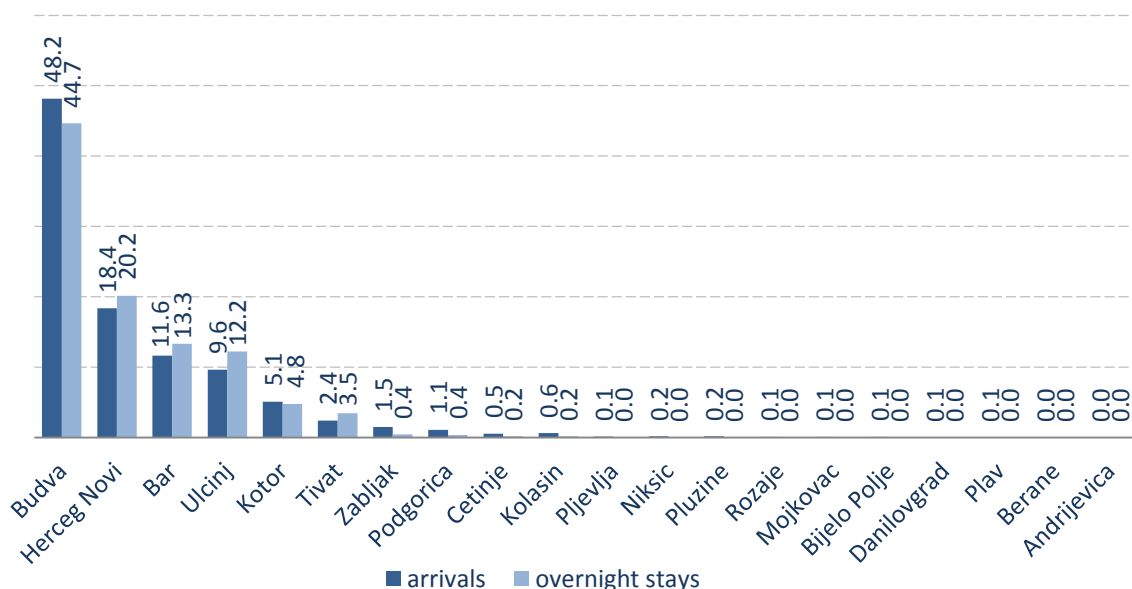


Table 5. Foreign tourist arrivals and overnight stays by countries, August 2012

Countries	Arrivals	Structure, in %	Overnight stays	Structure, in %
Foreign tourists	421 148	100.0	3 195 470	100.0
Europe	406 907	96.6	3 132 769	98.0
Albania	5 800	1.4	83 626	2.6
Austria	4 695	1.1	26 669	0.8
Belgium	1 358	0.3	6 844	0.2
Belarus	7 163	1.7	46 000	1.4
Bosnia and Herzegovina	33 526	8.0	263 496	8.2
Bulgaria	1 217	0.3	6 553	0.2
Czech Republic	10 659	2.5	75 698	2.4
Danmark	537	0.1	2 771	0.1
Estonia	449	0.1	1 611	0.1
Finland	204	0.0	1 091	0.0
France	8 747	2.1	45 240	1.4
Greece	766	0.2	3 139	0.1
Netherlands	2 097	0.5	12 198	0.4
Croatia	6 391	1.5	42 208	1.3
Ireland	1 654	0.4	11 436	0.4
Island	47	0.0	133	0.0
Italy	12 158	2.9	67 564	2.1
Kosovo	11 038	2.6	128 964	4.0
Latvia	81	0.0	352	0.0
Lithuania	2 374	0.6	18 386	0.6
Luxembourg	210	0.0	869	0.0
Hungary	5 477	1.3	35 182	1.1
Macedonia	9 356	2.2	62 774	2.0
Norway	1 802	0.4	12 730	0.4
Germany	10 055	2.4	64 900	2.0
Poland	12 094	2.9	72 612	2.3
Portugal	301	0.1	1 245	0.0
Romania	9 098	2.2	49 574	1.6
Russia	88 750	21.1	752 726	23.6
Slovakia	3 546	0.8	23 079	0.7
Slovenia	3 757	0.9	20 059	0.6
Serbia	118 156	28,1	973 735	30.5
Switzerland	2 600	0.6	11 792	0.4
Sweden	1 847	0.4	12 692	0.4
Spain	1 026	0.2	3 194	0.1
Turkey	1 841	0.4	5 873	0.2
Ukraine	17 303	4.1	133 678	4.2
Great Britain	4 949	1.2	28 095	0.9
Other european countries	3 778	0.9	23 981	0.8
Non-european countries	14 241	3.4	62 701	2.0
Australia	1 407	0.3	8 796	0.3
Israel	3 458	0.8	8 439	0.3
Japan	417	0.1	1 516	0.0
Canada	1 140	0.3	5 157	0.2
New Zeland	142	0.0	414	0.0
USA	3 318	0.8	18 979	0.6
Other non-european countries	4 359	1.0	19 400	0.6

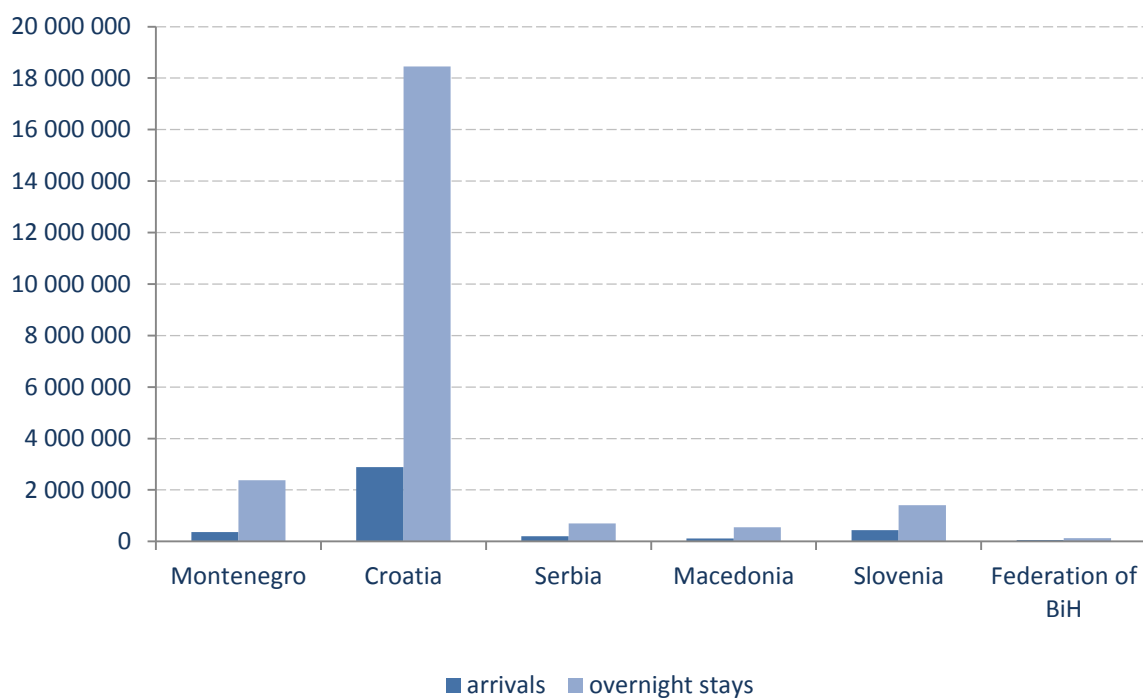
Table 6. Tourist arrivals and overnight stays, July 2012

Comparison with the countries of the region

Country	Tourist arrivals			Tourist overnight stays		
	Foreign	Domestic	Total	Foreign	Domestic	Total
	(1)	(2)	(3)=(1)+(2)	(1)	(2)	(3)=(1)+(2)
Montenegro	321 730	37 513	359 243	2 142 863	233 092	2 375 955
Croatia	2 674 460	208 194	2 882 654	17 307 290	1 148 726	18 456 016
Serbia	84 570	118 904	203 474	200 526	500 476	701 002
Macedonia	42 871	74 042	116 913	116 020	429 317	545 337
Slovenia	315 900	122 246	438 146	923 192	483 097	1 406 289
Federation of BiH	39 670	13 229	52 899	93 494	32 640	126 134

Graph 3. Tourist arrivals and overnight stays, July 2012

Comparison with the countries of the region



METHODOLOGICAL NOTES

Data on tourist turnover have been collected by regular Monthly report on tourists arrivals and overnight stays in the accommodation establishments (form TU-11). Reports are made on basis of reception records in guest books.

Tourist is a person who spends at least one night in an accommodation facility or some other object for accommodation of tourist, in a place other than his/her place of permanent residence for the reasons of rest or recreation, health, studies, sports, religion, family, business, public missions or meetings. Tourists do not include migrants, border workers, diplomats, member of military forces in the regular duty, refugees. etc.

Domestic tourist is a person with permanent residence in Montenegro who temporarily resides in any place of Montenegro, and spends at least one night in accommodation facility.

Foreign tourist is a person with permanent residence outside Montenegro, who temporarily resides in any place in Montenegro, and spends at least one night in an accommodation facility.

Published and printed by Statistical Office of Montenegro (MONSTAT)
81000 Podgorica, IV Proleterske 2. Phone: (+382) 20 230-811, Fax: (+382) 20 230-814

The release prepared by:

Ivana BOSKOVIC

Phone: +382-20-230 837

contact@monstat.org