

When using these data  
 please indicate the source

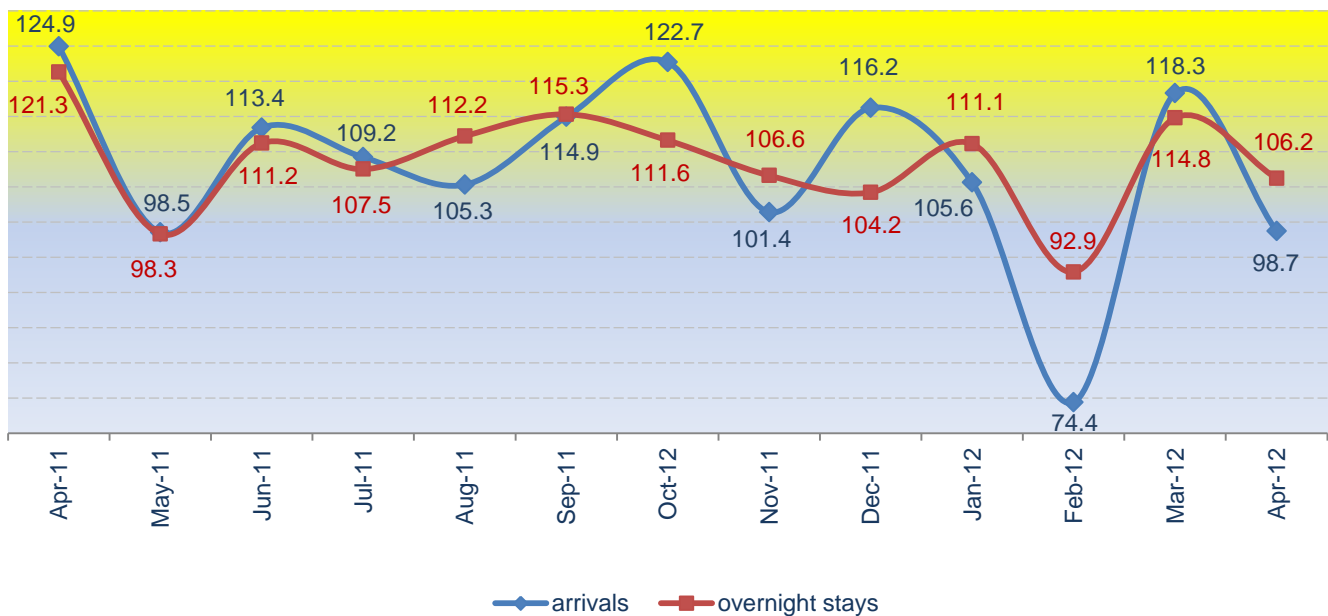
## Tourist arrivals and overnight stays April 2012

In Montenegro, in April 2012, tourists realised 31 974 arrivals which is 1.3% less than in April 2011, while they made 125 010 overnight stays which is 6.2% more than in April 2011. Overnight stays of domestic tourists represent 17.16%, while the foreign tourists represent 82.84% of all overnight stays in April 2012.

Concerning the structure of overnight stays of foreign tourists, in April 2012, the most of them were realised by tourists from Serbia (13.9%), Russia (13.6%), France (12.7%), Bosnia and Herzegovina (9.6%), Germany (6.1%), Italy (5.0%), Netherlands (4.4%). Tourists from other countries realised 34.7% overnight stays.

Concerning the structure of overnight stays by type of resort, the most of them were realised in seaside resorts (87.2%), in capital city (5.6%), in other tourist resorts (4.7%), in mountain resorts and other resorts.

**Graph 1. Annual indices of tourist arrivals and overnight stays**



**Table 1. Indices of tourist arrivals and overnight stays, April 2012**

<b>Indices</b>	<b>Apr 2012 Ø2010</b>	<b>Apr 2012 Mar 2012</b>	<b>Apr 2012 Apr 2011</b>	<b>Jan-Apr 2012 Jan-Apr 2011</b>
Index of tourist arrivals	30.4	146.0	98.7	99.7
Index of tourist overnight stays	18.8	154.8	106.2	106.7

**Table 2. Tourist arrivals and overnight stays**

<b>Month</b>	<b>Tourist arrivals</b>			<b>Tourist overnight stays</b>		
	<b>Foreign</b>	<b>Domestic</b>	<b>Total</b>	<b>Foreign</b>	<b>Domestic</b>	<b>Total</b>
	<i>(1)</i>	<i>(2)</i>	<i>(3)=(1)+(2)</i>	<i>(1)</i>	<i>(2)</i>	<i>(3)=(1)+(2)</i>
<b>2012</b>						
Jan	11 071	5 157	16 228	42 864	19 383	62 247
Feb	8 764	3 027	11 791	36 683	15 116	51 799
Mar	16 219	5 681	21 900	59 320	21 424	80 744
Apr	26 965	5 009	31 974	103 563	21 447	125 010
<b>2011</b>	<b>1 201 099</b>	<b>172 355</b>	<b>1 373 454</b>	<b>7 818 803</b>	<b>965 368</b>	<b>8 775 171</b>
Jan	9 544	5 830	15 374	35 203	20 803	56 006
Feb	11 506	4 334	15 840	39 763	15 988	55 751
Mar	13 224	5 292	18 516	47 974	22 362	70 336
Apr	26 763	5 617	32 380	96 129	21 592	117 721
May	62 685	15 282	77 967	303 790	67 696	371 486
Jun	121 408	16 168	137 576	813 319	84 197	897 516
July	318 742	31 059	349 801	2 092 142	158 351	2 250 493
Aug	403 955	51 230	455 185	3 150 092	405 986	3 556 078
Sep	180 263	21 608	201 871	1 042 800	100 945	1 143 745
Oct	27 906	7 315	35 221	106 415	32 101	138 516
Nov	13 359	3 995	17 354	53 836	17 334	71 170
Dec	11 744	4 625	16 369	37 340	9 013	46 353
<b>2010</b>	<b>1 087 794</b>	<b>175 191</b>	<b>1 262 985</b>	<b>6 977 860</b>	<b>987 033</b>	<b>7 964 893</b>
Jan	9 138	5 062	14 200	38 477	18 620	57 097
Feb	12 457	4 609	17 066	47 164	17 296	64 460
Mar	13 049	4 157	17 206	51 761	19 528	71 289
Apr	20 824	5 097	25 921	79 323	17 740	97 063
May	65 371	13 777	79 148	315 496	62 229	377 725
Jun	106 161	15 175	121 336	715 204	91 662	806 866
July	279 472	40 815	320 287	1 843 520	250 787	2 094 307
Aug	384 065	48 203	432 268	2 830 076	338 858	3 168 934
Sep	152 394	23 242	175 636	884 857	106 856	991 713
Oct	22 258	6 451	28 709	93 552	30 615	124 167
Nov	13 368	3 748	17 116	49 107	17 671	66 778
Dec	9 237	4 855	14 092	29 323	15 171	44 494

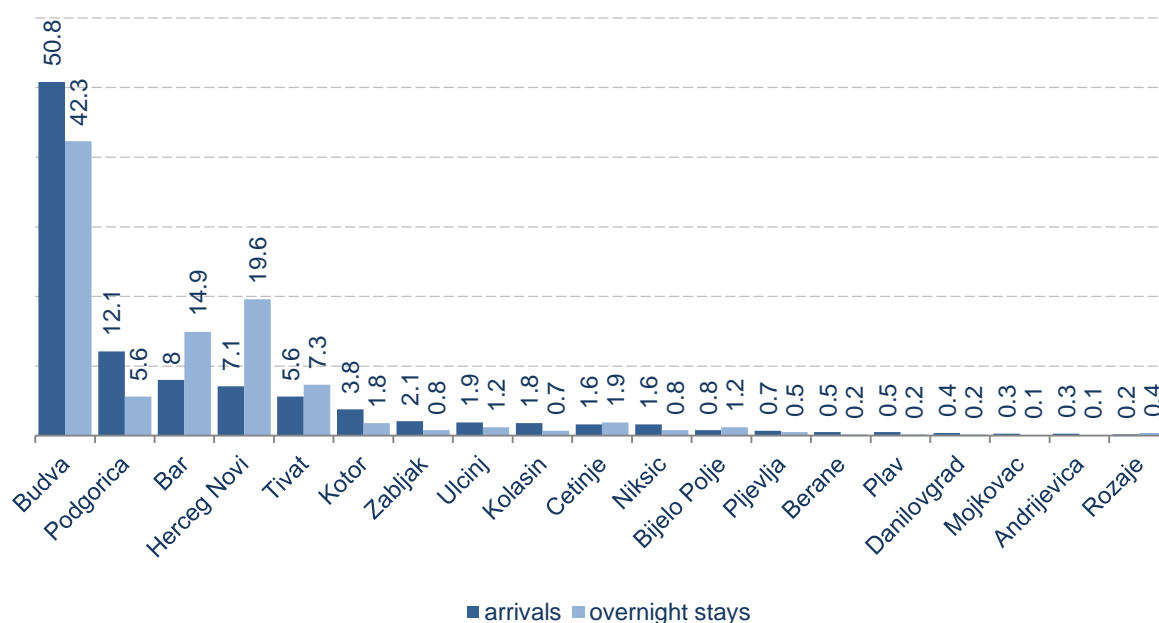
**Table 3. Indices of tourist arrivals and overnight stays**

Month	Indices of tourist arrivals			Indices of tourist overnight stays		
	2010=100	monthly indices	annual indices	2010=100	monthly indices	annual indices
<b>2012</b>						
Jan	15.4	99.1	105.6	9.4	134.3	111.1
Feb	11.2	72.6	74.4	7.8	83.2	92.9
Mar	20.8	185.7	118.3	12.2	155.9	114.8
Apr	30.4	146.0	98.7	18.8	154.8	106.2
<b>2011</b>	<b>108.7</b>			<b>110.2</b>		
Jan	14.6	109.1	108.3	8.4	125.9	98.1
Feb	15.1	103	92.8	8.4	99.5	86.5
Mar	17.6	116.9	107.6	10.6	126.2	98.7
Apr	30.8	174.9	124.9	17.7	167.4	121.3
May	74.1	240.8	98.5	56	315.6	98.3
Jun	130.7	176.5	113.4	135.2	241.6	111.2
July	332.4	254.3	109.2	339.1	250.7	107.5
Aug	432.5	130.1	105.3	535.8	158	112.2
Sep	191.8	44.3	114.9	172.3	32.2	115.3
Oct	33.5	17.4	122.7	20.9	12.1	111.6
Nov	16.5	49.3	101.4	10.7	51.4	106.6
Dec	15.6	94.3	116.2	7	65.1	104.2
<b>Ø 2010</b>	<b>100.0</b>			<b>100.0</b>		
Jan	13.5	101	80.8	8.6	120.1	67.7
Feb	16.2	120.2	85.4	9.7	112.9	72.5
Mar	16.3	100.8	90.1	10.7	110.6	85.6
Apr	24.6	150.7	87.2	14.6	136.2	78.5
May	75.2	305.3	105	56.9	389.2	105.1
Jun	115.3	153.3	106.3	121.6	213.6	108.8
July	304.3	264	104.5	315.5	259.6	106.1
Aug	410.7	135	108.1	477.4	151.3	108
Sep	166.9	40.6	107.7	149.4	31.3	109.3
Oct	27.3	16.3	85.2	18.7	12.5	86.5
Nov	16.3	59.6	114.8	10.1	53.8	104.8
Dec	13.4	82.3	100.3	6.7	66.6	93.6

**Table 4. Tourist arrivals and overnight stays by cities, April 2012**

City	Tourist arrivals				Overnight stays			
	Foreign	Domestic	Total	Structure	Foreign	Domestic	Total	Structure
	(1)	(2)	(3)=(1)+(2)	(3) in %	(1)	(2)	(3)=(1)+(2)	(3) in %
<b>Total</b>	<b>26 965</b>	<b>5 009</b>	<b>31 974</b>	<b>100.0</b>	<b>103 563</b>	<b>21 447</b>	<b>125 010</b>	<b>100.0</b>
Budva	14 408	1 819	16 227	50.8	48 251	4 646	52 897	42.3
Podgorica	3 540	328	3 868	12.1	6 362	647	7 009	5.6
Bar	2 299	245	2 544	8.0	17 449	1 209	18 658	14.9
Herceg Novi	1 692	567	2 259	7.1	16 290	8 255	24 545	19.6
Tivat	1 414	374	1 788	5.6	8 357	778	9 135	7.3
Kotor	1 205	17	1 222	3.8	2 280	21	2 301	1.8
Zabljak	354	326	680	2.1	415	620	1 035	0.8
Ulcinj	573	28	601	1.9	1 418	65	1 483	1.2
Kolasin	273	311	584	1.8	394	459	853	0.7
Cetinje	112	410	522	1.6	201	2 202	2 403	1.9
Niksic	374	124	498	1.6	782	247	1 029	0.8
Bijelo Polje	140	109	249	0.8	281	1 276	1 557	1.2
Pljevlja	143	82	225	0.7	397	197	594	0.5
Berane	113	44	157	0.5	168	54	222	0.2
Plav	20	133	153	0.5	20	257	277	0.2
Danilovgrad	123	19	142	0.4	249	46	295	0.2
Mojkovac	68	31	99	0.3	78	33	111	0.1
Andrijevica	84	5	89	0.3	90	5	95	0.1
Rozaje	30	37	67	0.2	81	430	511	0.4

**Graph 2. Structure of tourist arrivals and overnight stays by cities, April 2012**



**Table 5. Foreign tourist arrivals and overnight stays by countries, April 2012**

<b>Countries</b>	<b>Arrivals</b>	<b>Structure, in %</b>	<b>Overnight stays</b>	<b>Structure, in %</b>
<b>Foreign tourists</b>	<b>26 965</b>	<b>100.0</b>	<b>103 563</b>	<b>100.0</b>
<b>Europe</b>	<b>25 061</b>	<b>92.9</b>	<b>99 351</b>	<b>95.9</b>
Albania	1 381	5.1	2 521	2.4
Austria	879	3.3	3 708	3.6
Belgium	78	0.3	206	0.2
Belarus	80	0.3	328	0.3
Bosnia and Herzegovina	1 279	4.7	9 985	9.6
Bulgaria	713	2.6	1 529	1.5
Czech Republic	97	0.4	231	0.2
Danmark	91	0.3	310	0.3
Estonia	5	0.0	7	0.0
Finland	58	0.2	204	0.2
France	2 774	10.3	13 167	12.7
Greece	264	1.0	485	0.5
Netherlands	352	1.3	4 549	4.4
Croatia	1 118	4.1	2 740	2.6
Ireland	82	0.3	237	0.2
Island	3	0.0	3	0.0
Italy	1 875	7.0	5 168	5.0
Kosovo	474	1.8	2 212	2.1
Latvia	46	0.2	118	0.1
Lithuania	42	0.2	137	0.1
Luxembourg	19	0.1	26	0.0
Hungary	151	0.6	323	0.3
Macedonia	589	2.2	3 233	3.1
Norway	83	0.3	192	0.2
Germany	1 131	4.2	6 284	6.1
Poland	954	3.5	1 901	1.8
Portugal	113	0.4	470	0.5
Romania	317	1.2	1 249	1.2
Russia	2 508	9.3	14 070	13.6
Slovakia	37	0.1	69	0.1
Slovenia	905	3.4	1 813	1.8
Serbia	4 250	15.8	14 365	13.9
Switzerland	108	0.4	269	0.3
Sweden	258	1.0	1 037	1.0
Spain	78	0.3	217	0.2
Turkey	768	2.8	1 008	1.0
Ukraine	175	0.6	732	0.7
Great Britain	725	2.7	3 688	3.6
Other european countries	201	0.7	560	0.5
<b>Non-european countries</b>	<b>1 904</b>	<b>7.1</b>	<b>4 212</b>	<b>4.1</b>
Australia	60	0.2	106	0.1
Israel	263	1.0	888	0.9
Japan	239	0.9	361	0.3
Canada	69	0.3	142	0.1
New Zeland	15	0.1	43	0.0
USA	389	1.4	931	0.9
Other non-european countries	869	3.2	1 741	1.7

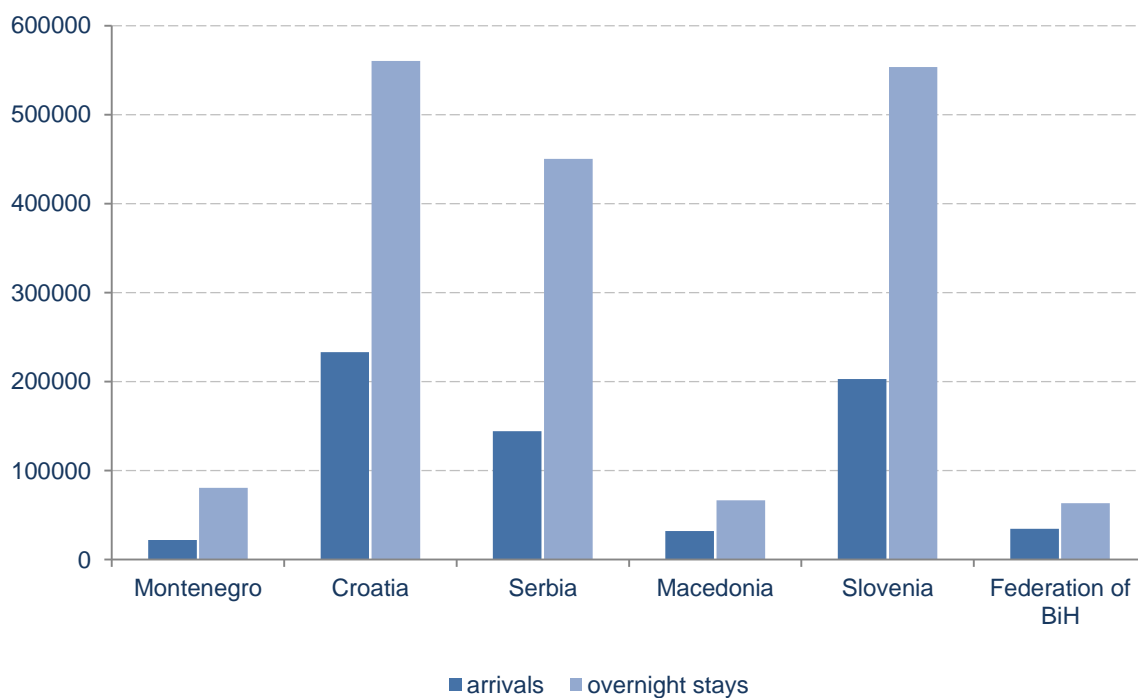
**Table 6. Tourist arrivals and overnight stays, March 2012**

***Comparison with the countries of the region***

Country	Tourist arrivals			Tourist overnight stays		
	Foreign	Domestic	Total	Foreign	Domestic	Total
	(1)	(2)	(3)=(1)+(2)	(1)	(2)	(3)=(1)+(2)
<b>Montenegro</b>	<b>16 219</b>	<b>5 681</b>	<b>21 900</b>	<b>59 320</b>	<b>21 424</b>	<b>80 744</b>
Croatia	144 413	88 568	232 981	353 231	207 042	560 273
Serbia	55 152	88 958	144 110	125 227	324 976	450 203
Macedonia	19 243	12 849	32 092	36 034	30 452	66 486
Slovenia	112 411	90 420	202 831	276 604	276 752	553 356
Federation of BiH	18 854	15 787	34 641	36 254	27 200	63 454

**Graph 3. Tourist arrivals and overnight stays, March 2012**

***Comparison with the countries of the region***



## METHODOLOGICAL NOTES

Data on tourist turnover have been collected by regular Monthly report on tourists arrivals and overnight stays in the accommodation establishments (form TU-11). Reports are made on basis of reception records in guest books.

Tourist is a person who spends at least one night in an accommodation facility or some other object for accommodation of tourist, in a place other than his/her place of permanent residence for the reasons of rest or recreation, health, studies, sports, religion, family, business, public missions or meetings. Tourists do not include migrants, border workers, diplomats, member of military forces in the regular duty, refugees, etc.

Domestic tourist is a person with permanent residence in Montenegro who temporarily resides in any place of Montenegro, and spends at least one night in accommodation facility.

Foreign tourist is a person with permanent residence outside Montenegro, who temporarily resides in any place in Montenegro, and spends at least one night in an accommodation facility.

**Published and printed by Statistical Office of Montenegro (MONSTAT)  
81000 Podgorica, IV Proleterske 2, Phone: (+382) 20 230-811, Fax: (+382) 20 230-814**

*The release prepared by:*

**Ivana BOSKOVIC and Ana PRELEVIC**

**Phone: +382-20-230 837**

[contact@monstat.org](mailto:contact@monstat.org)