

Podgorica,..2010. godine

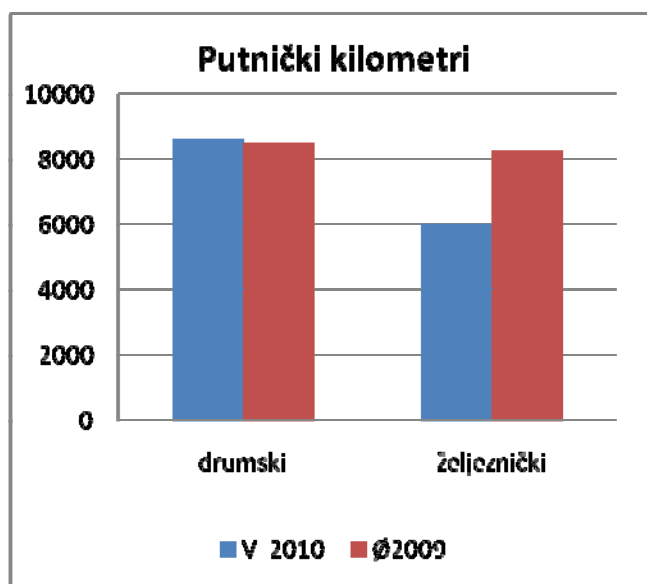
**MJESEČNI POKAZATELJI SAOBRAĆAJA, SKLADIŠTENJA I VEZA
U CRNOJ GORI MAJ 2010 GODINE**

PRETHODNI REZULTAT

1.Prevoz putnika, kopneni saobraćaj

Ø2009=100

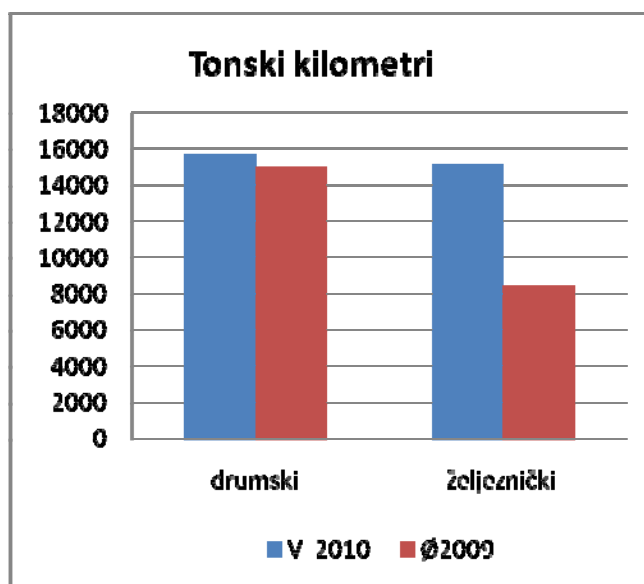
| | Prevezeni putnici, u hilj. | | | Putnički kilometri, u hilj. | |
|----------------------------|----------------------------|-------------|---------|-----------------------------|-------------|
| | drumski | željeznički | gradski | drumski | željeznički |
| V | 457 | 65 | 42 | 8609 | 6000 |
| $\frac{V}{\text{Ø}2009}$ | 103.0 | 91.5 | 92.7 | 101.3 | 72.5 |
| $\frac{V\ 2010}{IV\ 2009}$ | 71.8 | 130.0 | 100.0 | 99.6 | 109.0 |
| $\frac{V\ 2010}{V\ 2009}$ | 83.7 | 100.0 | 85.7 | 70.2 | 85.7 |



2.Prevoz robe, kopneni saobraćaj

Ø2009=100

| | Prevezena roba, hilj. t | | Tonski kilometri, hilj. | |
|------------------------------|-------------------------|------------|-------------------------|------------|
| | drumski | železnički | drumski | železnički |
| V | 196 | 118 | 15699 | 15120 |
| $\frac{V}{\text{Ø}2009}$ | 135.1 | 166.1 | 105.0 | 180.4 |
| $\frac{V_{2010}}{IV_{2009}}$ | 103.7 | 129.6 | 115.8 | 137.6 |
| $\frac{V_{2010}}{V_{2009}}$ | 156.8 | 207.0 | 70.5 | 478.1 |



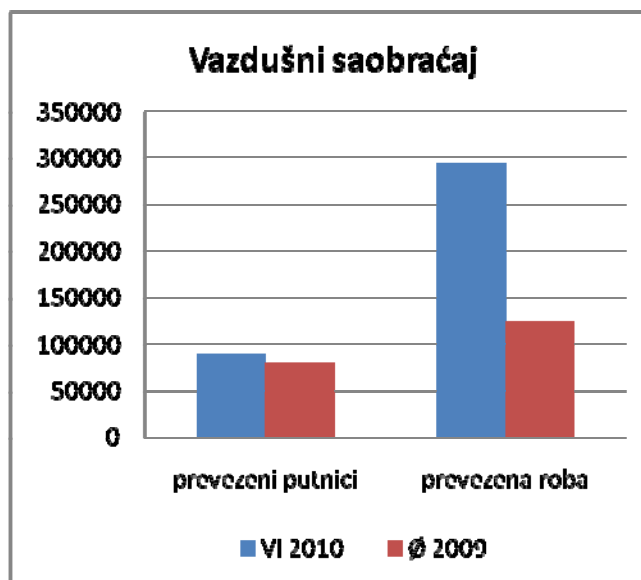
3.Prevoz robe i promet u lukama, pomorski saobraćaj

Ø2009=100

| | Prevoz robe, hilj. t | | Promet u lukama (u tonama) | | | |
|------------------------------|----------------------|----------------------|----------------------------|-------------------|-------|-------|
| | roba u 000 t | tonske milje u hilj. | ukupno | unutrašnji promet | izvoz | uvoz |
| V | 53 | 17 | 126164 | - | 67239 | 58629 |
| $\frac{V}{\text{Ø}2009}$ | 117.8 | 74.9 | 102.2 | - | 131.5 | 84.8 |
| $\frac{V_{2009}}{IV_{2009}}$ | 116.4 | 117.0 | 60.1 | - | 115.4 | 111.4 |
| $\frac{V_{2010}}{V_{2009}}$ | 107.6 | 101.1 | 103.9 | - | 142.1 | 80.4 |

4.Prevoz robe i putnika, vazdušni saobraćaj

| | Prevezeni putnici u hilj. | Prevezeni teret u t |
|-----------------------------|---------------------------|---------------------|
| V | 89026 | 293750 |
| $\frac{V}{\emptyset 2009}$ | 111.7 | 238.5 |
| $\frac{V_{2010}}{IV\ 2009}$ | 151.8 | 463.5 |
| $\frac{V_{2010}}{V\ 2009}$ | 127.2 | 465.1 |



5. Poštanske aktivnosti i telekomunikacije

| | Poštanske usluge | | | Telegrafske usluge | Telekomunikacije | |
|------------------------------|-------------------|-------------------|----------------------|-----------------------|----------------------------|-----------------------------|
| | Pisma u hilj. kom | Paketi u hilj.kom | Uputnice u hilj. kom | Telegrami u hilj. kom | Fiksna telefonija - minuti | Mobilna telefonija - minuti |
| V | 1673 | 2 | 4 | 35 | 32252 | 105630 |
| $\frac{V}{\Sigma 2009}$ | 93.0 | 100.0 | 142.8 | 88.1 | 75.4 | 108.6 |
| $\frac{V_{2010}}{IV_{2009}}$ | 98.7 | 100.0 | 200.0 | 97.2 | 100.5 | 107.2 |
| $\frac{V_{2010}}{V_{2009}}$ | 98.1 | 100.0 | 133.3 | 97.2 | 88.3 | 110.1 |

Pripremila: Milena Obradović

Odgovara: Radomir Đurović - direktor