

When using the data,
 please name the source

Number of injury accidents Montenegro August 2012

This release presents the data on number of injury accidents on roads, and number of casualty in Montenegro.

Number of injury accidents on roads in August 2012 totaled 903, down by 4.3% over the same month last year when the number of accidents was 944.

Number of casualty¹ in August 2012 amounted to 252 (of which 244 injuries), up by 10.0% over the same month last year when the number of persons killed was 229.

Chart 1. Persons injured in Montenegro

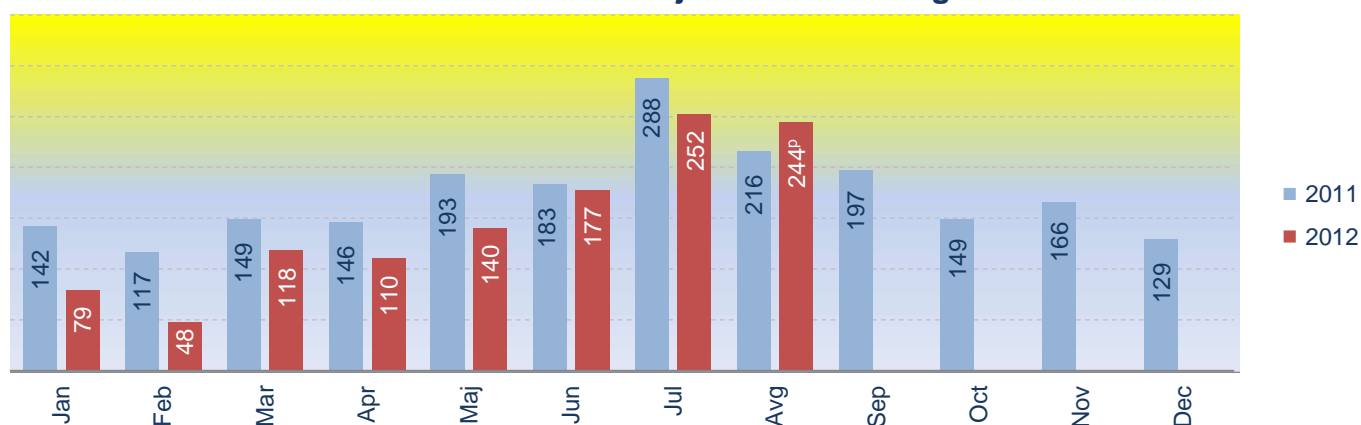
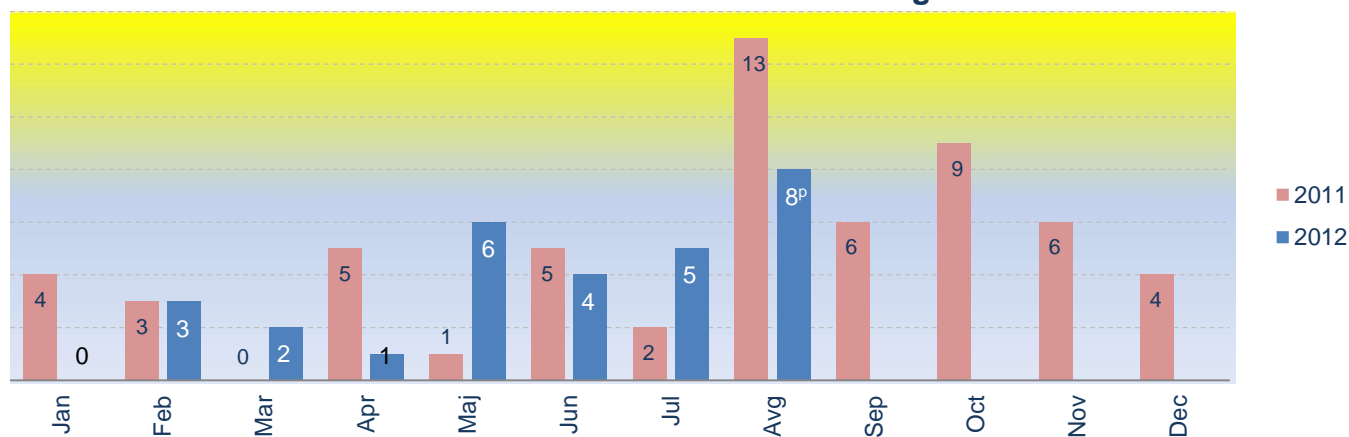


Chart 2. Persons killed in Montenegro



¹ Casualty is any person killed or injured as a result of an injury accident.

**Table 1. Number of injury accidents by municipalities
August 2012^p**

Municipality	Total	Without persons killed and persons injured	With persons injured	With persons killed
	(1) + (2) + (3)	(1)	(2)	(3)
Sum	903	743	152	8
Andrijeвица	6	2	4	0
Bar Berane	83	60	23	0
Bijelo Polje	5	4	1	0
Budva	14	8	6	0
Cetinje	102	91	10	1
Danilovgrad	14	11	3	0
Herceg Novi	18	15	2	1
Kolasin	81	73	7	1
Kotor	18	11	7	0
Mojkovac	64	58	6	0
Nikšić	5	1	4	0
Plav	85	65	20	0
Pljevlja	0	0	0	0
Pluzine	14	11	2	1
Podgorica	2	1	1	0
Rožaje	271	228	42	1
Savnik	12	8	2	2
Tivat	4	3	1	0
Ulcinj	45	42	3	0
Zabljak	57	49	7	1
	3	2	1	0

p: preliminary data

**Chart 3. Total number of injury accident by municipalities
August 2012^p**

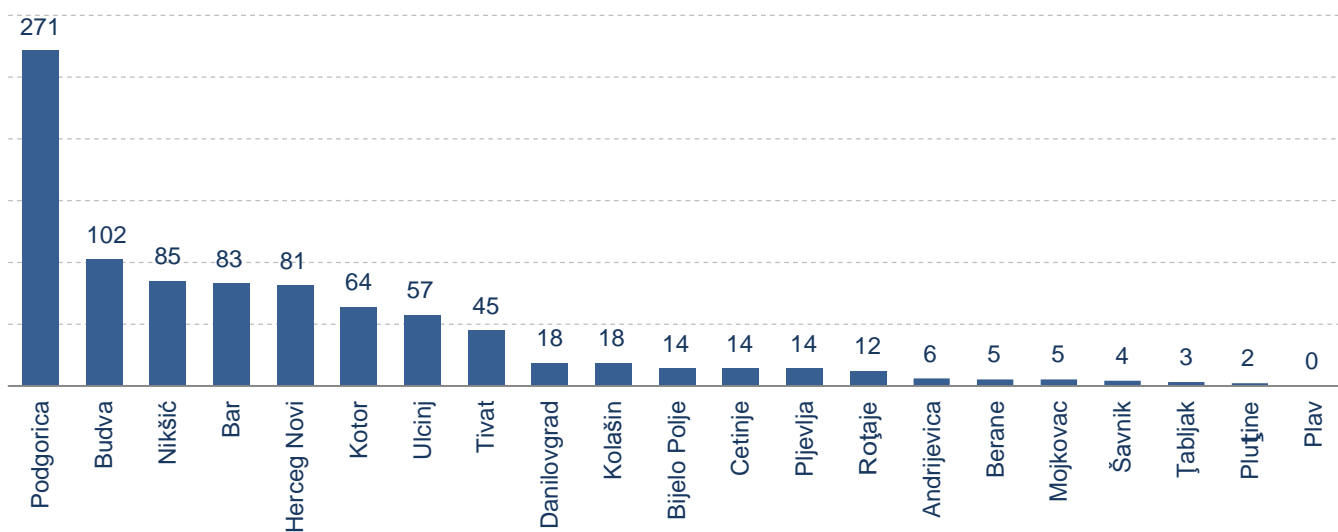


Table 2. Number of persons killed and persons injured by municipalities August 2012^p

Municipality	Total persons killed and persons injured	Persons injured	Prsons killed
	(1) + (2)	(1)	(2)
Sum	252	244	8
Andrijevica	7	7	0
Bar Berane	33	33	0
Bijelo Polje	1	1	0
Budva	8	8	0
Cetinje	16	15	1
Danilovgrad	4	4	0
Herceg Novi	3	2	1
Kolašin	13	12	1
Kotor	13	13	0
Mojkovac	8	8	0
Nikšić	5	5	0
Plav	31	31	0
Pljevlja	0	0	0
Plužine	5	4	1
Podgorica	3	3	0
Ročaje	69	68	1
Šavnik	14	12	2
Tivat	1	1	0
Ulcinj	3	3	0
Žabljak	14	13	1
	1	1	0

p: preliminary data

Chart 4. Total number of persons killed and persons injured by municipalities August 2012^p

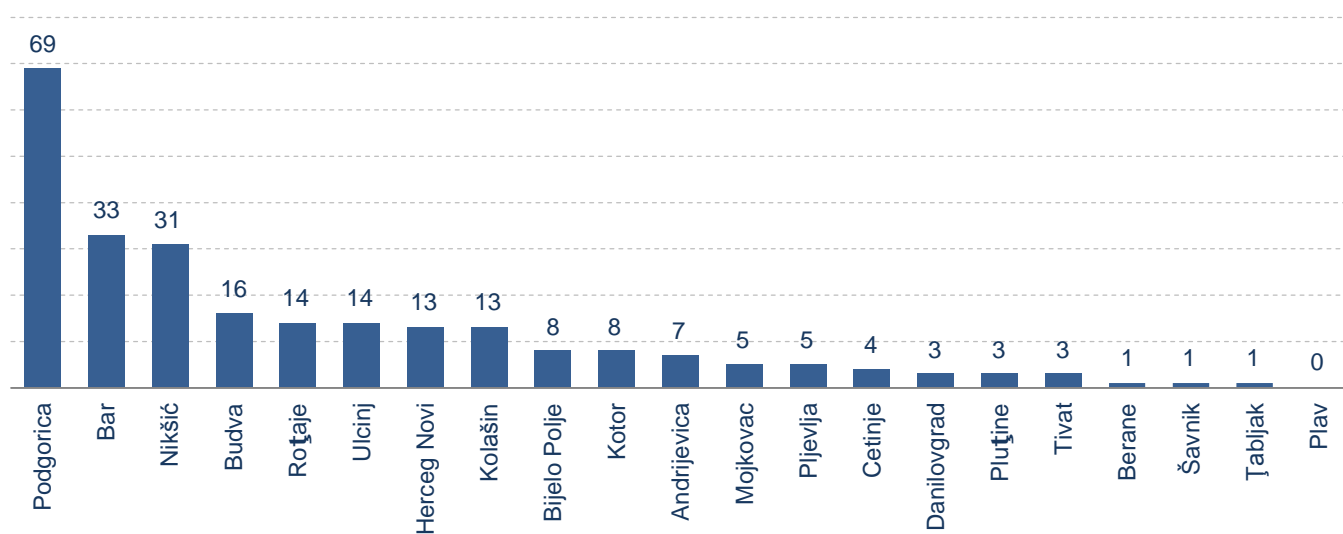


Table 3. Number of injury accidents and accident indices in Montenegro

Month	Total number of injury accidents in Montenegro	Indices		
		2010=100	Monthly indices	Annual indices
2012				
Jan	522	68.5	77.4	89.8
Feb	579	76.0	110.9	98.8
Mar	534	70.1	92.2	83.2
Apr	559	73.4	104.7	88.6
May	648	85.1	115.9	103.2
Jun	702	92.2	108.3	97.8
Jul	917	120.3	130.6	93.6
Aug ^p	903	118.5	98.5	94.8
2011	8 519	93.2		
Jan	581	76.3		
Feb	586	77.0	100.9	
Mar	642	84.3	109.6	
Apr	631	82.9	98.3	
May	628	82.5	99.5	
Jun	718	94.3	114.3	
Jul	980	128.7	136.5	
Aug	953	125.1	97.2	
Sep	714	93.8	74.9	
Oct	727	95.5	101.8	

*p: preliminary data***Table 4. Number of persons killed and persons injured and indices of persons killed and persons injured in Montenegro**

Month	Total number of casualty in Montenegro	Indices		
		2010=100	Monthly indices	Annual indices
2012				
Jan	79	43.2	59.4	54.1
Feb	51	27.9	64.6	42.5
Mar	120	65.6	235.3	80.5
Apr	111	60.7	92.5	73.5
May	146	79.8	131.5	75.3
Jun	181	98.9	124.0	96.3
Jul	257	140.4	142.0	88.6
Aug ^p	252	137.7	98.1	110.0
2011	2 133	97.2		
Jan	146	79.9		
Feb	120	65.6	82.2	
Mar	149	81.5	124.2	
Apr	151	82.6	101.3	
May	194	106.1	128.5	
Jun	188	102.8	96.9	
Jul	290	158.6	154.3	
Aug	229	125.3	79.0	
Sep	203	111.0	88.6	
Oct	158	86.4	77.8	

p: preliminary data

Table 5. Relation between total number of persons killed and persons injured and total number of road accidents, by municipalities^P

Month/ Municipality	Aug 12 ^P	Jul 12	Jun 12	May 12	Apr 12	Mar 12	Feb 12	Jan 12	Dec 11	Nov 11	Oct 11	Sep 11	Aug 11	Jul 11
Andrijevica	1.17	1.67	1.00	0.00	0.00	0.00	1.00	0.00	0.00	0.00	8.00	0.00	1.00	1.00
Bar	0.40	0.52	0.24	0.37	0.41	0.41	0.10	0.18	0.44	0.41	0.27	0.63	0.26	0.27
Berane	0.20	1.50	3.00	1.00	0.00	0.00	0.00	0.00	0.50	0.45	0.25	0.33	0.56	0.78
Bijelo Polje	0.57	0.29	0.71	0.35	0.07	0.75	0.12	0.15	0.44	0.36	0.45	1.23	0.50	0.53
Budva	0.16	0.21	0.30	0.21	0.10	0.36	0.13	0.24	0.06	0.20	0.13	0.18	0.14	0.19
Cetinje	0.29	0.33	0.80	0.73	0.00	0.00	0.00	0.00	0.00	0.00	0.00	0.00	0.00	0.00
Danilovgrad	0.17	0.29	0.80	0.33	0.33	0.25	0.21	0.25	0.14	0.50	0.44	0.39	0.54	0.67
Herceg Novi	0.16	0.18	0.27	0.07	0.08	0.06	0.15	0.19	0.11	0.13	0.16	0.03	0.05	0.17
Kolasin	0.72	0.83	0.50	0.00	0.67	0.00	0.00	0.00	0.54	0.79	0.14	0.82	0.37	0.48
Kotor	0.13	0.13	0.09	0.13	0.19	0.50	0.25	0.12	0.06	0.00	0.14	0.15	0.09	0.11
Mojkovac	1.00	2.25	1.60	0.50	0.67	0.00	1.00	0.00	0.00	0.50	0.50	0.40	1.22	1.00
Niksic	0.36	0.28	0.19	0.33	0.25	0.17	0.07	0.20	0.20	0.29	0.30	0.24	0.31	0.40
Plav	0.00	0.00	1.00	0.00	0.00	0.00	0.00	0.00	0.50	0.50	1.00	0.00	0.00	0.80
Pljevlja	0.36	0.25	0.40	0.00	0.45	1.00	0.00	0.00	0.25	0.67	0.50	0.50	0.38	0.20
Pluzine	1.50	2.00	0.00	3.00	0.00	0.00	0.00	0.00	0.00	0.00	1.50	0.00	0.00	0.00
Podgorica	0.25	0.21	0.15	0.17	0.16	0.14	0.07	0.13	0.15	0.18	0.11	0.19	0.22	0.25
Rozaje	1.17	0.33	0.60	0.00	0.00	1.50	0.00	0.00	0.63	0.40	0.33	1.11	0.00	0.31
Savnik	0.25	0.40	0.00	0.00	0.00	0.00	0.00	0.00	0.00	0.50	0.33	0.67	0.20	0.33
Tivat	0.07	0.12	0.17	0.21	0.09	0.07	0.00	0.13	0.11	0.08	0.29	0.29	0.19	0.20
Ulcinj	0.25	0.29	0.35	0.35	0.22	0.50	0.00	0.25	0.40	0.83	0.43	0.25	0.20	0.53
Zabljak	0.33	0.00	1.00	0.00	0.00	0.00	0.00	0.50	2.00	0.00	0.00	0.00	0.00	0.60

p: preliminary data

METHODOLOGICAL NOTES

Data source

The data on number of injury accidents on roads in Montenegro are the result of regular monthly surveys from reporting unit – Montenegro Police Administration as an institution engaged in monitoring and keeping records on accidents.

Coverage

Observation unit is accident and persons injured and killed in this accident with reference to space and time the accident occurred, type of accident, and by age structure of persons injured and killed.

Definitions

Road accident is any accident involving at least one road vehicle in motion on a public road or private road to which the public has right of access, resulting in at least one injured or killed person.

Fatal accident is any injury accident resulting in a person killed.

Non-fatal accident is any accident resulting in a person injured other than a fatal accident.

Casualty is any person killed or injured as a result of an injury accident. Any person killed immediately or dying within 30 days as a result of an injury accident.

Person injured any person not killed, but who sustained an injury as result of an injury accident, normally needing medical treatment.

Published and printed by Statistical Office of Montenegro (MONSTAT)
81000 Podgorica, IV Proleterske 2, Phone (+382) 20 230-811, Fax (+382) 20 230-814

Release prepared by:

Jelena POPOVIC and Mia RADUNOVIC
Phone +382-20-231-004;
contact@monstat.org