

When using the data,  
 please name the source

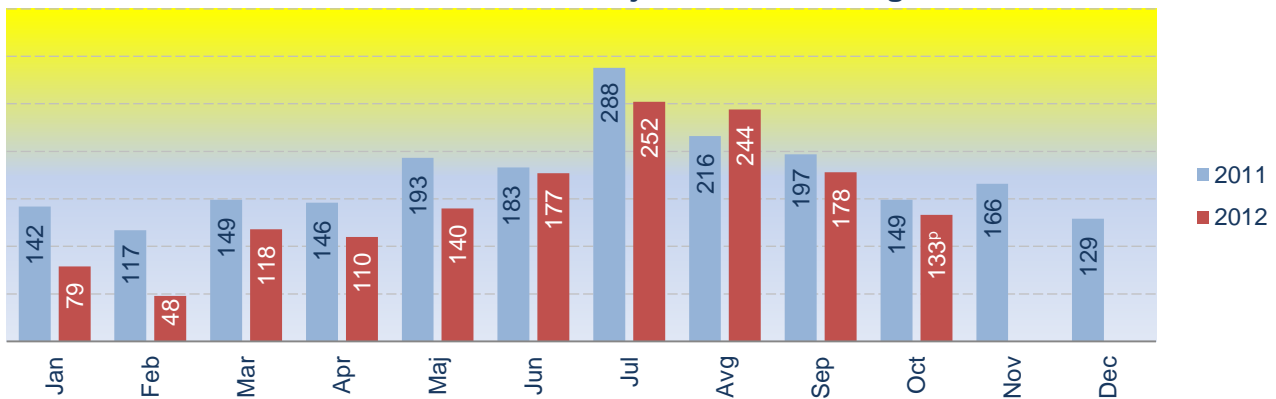
## Number of injury accidents Montenegro October 2012

*This release presents the data on number of injury accidents on roads, and number of casualty in Montenegro.*

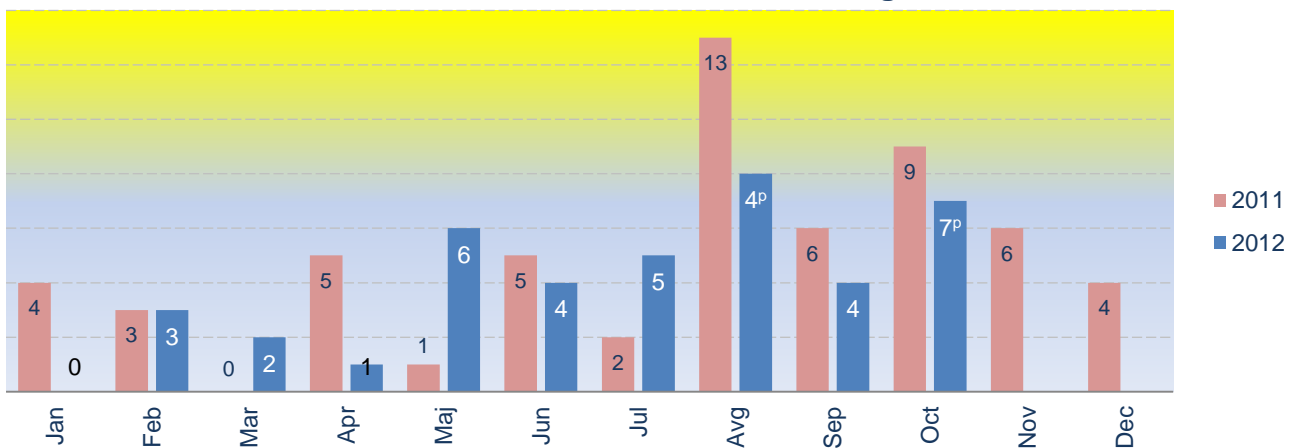
*Number of injury accidents on roads in October 2012 totaled 675, down by 5.7% over the same month last year when the number of accidents was 716.*

*Number of casualty<sup>1</sup> in October 2012 amounted to 140 (of which 133 injuries), down by 11.4% over the same month last year when the number of persons killed was 158.*

**Chart 1. Persons injured in Montenegro**



**Chart 2. Persons killed in Montenegro**



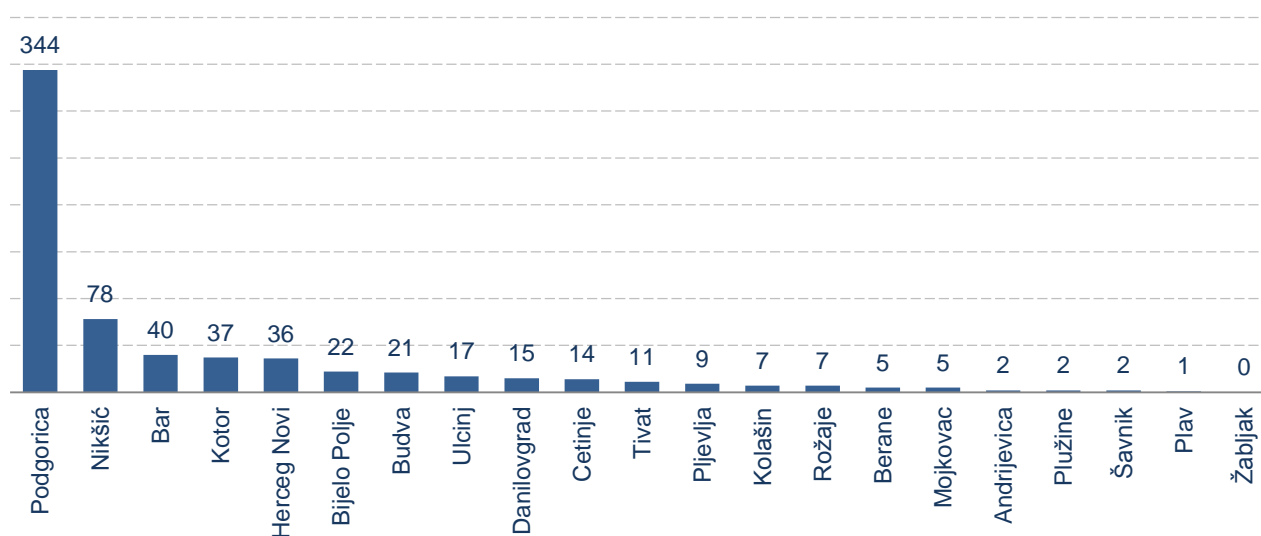
<sup>1</sup> Casualty is any person killed or injured as a result of an injury accident.

**Table 1. Number of injury accidents by municipalities  
October 2012<sup>P</sup>**

Municipality	Total	Without persons killed and persons injured	With persons injured	With persons killed
	(1) + (2) + (3)	(1)	(2)	(3)
<b>Sum</b>	<b>675</b>	<b>577</b>	<b>94</b>	<b>4</b>
Andrijevica	2	1	0	1
Bar	40	33	7	0
Berane	5	4	1	0
Bijelo Polje	22	17	5	0
Budva	21	20	1	0
Cetinje	14	11	2	1
Danilovgrad	15	12	3	0
Herceg Novi	36	34	2	0
Kolasin	7	5	2	0
Kotor	37	34	3	0
Mojkovac	5	3	2	0
Niksic	78	62	16	0
Plav	1	1	0	0
Pljevlja	9	7	1	1
Pluzine	2	1	1	0
Podgorica	344	303	40	1
Rozaje	7	6	1	0
Savnik	2	1	1	0
Tivat	11	11	0	0
Ulcinj	17	11	6	0
Zabljak	0	0	0	0

*p: preliminary data*

**Chart 3. Total number of injury accident by municipalities  
October 2012<sup>P</sup>**

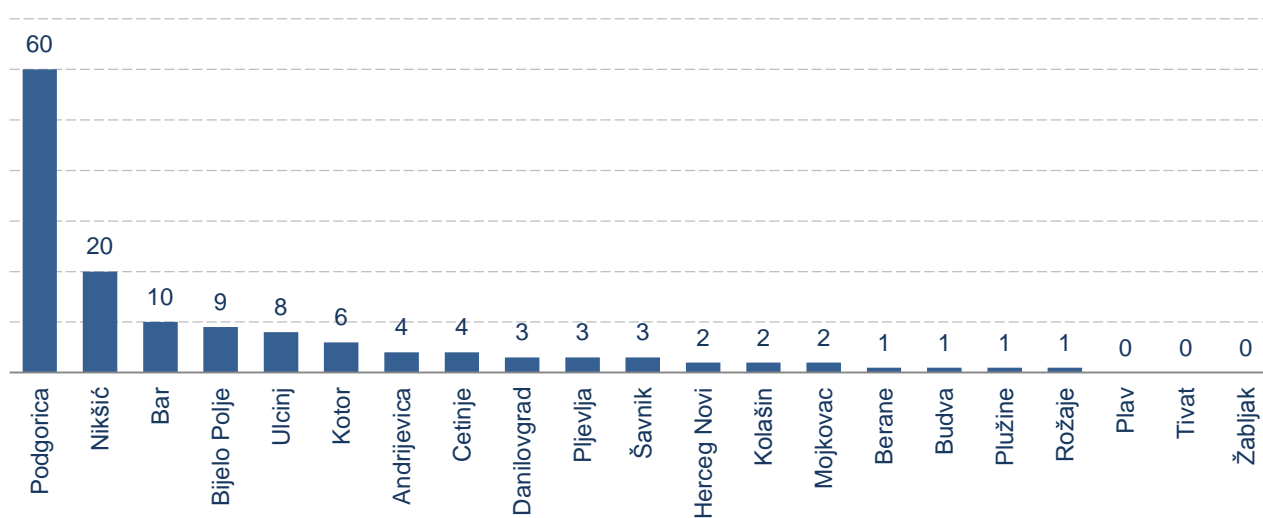


**Table 2. Number of persons killed and persons injured by municipalities  
October 2012<sup>P</sup>**

Municipality	Total persons killed and persons injured	Persons injured	Prsons killed
	(1) + (2)	(1)	(2)
<b>Sum</b>	<b>140</b>	<b>133</b>	<b>7</b>
Andrijevisa	4	3	1
Bar	10	10	0
Berane	1	1	0
Bijelo Polje	9	9	0
Budva	1	1	0
Cetinje	4	3	1
Danilovgrad	3	3	0
Herceg Novi	2	2	0
Kolašin	2	2	0
Kotor	6	6	0
Mojkovac	2	2	0
Nikšić	20	20	0
Plav	0	0	0
Pljevlja	3	2	1
Plužine	1	1	0
Podgorica	60	56	4
Rožaje	1	1	0
Šavnik	3	3	0
Tivat	0	0	0
Ulcinj	8	8	0
Žabljak	0	0	0

*p: preliminary data*

**Chart 4. Total number of persons killed and persons injured by municipalities  
October 2012<sup>P</sup>**



**Table 3. Number of injury accidents and accident indices in Montenegro**

Month	Total number of injury accidents in Montenegro	Indices		
		2010=100	Monthly indices	Annual indices
<b>2012</b>				
Jan	522	68.5	77.4	89.8
Feb	579	76.0	110.9	98.8
Mar	534	70.1	92.2	83.2
Apr	559	73.4	104.7	88.6
May	648	85.1	115.9	103.2
Jun	702	92.2	108.3	97.8
Jul	917	120.3	130.6	93.6
Aug	903	118.5	98.5	94.8
Sep	761	99.9	84.3	106.6
Oct <sup>p</sup>	675	88.6	88.7	92.8
<b>2011</b>	<b>8 519</b>	<b>93,2</b>		
Jan	581	76,3		
Feb	586	77,0	100,9	
Mar	642	84,3	109,6	
Apr	631	82,9	98,3	
May	628	82,5	99,5	
Jun	718	94,3	114,3	
Jul	980	128,7	136,5	
Aug	953	125,1	97,2	
Sep	714	93,8	74,9	

*p: preliminary data***Table 4. Number of persons killed and persons injured and indices of persons killed and persons injured in Montenegro**

Month	Total number of casualty in Montenegro	Indices		
		2010=100	Monthly indices	Annual indices
<b>2012</b>				
Jan	79	43.2	59.4	54.1
Feb	51	27.9	64.6	42.5
Mar	120	65.6	235.3	80.5
Apr	111	60.7	92.5	73.5
May	146	79.8	131.5	75.3
Jun	181	98.9	124.0	96.3
Jul	257	140.4	142.0	88.6
Aug	252	137.7	98.1	110.0
Sep	182	99.5	72.2	89.7
Oct <sup>p</sup>	140	76.5	76.9	88.6
<b>2011</b>	<b>2 133</b>	<b>97.2</b>		
Jan	146	79.9		
Feb	120	65.6	82.2	
Mar	149	81.5	124.2	
Apr	151	82.6	101.3	
May	194	106.1	128.5	
Jun	188	102.8	96.9	
Jul	290	158.6	154.3	
Aug	229	125.3	79.0	
Sep	203	111.0	88.6	

*p: preliminary data*

**Table 5. Relation between total number of persons killed and persons injured and total number of road accidents, by municipalities<sup>p</sup>**

Month/ Municipality	Oct 12 <sup>p</sup>	Sep 12	Aug 12	Jul 12	Jun 12	May 12	Apr 12	Mar 12	Feb 12	Jan 12	Dec 11	Nov 11	Oct 11	Sep 11
Andrijevica	2.00	0.00	1.17	1.67	1.00	0.00	0.00	0.00	1.00	0.00	0.00	0.00	8.00	0.00
Bar	0.25	0.19	0.40	0.52	0.24	0.37	0.41	0.41	0.10	0.18	0.44	0.41	0.27	0.63
Berane	0.20	0.50	0.20	1.50	3.00	1.00	0.00	0.00	0.00	0.00	0.50	0.45	0.25	0.33
Bijelo Polje	0.41	0.59	0.57	0.29	0.71	0.35	0.07	0.75	0.12	0.15	0.44	0.36	0.45	1.23
Budva	0.05	0.16	0.16	0.21	0.30	0.21	0.10	0.36	0.13	0.24	0.06	0.20	0.13	0.18
Cetinje	0.29	0.37	0.29	0.33	0.80	0.73	0.00	0.00	0.00	0.00	0.00	0.00	0.00	0.00
Danilovgrad	0.20	0.29	0.17	0.29	0.80	0.33	0.33	0.25	0.21	0.25	0.14	0.50	0.44	0.39
Herceg Novi	0.06	0.27	0.16	0.18	0.27	0.07	0.08	0.06	0.15	0.19	0.11	0.13	0.16	0.03
Kolasin	0.29	0.00	0.72	0.83	0.50	0.00	0.67	0.00	0.00	0.00	0.54	0.79	0.14	0.82
Kotor	0.16	0.16	0.13	0.13	0.09	0.13	0.19	0.50	0.25	0.12	0.06	0.00	0.14	0.15
Mojkovac	0.40	0.40	1.00	2.25	1.60	0.50	0.67	0.00	1.00	0.00	0.00	0.50	0.50	0.40
Niksic	0.26	0.17	0.36	0.28	0.19	0.33	0.25	0.17	0.07	0.20	0.20	0.29	0.30	0.24
Plav	0.00	1.00	0.00	0.00	1.00	0.00	0.00	0.00	0.00	0.00	0.50	0.50	1.00	0.00
Pljevlja	0.33	0.88	0.36	0.25	0.40	0.00	0.45	1.00	0.00	0.00	0.25	0.67	0.50	0.50
Pluzine	0.50	0.00	1.50	2.00	0.00	3.00	0.00	0.00	0.00	0.00	0.00	0.00	1.50	0.00
Podgorica	0.17	0.21	0.25	0.21	0.15	0.17	0.16	0.14	0.07	0.13	0.15	0.18	0.11	0.19
Rozaje	0.14	1.50	1.17	0.33	0.60	0.00	0.00	1.50	0.00	0.00	0.63	0.40	0.33	1.11
Savnik	1.50	0.25	0.25	0.40	0.00	0.00	0.00	0.00	0.00	0.00	0.00	0.50	0.33	0.67
Tivat	0.00	0.26	0.07	0.12	0.17	0.21	0.09	0.07	0.00	0.13	0.11	0.08	0.29	0.29
Ulcinj	0.47	0.46	0.25	0.29	0.35	0.35	0.22	0.50	0.00	0.25	0.40	0.83	0.43	0.25
Zabljak	0.00	0.50	0.33	0.00	1.00	0.00	0.00	0.00	0.00	0.50	2.00	0.00	0.00	0.00

*p: preliminary data*

## METHODOLOGICAL NOTES

### Data source

The data on number of injury accidents on roads in Montenegro are the result of regular monthly surveys from reporting unit – Montenegro Police Administration as an institution engaged in monitoring and keeping records on accidents.

### Coverage

Observation unit is accident and persons injured and killed in this accident with reference to space and time the accident occurred, type of accident, and by age structure of persons injured and killed.

### Definitions

*Road accident* is any accident involving at least one road vehicle in motion on a public road or private road to which the public has right of access, resulting in at least one injured or killed person.

*Fatal accident* is any injury accident resulting in a person killed.

*Non-fatal accident* is any accident resulting in a person injured other than a fatal accident.

*Casualty* is any person killed or injured as a result of an injury accident. Any person killed immediately or dying within 30 days as a result of an injury accident.

*Person injured* any person not killed, but who sustained an injury as result of an injury accident, normally needing medical treatment.

Published and printed by Statistical Office of Montenegro (MONSTAT)  
81000 Podgorica, IV Proleterske 2, Phone (+382) 20 230-811, Fax (+382) 20 230-814

*Release prepared by:*

**Jelena POPOVIC and Mia RADUNOVIC**  
Phone +382-20-231-004;  
[contact@monstat.org](mailto:contact@monstat.org)