

When using the data,  
 please name the source

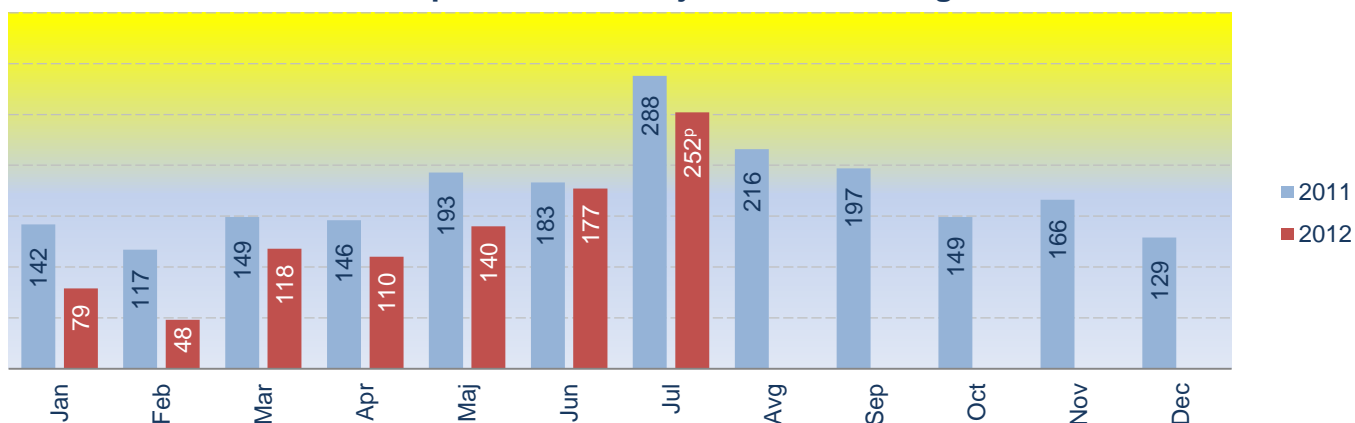
## Number of injury accidents Montenegro July 2012

*This release presents the data on number of injury accidents on roads, and number of casualty in Montenegro.*

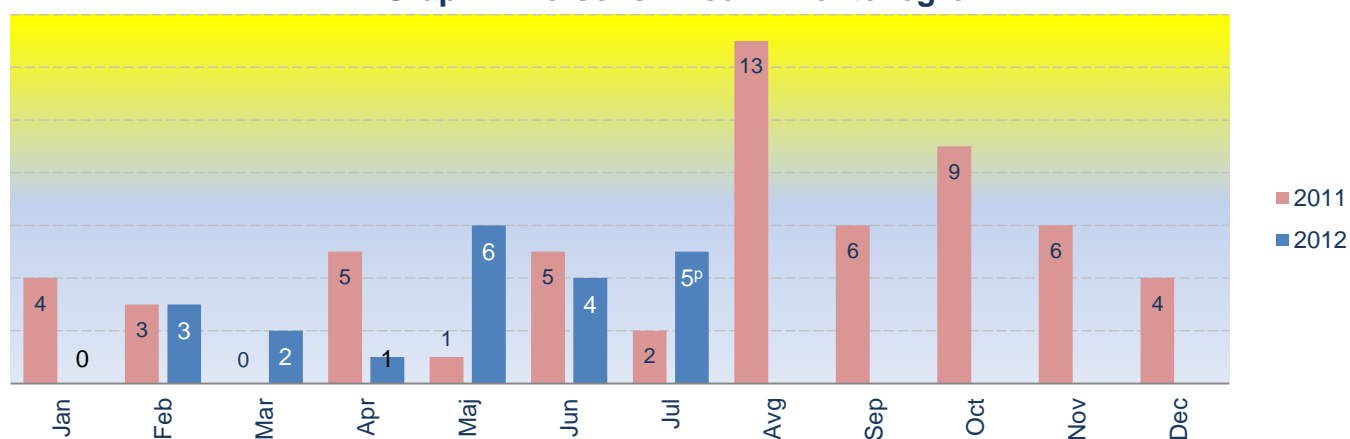
*Number of injury accidents on roads in July 2012 totaled 917, down by 4.8% over the same month last year when the number of accidents was 963.*

*Number of casualty<sup>1</sup> in July 2012 amounted to 257 (of which 252 injuries), down by 11.4% over the same month last year when the number of persons killed was 290.*

**Graph 1. Persons injured in Montenegro**



**Graph 2. Persons killed in Montenegro**



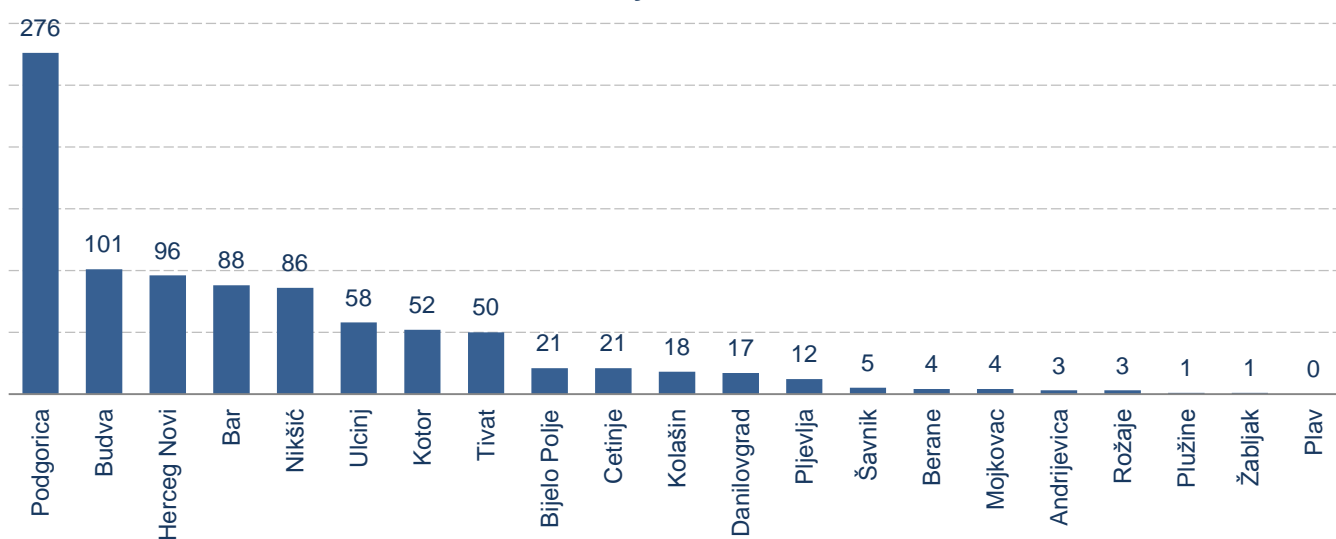
<sup>1</sup> Casualty is any person killed or injured as a result of an injury accident.

**Table 1. Number of injury accidents by municipalities  
July 2012<sup>p</sup>**

Municipality	Total	Without persons killed and persons injured	With persons injured	With persons killed
	(1) + (2) + (3)	(1)	(2)	(3)
<b>Sum</b>	<b>917</b>	<b>753</b>	<b>155</b>	<b>9</b>
Andrijevica	3	1	2	0
Bar	88	64	24	0
Berane	4	1	3	0
Bijelo Polje	21	15	6	0
Budva	101	83	18	0
Cetinje	21	15	6	0
Danilovgrad	17	14	3	0
Herceg Novi	96	84	12	0
Kolasin	18	12	4	2
Kotor	52	46	5	1
Mojkovac	4	2	1	1
Niksic	86	69	17	0
Plav	0	0	0	0
Pljevlja	12	9	3	0
Pluzine	1	0	1	0
Podgorica	276	240	36	0
Rozaje	3	2	1	0
Savnik	5	4	1	0
Tivat	50	45	0	5
Ulcinj	58	46	12	0
Zabljak	1	1	0	0

*p: preliminary data*

**Graph 3. Total number of injury accident by municipalities  
July 2012<sup>p</sup>**

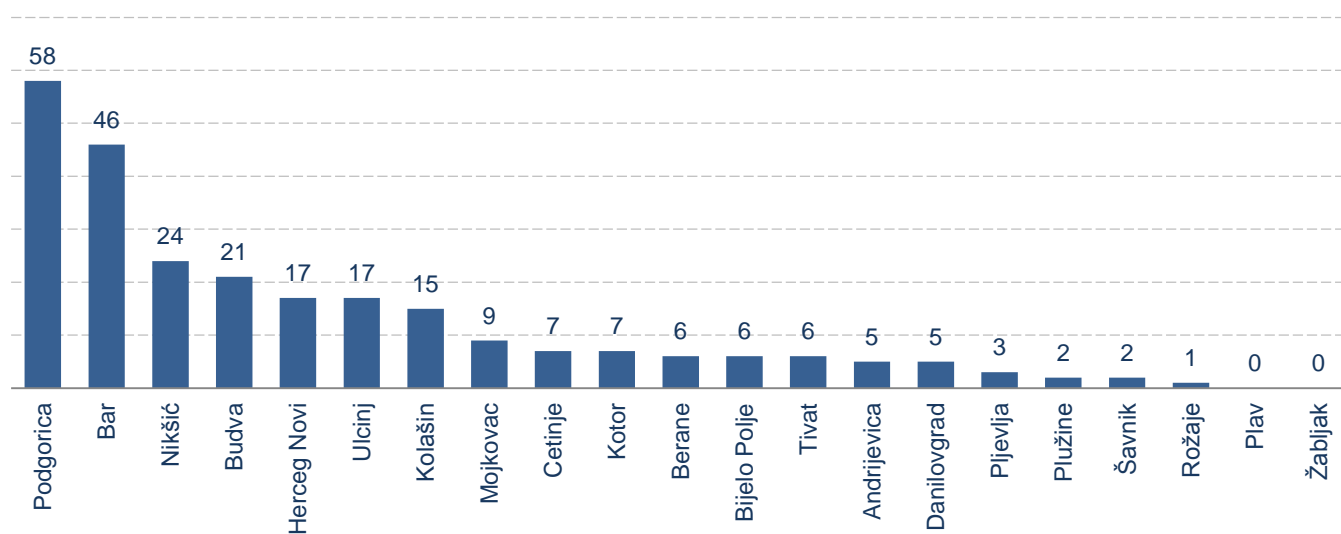


**Table 2. Number of persons killed and persons injured by municipalities  
July 2012<sup>P</sup>**

Municipality	Total persons killed and persons injured	With persons injured	With persons killed
	(1) + (2)	(1)	(2)
<b>Sum</b>	<b>257</b>	<b>252</b>	<b>5</b>
Andrijevica	5	5	0
Bar	46	46	0
Berane	6	6	0
Bijelo Polje	6	6	0
Budva	21	21	0
Cetinje	7	7	0
Danilovgrad	5	5	0
Herceg Novi	17	17	0
Kolašin	15	13	2
Kotor	7	6	1
Mojkovac	9	8	1
Nikšić	24	24	0
Plav	0	0	0
Pljevlja	3	3	0
Plužine	2	2	0
Podgorica	58	58	0
Rožaje	1	1	0
Šavnik	2	2	0
Tivat	6	5	1
Ulcinj	17	17	0
Žabljak	0	0	0

*p: preliminary data*

**Chart 4. Total number of persons killed and persons injured by municipalities  
July 2012<sup>P</sup>**



**Table 3. Number of injury accidents and accident indices in Montenegro<sup>2</sup>**

Month	Total number of injury accidents in Montenegro	Indices		
		2010=100	Monthly indices	Annual indices
<b>2012</b>				
Jan	522	68.5	78.6	90.0
Feb	579	76.0	110.9	99.0
Mar	534	70.1	92.2	85.0
Apr	559	73.4	104.7	90.6
May	648	85.0	115.9	110.0
Jun	702	92.1	108.3	98.0
Jul <sup>p</sup>	917	120.3	130.6	95.2
<b>2011</b>	<b>8 368</b>	<b>91.6</b>		
Jan	580	76.1		
Feb	585	76.8	100.9	
Mar	628	82.4	107.4	
Apr	617	81.0	98.2	
May	589	77.3	95.5	
Jun	716	94.0	121.6	
Jul	963	126.4	134.5	
Aug	944	123.9	98.0	
Sep	716	91.2	73.6	
Oct	963	94.0	103.0	
Nov	944	88.1	93.7	
Dec	695	87.1	99.0	

*p: preliminary data*

**Table 4. Number of persons killed and persons injured and indices of persons killed and persons injured in Montenegro**

Month	Total number of casualty in Montenegro	Indices		
		2010=100	Monthly indices	Annual indices
<b>2012</b>				
Jan	79	43.2	59.4	54.1
Feb	51	27.9	64.6	42.5
Mar	120	65.6	235.3	80.5
Apr	111	60.7	92.5	73.5
May	146	79.8	131.5	75.3
Jun	181	98.9	124.0	96.3
Jul <sup>p</sup>	257	140.4	142.0	88.6
<b>2011</b>	<b>2 133</b>	<b>97.2</b>		
Jan	146	79.9		
Feb	120	65.6	82.2	
Mar	149	81.5	124.2	
Apr	151	82.6	101.3	
May	194	106.1	128.5	
Jun	188	102.8	96.9	
Jul	290	158.6	154.3	
Aug	229	125.3	79.0	
Sep	203	111.0	88.6	
Oct	158	86.4	77.8	
Nov	172	94.1	108.9	
Dec	133	72.7	77.3	

*p: preliminary data*

<sup>2</sup> Reporting unit has made the correction of data.

**Table 5. Relation between total number of persons killed and persons injured and total number of road accidents, by municipalities<sup>2</sup>**

Month/ Municipality	Jul 12 <sup>p</sup>	Jun 12	May 12	Apr 12	Mar 12	Feb 12	Jan 12	Dec 11	Nov 11	Oct 11	Sep 11	Aug 11	Jul 11	Jun 11
Andrijevica	1.67	1.00	0.00	0.00	0.00	1.00	0.00	0.00	0.00	8.00	0.00	1.00	1.00	0.00
Bar	0.52	0.24	0.37	0.41	0.41	0.10	0.18	0.44	0.41	0.27	0.63	0.26	0.27	0.33
Berane	1.50	3.00	1.00	0.00	0.00	0.00	0.00	0.50	0.45	0.25	0.33	0.56	0.78	0.13
Bijelo Polje	0.29	0.71	0.35	0.07	0.75	0.12	0.15	0.44	0.36	0.45	1.23	0.50	0.53	0.44
Budva	0.21	0.30	0.21	0.10	0.36	0.13	0.24	0.06	0.20	0.13	0.18	0.14	0.19	0.14
Cetinje	0.33	0.80	0.73	0.00	0.00	0.00	0.00	0.00	0.00	0.00	0.00	0.00	0.00	0.17
Danilovgrad	0.29	0.80	0.33	0.33	0.25	0.21	0.25	0.14	0.50	0.44	0.39	0.54	0.67	0.36
Herceg Novi	0.18	0.27	0.07	0.08	0.06	0.15	0.19	0.11	0.13	0.16	0.03	0.05	0.17	0.16
Kolasin	0.83	0.50	0.00	0.67	0.00	0.00	0.00	0.54	0.79	0.14	0.82	0.37	0.48	1.15
Kotor	0.13	0.09	0.13	0.19	0.50	0.25	0.12	0.06	0.00	0.14	0.15	0.09	0.11	0.13
Mojkovac	2.25	1.60	0.50	0.67	0.00	1.00	0.00	0.00	0.50	0.50	0.40	1.22	1.00	0.33
Niksic	0.28	0.19	0.33	0.25	0.17	0.07	0.20	0.20	0.29	0.30	0.24	0.31	0.40	0.24
Plav	0.00	1.00	0.00	0.00	0.00	0.00	0.00	0.50	0.50	1.00	0.00	0.00	0.80	1.00
Pljevlja	0.25	0.40	0.00	0.45	1.00	0.00	0.00	0.25	0.67	0.50	0.50	0.38	0.20	0.71
Pluzine	2.00	0.00	3.00	0.00	0.00	0.00	0.00	0.00	0.00	1.50	0.00	0.00	0.00	0.50
Podgorica	0.21	0.15	0.17	0.16	0.14	0.07	0.13	0.15	0.18	0.11	0.19	0.22	0.25	0.20
Rozaje	0.33	0.60	0.00	0.00	1.50	0.00	0.00	0.63	0.40	0.33	1.11	0.00	0.31	0.56
Savnik	0.40	0.00	0.00	0.00	0.00	0.00	0.00	0.00	0.50	0.33	0.67	0.20	0.33	1.00
Tivat	0.12	0.17	0.21	0.09	0.07	0.00	0.13	0.11	0.08	0.29	0.29	0.19	0.20	0.20
Ulcinj	0.29	0.35	0.35	0.22	0.50	0.00	0.25	0.40	0.83	0.43	0.25	0.20	0.53	0.50
Zabljak	0.00	1.00	0.00	0.00	0.00	0.00	0.50	2.00	0.00	0.00	0.00	0.00	0.60	1.00

*p: preliminary data*

## METHODOLOGICAL NOTES

### Data source

The data on number of injury accidents on roads in Montenegro are the result of regular monthly surveys from reporting unit – Montenegro Police Administration as an institution engaged in monitoring and keeping records on accidents.

### Coverage

Observation unit is accident and persons injured and killed in this accident with reference to space and time the accident occurred, type of accident, and by age structure of persons injured and killed.

### Definitions

*Road accident* is any accident involving at least one road vehicle in motion on a public road or private road to which the public has right of access, resulting in at least one injured or killed person.

*Fatal accident* is any injury accident resulting in a person killed.

*Non-fatal accident* is any accident resulting in a person injured other than a fatal accident.

*Casualty* is any person killed or injured as a result of an injury accident. Any person killed immediately or dying within 30 days as a result of an injury accident.

*Person injured* any person not killed, but who sustained an injury as result of an injury accident, normally needing medical treatment.

Published and printed by Statistical Office of Montenegro (MONSTAT)  
81000 Podgorica, IV Proleterske 2, Phone (+382) 20 230-811, Fax (+382) 20 230-814

*Release prepared by:*

**Jelena POPOVIC and Mia RADUNOVIC**  
Phone +382-20-231-004;  
[contact@monstat.org](mailto:contact@monstat.org)