

Number of injury accidents Montenegro December 2012

This release presents the data on number of injury accidents on roads, and number of casualty in Montenegro.

Number of injury accidents on roads in December 2012 totaled 686, up by 1.8% over the same month last year when the number of accidents was 674.

Number of casualty¹ in December 2012 amounted to 116 (of which 113 injuries), down by 12.8% over the same month last year when the number of persons killed was 133.

Chart 1. Persons injured in Montenegro

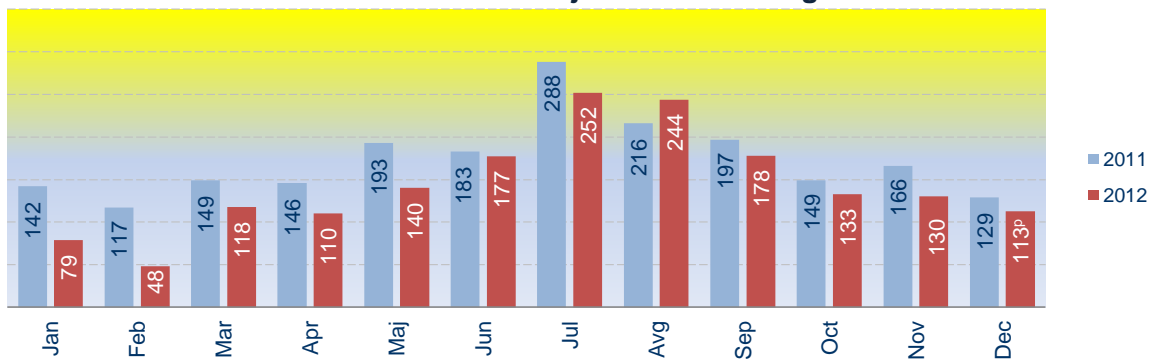
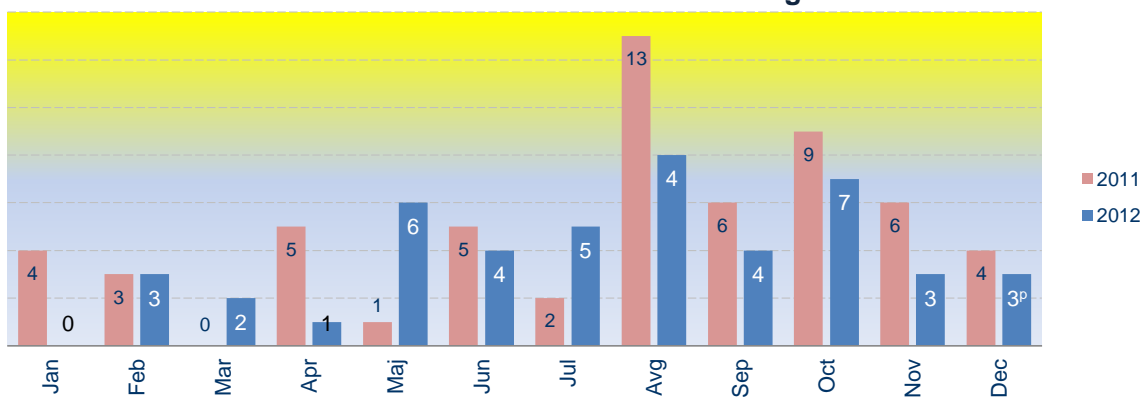


Chart 2. Persons killed in Montenegro



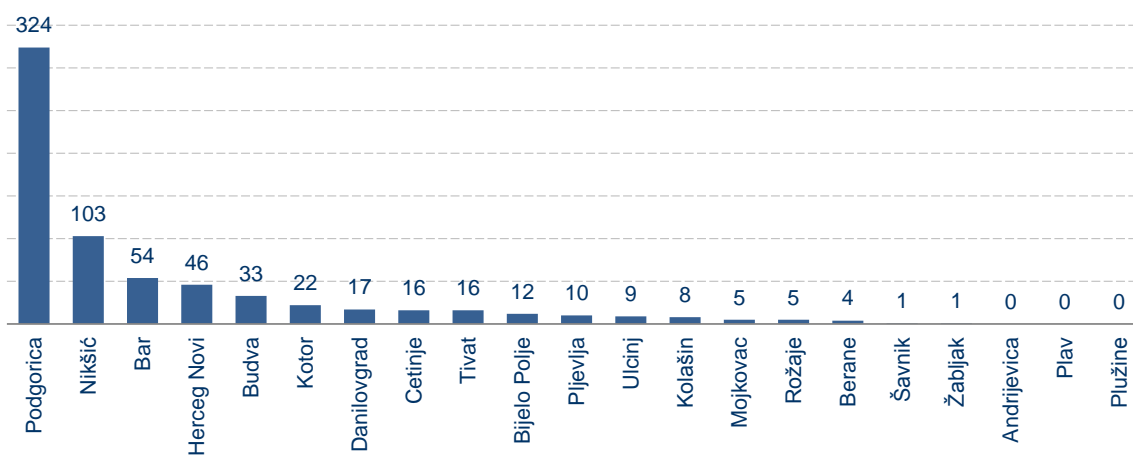
¹ Casualty is any person killed or injured as a result of an injury accident.

**Table 1. Number of injury accidents by municipalities
December 2012(p)**

Municipality	Total	Without persons killed and persons injured	With persons injured	With persons killed
	(1) + (2) + (3)	(1)	(2)	(3)
Sum	686	599	84	3
Andrijevica	0	0	0	0
Bar	54	44	10	0
Berane	4	3	1	0
Bijelo Polje	12	8	4	0
Budva	33	30	3	0
Cetinje	16	14	2	0
Danilovgrad	17	13	4	0
Herceg Novi	46	40	6	0
Kolasin	8	8	0	0
Kotor	22	18	4	0
Mojkovac	5	4	1	0
Niksic	103	94	9	0
Plav	0	0	0	0
Pljevlja	10	10	0	0
Pluzine	0	0	0	0
Podgorica	324	287	36	1
Rozaje	5	4	0	1
Savnik	1	1	0	0
Tivat	16	15	0	1
Ulcinj	9	6	3	0
Zabljak	1	0	1	0

(p): preliminary data

**Chart 3. Total number of injury accident by municipalities
December 2012(p)**



**Table 2. Number of persons killed and persons injured by municipalities
December 2012(p)**

Municipality	Total persons killed and persons injured	Persons injured	Prsons killed
	(1) + (2)	(1)	(2)
Sum	116	113	3
Andrijevica	0	0	0
Bar	20	20	0
Berane	1	1	0
Bijelo Polje	4	4	0
Budva	5	5	0
Cetinje	2	2	0
Danilovgrad	8	8	0
Herceg Novi	11	11	0
Kolašin	0	0	0
Kotor	4	4	0
Mojkovac	2	2	0
Nikšić	9	9	0
Plav	0	0	0
Pljevlja	0	0	0
Plužine	0	0	0
Podgorica	42	41	1
Rožaje	2	1	1
Šavnik	0	0	0
Tivat	1	0	1
Ulcinj	4	4	0
Žabljak	1	1	0

(p): preliminary data

**Chart 4. Total number of persons killed and persons injured by municipalities
December 2012(p)**

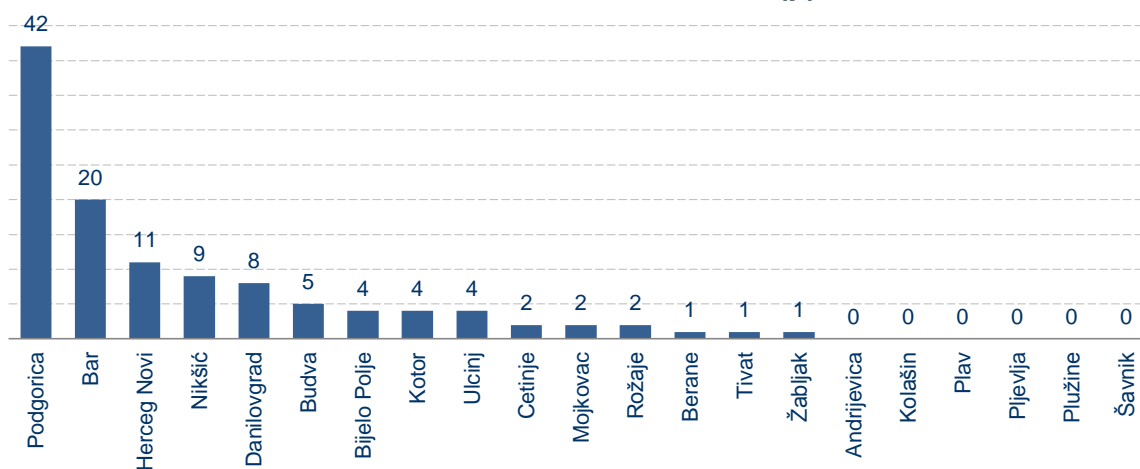


Table 3. Number of injury accidents and accident indices in Montenegro

Month	Total number of injury accidents in Montenegro	Indices		
		2010=100	Monthly indices	Annual indices
2012				
Jan	522	68.5	77.4	89.8
Feb	579	76.0	110.9	98.8
Mar	534	70.1	92.2	83.2
Apr	559	73.4	104.7	88.6
May	648	85.1	115.9	103.2
Jun	702	92.2	108.3	97.8
Jul	917	120.3	130.6	93.6
Aug	903	118.5	98.5	94.8
Sep	761	99.9	84.3	106.6
Oct	675	88.6	88.7	92.8
Nov	617	81.0	91.4	90.1
Dec ^p	686	90.0	111.2	101.8
2011	8 519	93.2		
Jan	581	76.3		
Feb	586	77.0	100.9	
Mar	642	84.3	109.6	
Apr	631	82.9	98.3	
May	628	82.5	99.5	
Jun	718	94.3	114.3	
Jul	980	128.7	136.5	

(p): preliminary data

Table 4. Number of persons killed and persons injured and indices of persons killed and persons injured in Montenegro

Month	Total number of casualty in Montenegro	Indices		
		2010=100	Monthly indices	Annual indices
2012				
Jan	79	43.2	59.4	54.1
Feb	51	27.9	64.6	42.5
Mar	120	65.6	235.3	80.5
Apr	111	60.7	92.5	73.5
May	146	79.8	131.5	75.3
Jun	181	98.9	124.0	96.3
Jul	257	140.4	142.0	88.6
Aug	252	137.7	98.1	110.0
Sep	182	99.5	72.2	89.7
Oct	140	76.5	76.9	88.6
Nov	133	72.7	95.0	77.3
Dec ^p	116	63.4	87.2	87.2
2011	2 133	97.2		
Jan	146	79.9		
Feb	120	65.6	82.2	
Mar	149	81.5	124.2	
Apr	151	82.6	101.3	
May	194	106.1	128.5	
Jun	188	102.8	96.9	
Jul	290	158.6	154.3	

(p): preliminary data

Table 5. Relation between total number of persons killed and persons injured and total number of road accidents, by municipalities(p)

Month/ Municipality	Dec12(p)	Nov 12	Oct 12	Sep 12	Aug 12	Jul 12	Jun 12	May 12	Apr 12	Mar 12	Feb 12	Jan 12	Dec 11	Nov 11	Oct 11
Andrijevisa	0.00	2.00	2.00	0.00	1.17	1.67	1.00	0.00	0.00	0.00	1.00	0.00	0.00	0.00	8.00
Bar	0.37	0.23	0.25	0.19	0.40	0.52	0.24	0.37	0.41	0.41	0.10	0.18	0.44	0.41	0.27
Berane	0.25	0.50	0.20	0.50	0.20	1.50	3.00	1.00	0.00	0.00	0.00	0.00	0.50	0.45	0.25
Bijelo Polje	0.33	0.64	0.41	0.59	0.57	0.29	0.71	0.35	0.07	0.75	0.12	0.15	0.44	0.36	0.45
Budva	0.15	0.28	0.05	0.16	0.16	0.21	0.30	0.21	0.10	0.36	0.13	0.24	0.06	0.20	0.13
Cetinje	0.13	0.86	0.29	0.37	0.29	0.33	0.80	0.73	0.00	0.00	0.00	0.00	0.00	0.00	0.00
Danilovgrad	0.47	0.25	0.20	0.29	0.17	0.29	0.80	0.33	0.33	0.25	0.21	0.25	0.14	0.50	0.44
Herceg Novi	0.24	0.06	0.06	0.27	0.16	0.18	0.27	0.07	0.08	0.06	0.15	0.19	0.11	0.13	0.16
Kolasin	0.00	0.00	0.29	0.00	0.72	0.83	0.50	0.00	0.67	0.00	0.00	0.00	0.54	0.79	0.14
Kotor	0.18	0.15	0.16	0.16	0.13	0.13	0.09	0.13	0.19	0.50	0.25	0.12	0.06	0.00	0.14
Mojkovac	0.40	0.00	0.40	0.40	1.00	2.25	1.60	0.50	0.67	0.00	1.00	0.00	0.00	0.50	0.50
Niksic	0.09	0.31	0.26	0.17	0.36	0.28	0.19	0.33	0.25	0.17	0.07	0.20	0.20	0.29	0.30
Plav	0.00	3.00	0.00	1.00	0.00	0.00	1.00	0.00	0.00	0.00	0.00	0.00	0.50	0.50	1.00
Pljevlja	0.00	0.69	0.33	0.88	0.36	0.25	0.40	0.00	0.45	1.00	0.00	0.00	0.25	0.67	0.50
Pluzine	0.00	0.00	0.50	0.00	1.50	2.00	0.00	3.00	0.00	0.00	0.00	0.00	0.00	0.00	1.50
Podgorica	0.13	0.11	0.17	0.21	0.25	0.21	0.15	0.17	0.16	0.14	0.07	0.13	0.15	0.18	0.11
Rozaje	0.40	0.89	0.14	1.50	1.17	0.33	0.60	0.00	0.00	1.50	0.00	0.00	0.63	0.40	0.33
Savnik	0.00	0.50	1.50	0.25	0.25	0.40	0.00	0.00	0.00	0.00	0.00	0.00	0.00	0.50	0.33
Tivat	0.06	0.00	0.00	0.26	0.07	0.12	0.17	0.21	0.09	0.07	0.00	0.13	0.11	0.08	0.29
Ulcinj	0.44	0.00	0.47	0.46	0.25	0.29	0.35	0.35	0.22	0.50	0.00	0.25	0.40	0.83	0.43
Zabljak	1.00	1.00	0.00	0.50	0.33	0.00	1.00	0.00	0.00	0.00	0.00	0.50	2.00	0.00	0.00

(p): preliminary data

METHODOLOGICAL NOTES

Data source

The data on number of injury accidents on roads in Montenegro are the result of regular monthly surveys from reporting unit – Montenegro Police Administration as an institution engaged in monitoring and keeping records on accidents.

Coverage

Observation unit is accident and persons injured and killed in this accident with reference to space and time the accident occurred, type of accident, and by age structure of persons injured and killed.

Definitions

Road accident is any accident involving at least one road vehicle in motion on a public road or private road to which the public has right of access, resulting in at least one injured or killed person.

Fatal accident is any injury accident resulting in a person killed.

Non-fatal accident is any accident resulting in a person injured other than a fatal accident.

Casualty is any person killed or injured as a result of an injury accident. Any person killed immediately or dying within 30 days as a result of an injury accident.

Person injured any person not killed, but who sustained an injury as result of an injury accident, normally needing medical treatment.

Published and printed by Statistical Office of Montenegro (MONSTAT)
81000 Podgorica, IV Proleterske 2, Phone (+382) 20 230-811, Fax (+382) 20 230-814

Release prepared by:

Jelena POPOVIC and Mia RADUNOVIC
Phone +382-20-231-004;
contact@monstat.org