

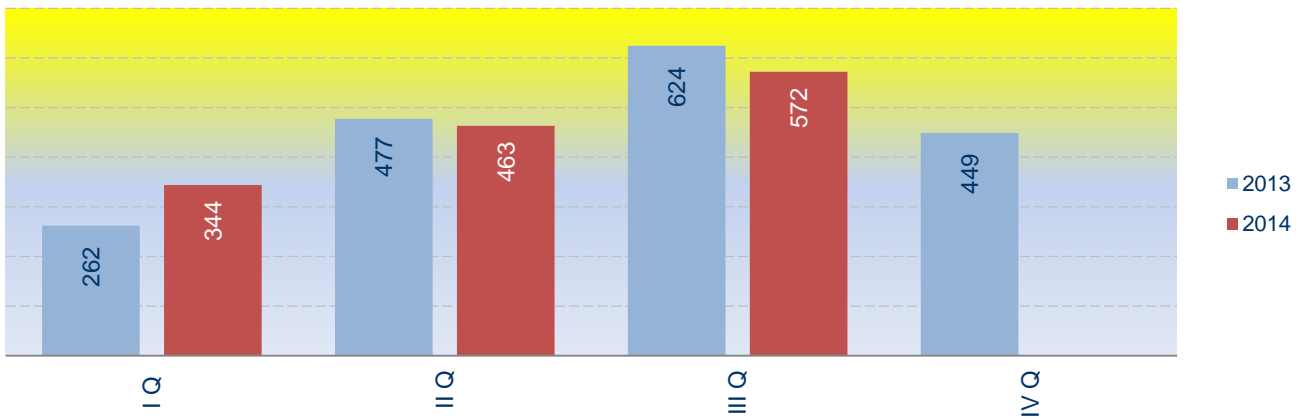
When using these data, please name the

## Number of injury accidents Montenegro The third quarter 2014

Number of injury accidents on roads in the third quarter 2014 totaled 1 718 which is 1.5% over than the same quarter last year when the number of accidents was 1 693.

Number of casualty<sup>1</sup> in the third quarter 2014 amounted to 587 (of which 572 injuries), which is 8.9% lower than the same quarter last year when the number of casualty was 644.

Chart 1. Persons injured in Montenegro



<sup>1</sup> Casualty is any person killed or injured as a result of an injury accident.

Chart 2. Persons killed in Montenegro

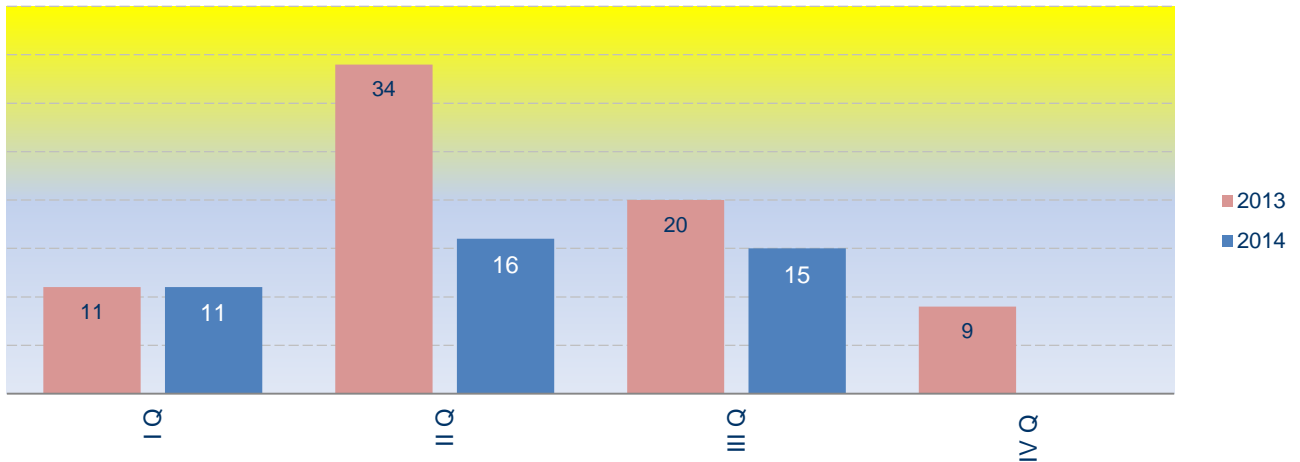
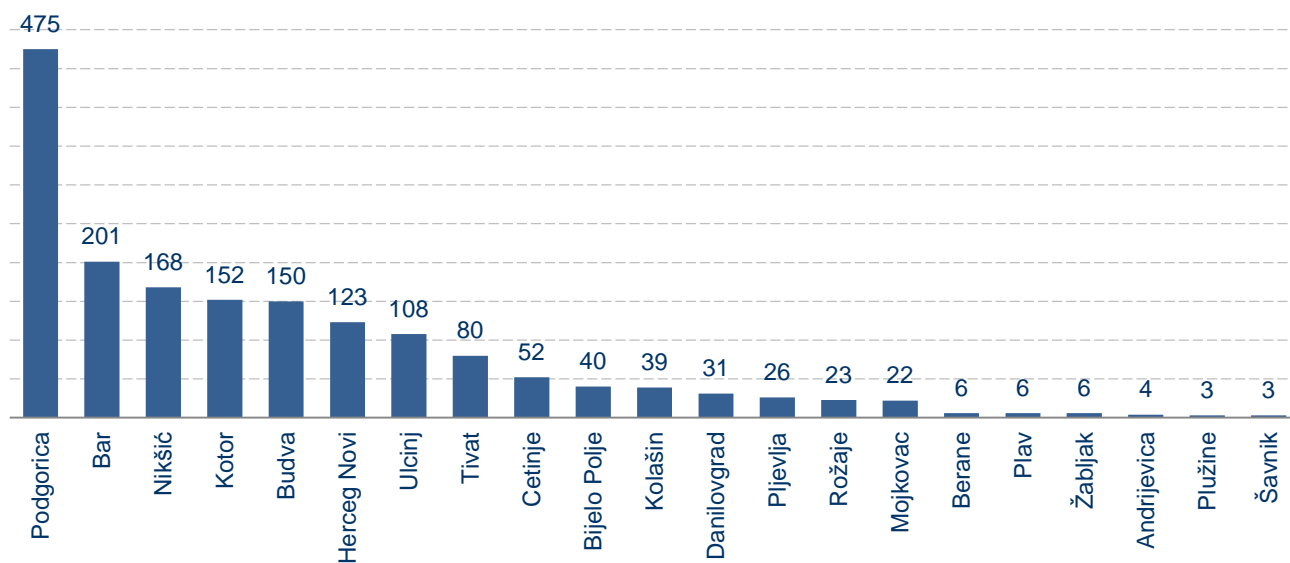


Table 1. Number of injury accidents by municipalities

Municipality	Total	Without persons killed and persons injured	With persons killed	With persons killed and persons injured	With persons injured
	(1) + (2) + (3) +(4)	(1)	(2)	(3)	(4)
<b>Sum</b>	<b>1 718</b>	<b>1 301</b>	<b>7</b>	<b>6</b>	<b>404</b>
Andrijevica	4	3	0	0	1
Bar	201	169	1	1	30
Berane	6	3	0	0	3
Bijelo Polje	40	25	0	0	15
Budva	150	112	0	2	36
Cetinje	52	33	0	1	18
Danilovgrad	31	26	0	0	5
Herceg Novi	123	103	2	0	18
Kolasin	39	24	0	0	15
Kotor	152	129	0	0	23
Mojkovac	22	14	0	0	8
Niksic	168	118	1	0	49
Plav	6	2	0	0	4
Pljevlja	26	16	0	0	10
Pluzine	3	2	0	0	1
Podgorica	475	354	2	2	117
Rozaje	23	13	1	0	9
Savnik	3	0	0	0	3
Tivat	80	66	0	0	14
Ulcinj	108	83	0	0	25
Zabljak	6	6	0	0	0

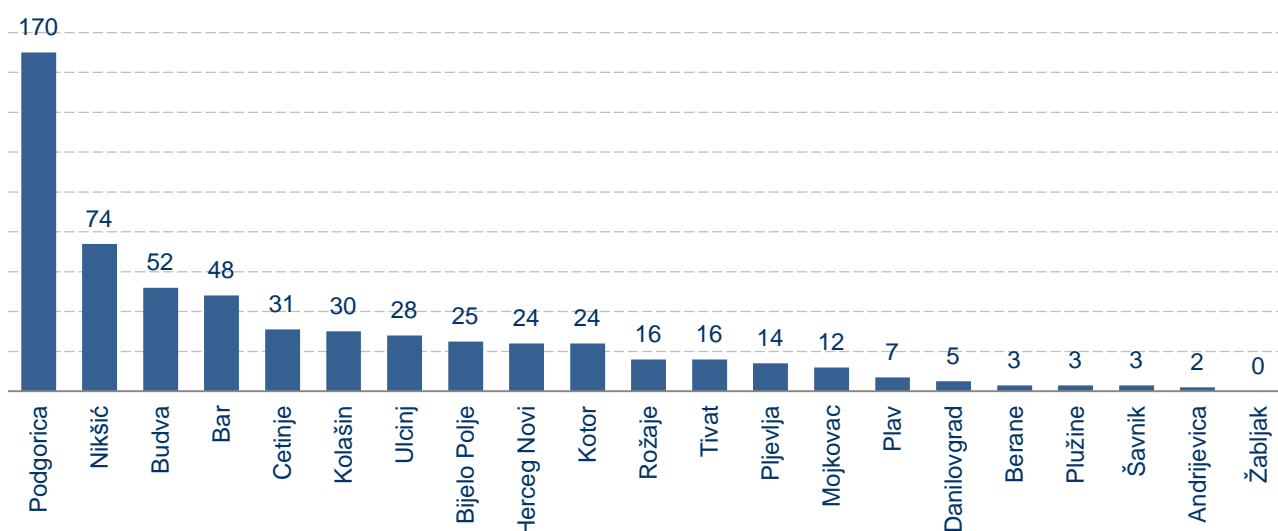
**Chart 3. Total number of injury accident by municipalities**



**Table 2. Number of persons killed and persons injured by municipalities**

Municipality	Total persons killed and persons injured	Persons injured	Prsons killed
	(1) + (2)	(1)	(2)
<b>Sum</b>	<b>587</b>	<b>15</b>	<b>572</b>
Andrijevića	2	0	2
Bar	48	2	46
Berane	3	0	3
Bijelo Polje	25	0	25
Budva	52	3	49
Cetinje	31	1	30
Danilovgrad	5	0	5
Herceg Novi	24	2	22
Kolasin	30	0	30
Kotor	24	0	24
Mojkovac	12	0	12
Niksic	74	1	73
Plav	7	0	7
Pljevlja	14	0	14
Pluzine	3	0	3
Podgorica	170	5	165
Rozaje	16	1	15
Šavnik	3	0	3
Tivat	16	0	16
Ulcinj	28	0	28
Žabljak	0	0	0

**Chart 4. Total number of persons killed and persons injured by municipalities**



**Table 3. Number of injury accidents and accident indices in Montenegro**

Quarter	Total number of injury accidents in Montenegro	Indices		
		2010=100	Quarterly indices	Annual indices
<b>2014</b>				
QI	1 105	48.4	80.5	112.8
QII	1 385	60.6	125.3	113.7
QIII	1 718	75.2	124.0	101.5
<b>2013</b>	<b>5 264</b>	<b>57.6</b>		
QI	980	42.9	49.5	59.9
QII	1 218	53.3	124.3	63.8
QIII	1 693	74.1	139.0	65.6
QIV	1 373	60.1	81.1	69.4
<b>2012</b>	<b>8 103</b>	<b>88.7</b>		
QI	1 635	71.6	78.4	90.4
QII	1 909	83.6	116.8	96.6
QIII	2 581	113.0	135.2	97.5
QIV	1 978	86.6	76.6	94.8
<b>2011</b>	<b>8 511</b>	<b>93.2</b>		
QI	1 809	79.2		
QII	1 977	86.5	109.3	
QIII	2 647	115.9	133.9	
QIV	2 086	91.3	78.8	

**Table 4. Number of persons killed and persons injured and indices of persons killed and persons injured in Montenegro**

Quater	Total number of casualty in Montenegro	Indices		
		2010=100	Quarterly indicies	Annual indices
<b>2014</b>				
QI	355	64.7	77.5	130.0
QII	479	87.3	134.9	93.7
QIII	587	107.0	122.5	91.1
<b>2013</b>	<b>1 886</b>	<b>86.0</b>		
QI	273	49.8	70.2	109.2
QII	511	93.2	187.2	116.7
QIII	644	117.4	126.0	93.2
QIV	458	83.5	71.1	117.7
<b>2012</b>	<b>1 768</b>	<b>80.6</b>		
QI	250	45.6	54.0	60.2
QII	438	79.9	175.2	82.2
QIII	691	126.0	157.8	95.7
QIV	389	70.9	56.3	84.0
<b>2011</b>	<b>2 133</b>	<b>97.2</b>		
QI	415	75.7		
QII	533	97.2	128.4	
QIII	722	131.6	135.5	
QIV	463	84.4	64.1	

**Table 5. Relation between total number of persons killed and persons injured and total number of road accidents, by municipalities<sup>P</sup>**

<b>Quater/ Municipality</b>	<b>Q III - 2014</b>	<b>Q II - 2014</b>	<b>Q I - 2014</b>	<b>Q IV - 2013</b>	<b>Q III - 2013</b>
Andrijevisa	0.50	0.00	1.00	0.33	0.71
Bar	0.24	0.25	0.26	0.00	0.27
Berane	0.50	0.31	0.14	0.28	0.63
Bijelo Polje	0.63	0.50	0.64	0.13	0.60
Budva	0.35	0.31	0.23	0.60	0.37
Cetinje	0.60	0.71	0.24	0.24	0.58
Danilovgrad	0.16	0.75	0.50	0.46	0.26
Herceg Novi	0.20	0.26	0.10	0.46	0.31
Kolasin	0.77	0.47	0.67	0.30	0.36
Kotor	0.16	0.14	0.17	0.25	0.16
Mojkovac	0.55	0.71	0.29	0.15	0.68
Niksic	0.44	0.34	0.34	0.58	0.46
Plav	1.17	2.00	0.80	0.47	0.43
Pljevlja	0.54	0.55	0.76	0.83	0.52
Pluzine	1.00	0.25	1.00	0.42	0.90
Podgorica	0.36	0.32	0.31	3.00	0.42
Rozaje	0.70	0.87	0.60	0.29	0.67
Savnik	1.00	0.00	0.00	0.39	0.00
Tivat	0.20	0.41	0.18	0.13	0.13
Ulcinj	0.26	0.42	0.34	0.24	0.36
Zabljak	0.00	1.50	0.75	0.57	0.64

## METHODOLOGICAL NOTES

### Data source

The data on number of injury accidents on roads in Montenegro are the result of regular quarterly surveys from reporting unit – Montenegro Police Administration as an institution engaged in monitoring and keeping records on accidents.

### Coverage

Observation unit is accident and persons injured and killed in this accident with reference to space and time the accident occurred, type of accident, and by age structure of persons injured and killed.

### Definitions

*Traffic accident* is an event that occurred on the road or the start on the road, which was attended by at least one vehicle in motion and in which one or more persons injured or killed or died within 30 days of the result of the traffic accident or a result damage to property

*Fatal accident* is any injury accident resulting in a person killed.

*Non-fatal accident* is any accident resulting in a person injured other than a fatal accident.

*Casualty* is any person killed or injured as a result of an injury accident. Any person killed immediately or dying within 30 days as a result of an injury accident.

*Person injured* any person not killed, but who sustained an injury as result of an injury accident, normally needing medical treatment.

Published and printed by Statistical Office of Montenegro (MONSTAT)  
81000 Podgorica, IV Proleterske 2, Phone (+382) 20 230-811, Fax (+382) 20 230-814

*Release prepared by:*

**Jelena POPOVIC**  
**Phone +382-20-231-004;**  
*e-mail:* [contact@monstat.org](mailto:contact@monstat.org)