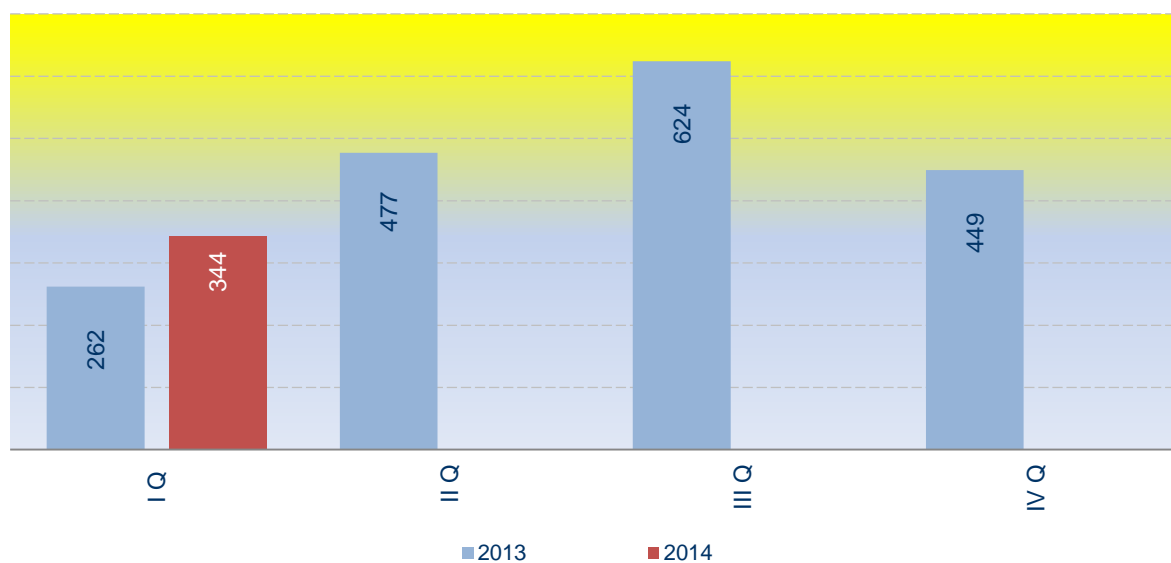


## Number of injury accidents Montenegro *The first quarter 2014*

Number of injury accidents on roads in the first quarter 2014 totaled 1 105, which is 12.8% over than the same quarter last year when the number of accidents was 980.

Number of casualty<sup>1</sup> in the first quarter 2014 amounted to 355 (of which 344 injuries), growth by 30.0% over the same quarter last year when the number of persons killed was 273.

**Chart 1. Persons injured in Montenegro**



<sup>1</sup> Casualty is any person killed or injured as a result of an injury accident.

Chart 2. Persons killed in Montenegro

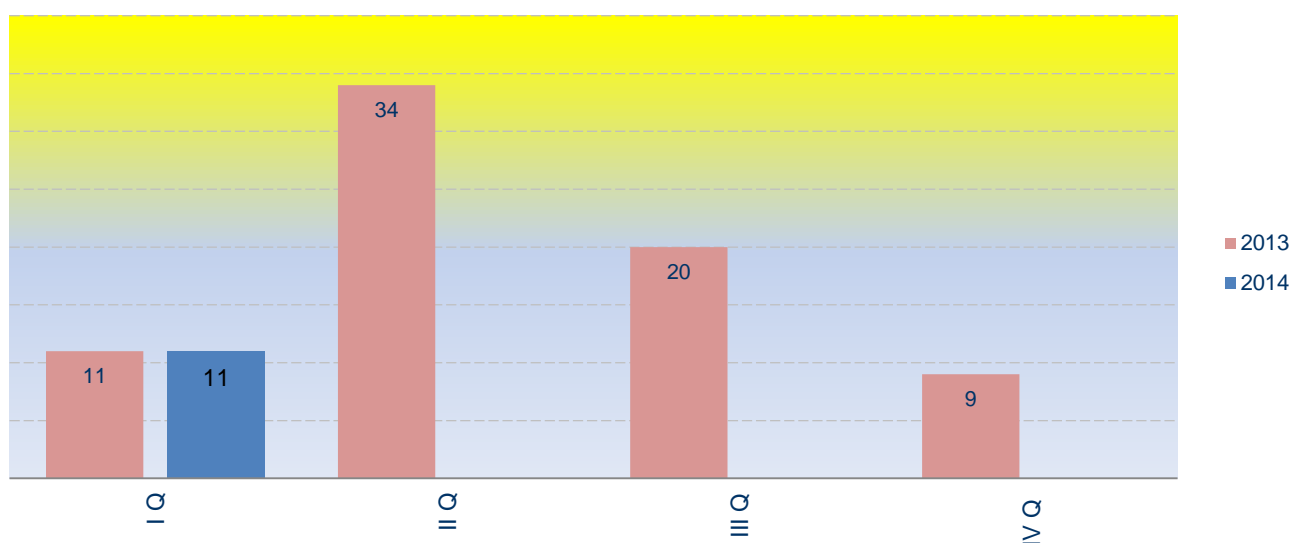
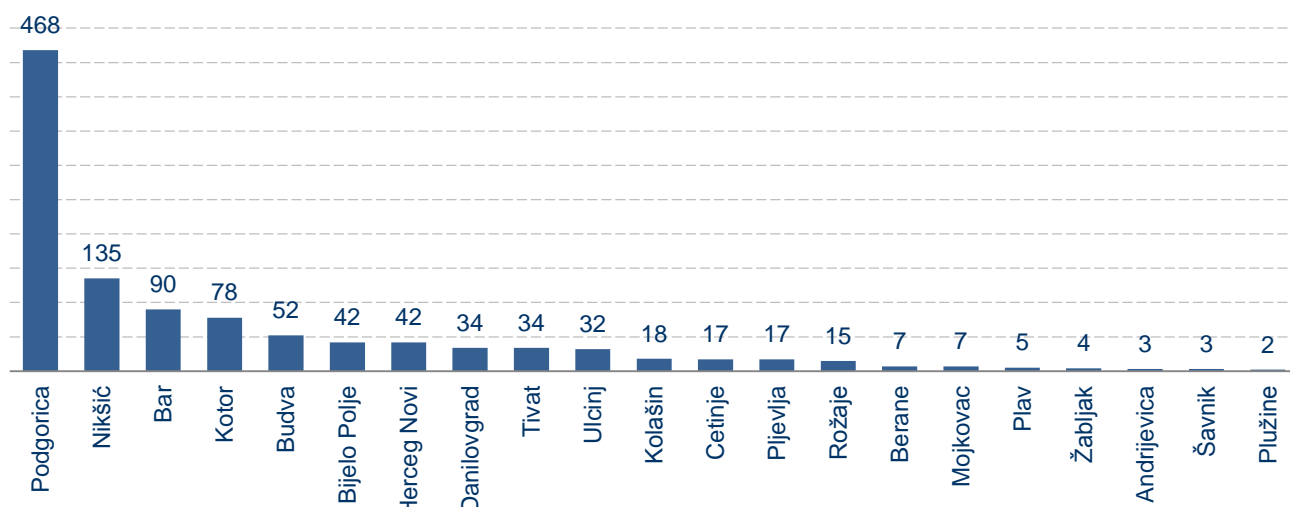


Table 1. Number of injury accidents by municipalities

Municipality	Total	Without persons killed and persons injured	With persons killed	With persons killed and persons injured	With persons injured
<i>Sum</i>	<i>(1)+(2)+(3)+(4)</i>	<i>(1)</i>	<i>(2)</i>	<i>(3)</i>	<i>(4)</i>
	<b>1 105</b>	<b>852</b>	<b>8</b>	<b>2</b>	<b>243</b>
Andrijevisa	3	1	0	0	2
Bar	90	71	0	1	18
Berane	7	6	0	0	1
Bijelo Polje	42	23	0	0	19
Budva	52	40	1	0	11
Cetinje	17	14	0	0	3
Danilovgrad	34	24	1	0	9
Herceg Novi	42	38	0	0	4
Kolasin	18	11	1	0	6
Kotor	78	68	1	0	9
Mojkovac	7	5	1	0	1
Niksic	135	101	1	0	33
Plav	5	3	0	1	1
Pljevlja	17	9	0	0	8
Pluzine	2	1	0	0	1
Podgorica	468	371	1	0	96
Rozaje	15	9	0	0	6
Savnik	3	3	0	0	0
Tivat	34	28	1	0	5
Ulcinj	32	24	0	0	8
Zabljak	4	2	0	0	2

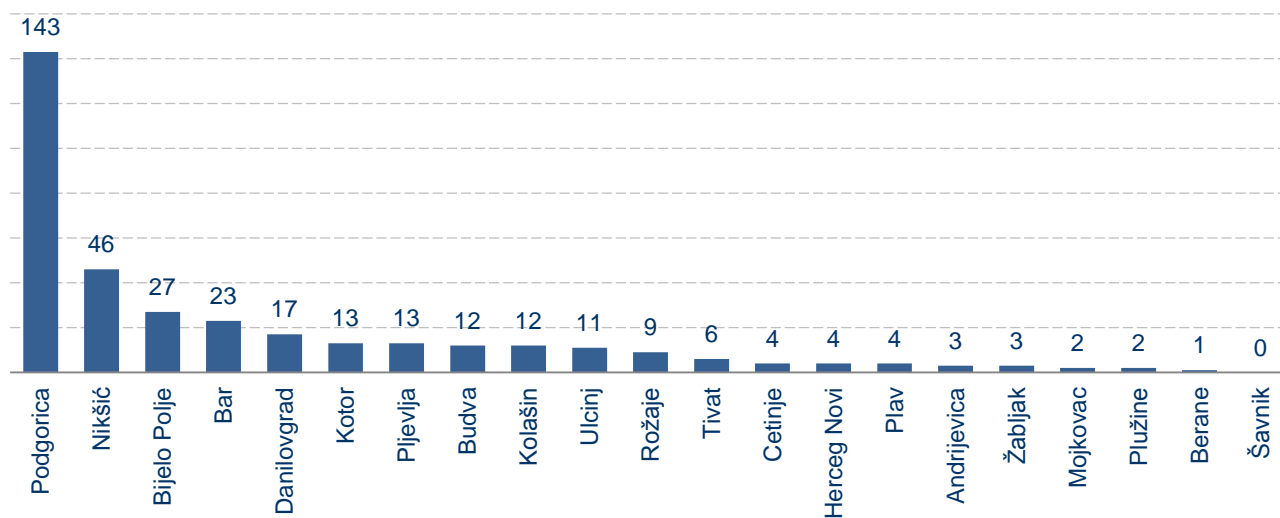
**Chart 3. Total number of injury accident by municipalities**



**Table 2. Number of persons killed and persons injured by municipalities**

Municipality	Total persons killed and persons injured	Persons injured	Prsons killed
	(1) + (2)	(1)	(2)
<b>Sum</b>	<b>355</b>	<b>11</b>	<b>344</b>
Andrijevića	3	0	3
Bar	23	1	22
Berane	1	0	1
Bijelo Polje	27	0	27
Budva	12	1	11
Cetinje	4	0	4
Danilovgrad	17	1	16
Herceg Novi	4	0	4
Kolasin	12	1	11
Kotor	13	1	12
Mojkovac	2	1	1
Niksic	46	1	45
Plav	4	2	2
Pljevlja	13	0	13
Pluzine	2	0	2
Podgorica	143	1	142
Rozaje	9	0	9
Šavnik	0	0	0
Tivat	6	1	5
Ulcinj	11	0	11
Žabljak	3	0	3

**Chart 4. Total number of persons killed and persons injured by municipalities**



**Table 3. Number of injury accidents and accident indices in Montenegro**

Quater	Total number of injury accidents in Montenegro	Indices		
		2010=100	Quarterly indices	Annual indices
<b>2014</b>				
QI	1 105	48.4	80.5	112.8
<b>2013</b>	<b>5 264</b>	<b>57.6</b>		
QI	980	42.9	49.5	59.9
QII	1 218	53.3	124.3	63.8
QIII	1 693	74.1	139.0	65.6
QIV	1 373	60.1	81.1	69.4
<b>2012</b>	<b>8 103</b>	<b>88.7</b>		
QI	1 635	71.6	78.4	90.4
QII	1 909	83.6	116.8	96.6
QIII	2 581	113.0	135.2	97.5
QIV	1 978	86.6	76.6	94.8
<b>2011</b>	<b>8 519</b>	<b>93.2</b>		
QI	1 809	79.2		
QII	1 977	86.5	109.3	
QIII	2 647	115.9	133.9	
QIV	2 086	91.3	78.8	

**Table 4. Number of persons killed and persons injured and indices of persons killed and persons injured in Montenegro**

Quater	Total number of casualty in Montenegro	Indices		
		2010=100	Quarterly indicies	Annual indices
<b>2014</b>				
QI	355	64.7	77.5	130.0
<b>2013</b>	<b>1 886</b>	<b>86.0</b>		
QI	273	49.8	70.2	109.2
QII	511	93.2	187.2	116.7
QIII	644	117.4	126.0	93.2
QIV	458	83.5	71.1	117.7
<b>2012</b>	<b>1 768</b>	<b>80.6</b>		
QI	250	45.6	54.0	60.2
QII	438	79.9	175.2	82.2
QIII	691	126.0	157.8	95.7
QIV	389	70.9	56.3	84.0
<b>2011</b>	<b>2 133</b>	<b>97.2</b>		
QI	415	75.7		
QII	533	97.2	128.4	
QIII	722	131.6	135.5	
QIV	463	84.4	64.1	

**Table 5. Relation between total number of persons killed and persons injured and total number of road accidents, by municipalities<sup>P</sup>**

Quater/ Municipality	Q I - 2014	Q IV - 2013	Q III - 2013	Q II - 2013	Q I - 2013
Andrijevica	1.00	0.33	0.71	0.00	0.00
Bar	0.26	0.00	0.27	0.26	0.44
Berane	0.14	0.28	0.63	1.00	0.56
Bijelo Polje	0.64	0.13	0.60	0.64	0.50
Budva	0.23	0.60	0.37	0.39	0.40
Cetinje	0.24	0.24	0.58	0.87	0.41
Danilovgrad	0.50	0.46	0.26	0.16	0.29
Herceg Novi	0.10	0.46	0.31	0.24	0.19
Kolasin	0.67	0.30	0.36	2.00	0.35
Kotor	0.17	0.25	0.16	0.19	0.27
Mojkovac	0.29	0.15	0.68	0.44	0.36
Niksic	0.34	0.58	0.46	0.44	0.14
Plav	0.80	0.47	0.43	0.00	0.50
Pljevlja	0.76	0.83	0.52	0.75	0.38
Pluzine	1.00	0.42	0.90	0.50	0.25
Podgorica	0.31	3.00	0.42	0.42	0.27
Rozaje	0.60	0.29	0.67	0.75	0.30
Savnik	0.00	0.39	0.00	1.60	0.00
Tivat	0.18	0.13	0.13	0.17	0.24
Ulcinj	0.34	0.24	0.36	0.29	0.33
Zabljak	0.75	0.57	0.64	0.50	0.00

## METHODOLOGICAL NOTES

### Data source

The data on number of injury accidents on roads in Montenegro are the result of regular quarterly surveys from reporting unit – Montenegro Police Administration as an institution engaged in monitoring and keeping records on accidents.

### Coverage

Observation unit is accident and persons injured and killed in this accident with reference to space and time the accident occurred, type of accident, and by age structure of persons injured and killed.

### Definitions

*Traffic accident* is an event that occurred on the road or the start on the road, which was attended by at least one vehicle in motion and in which one or more persons injured or killed or died within 30 days of the result of the traffic accident or a result damage to property

*Fatal accident* is any injury accident resulting in a person killed.

*Non-fatal accident* is any accident resulting in a person injured other than a fatal accident.

*Casualty* is any person killed or injured as a result of an injury accident. Any person killed immediately or dying within 30 days as a result of an injury accident.

*Person injured* any person not killed, but who sustained an injury as result of an injury accident, normally needing medical treatment.

Published and printed by Statistical Office of Montenegro (MONSTAT)  
81000 Podgorica, IV Proleterske 2, Phone (+382) 20 230-811, Fax (+382) 20 230-814

*Release prepared by:*

**Jelena POPOVIC**  
**Phone +382-20-231-004;**  
*e-mail:* [contact@monstat.org](mailto:contact@monstat.org)