

When using these data,
 please name the source.

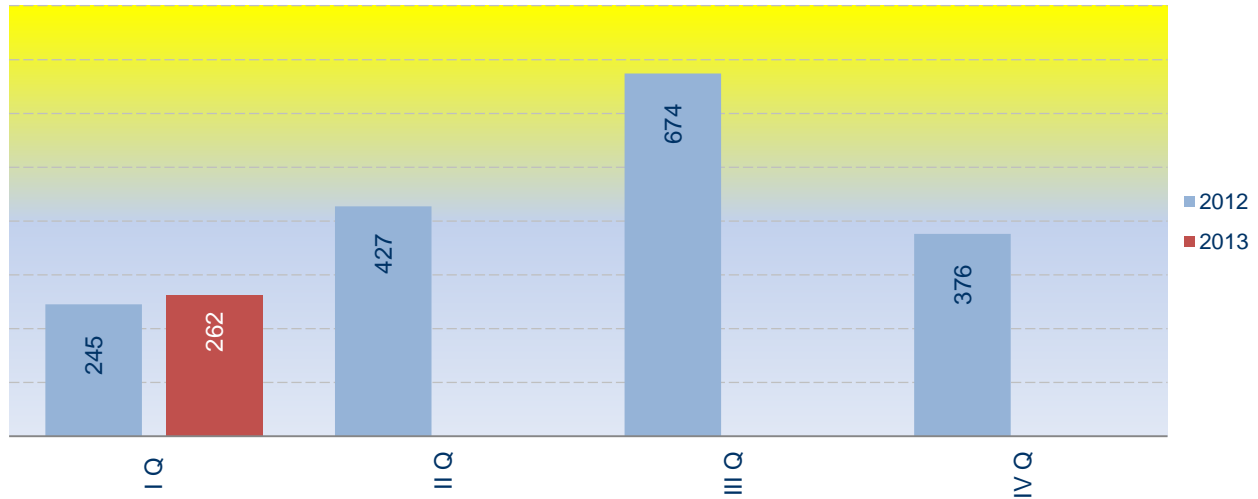
Number of injury accidents Montenegro The first quarter 2013

This release presents the data on number of injury accidents on roads, and number of casualty in Montenegro.

Number of injury accidents on roads in the first quarter 2013 totaled 980, down by 40.1% over the same quarter last year when the number of accidents was 1 635.

Number of casualty¹ in the first quarter 2013 amounted to 273 (of which 262 injuries), up by 9.2% over the same quarter last year when the number of persons killed was 250.

Chart 1. Persons injured in Montenegro



¹ Casualty is any person killed or injured as a result of an injury accident.

Chart 2. Persons killed in Montenegro

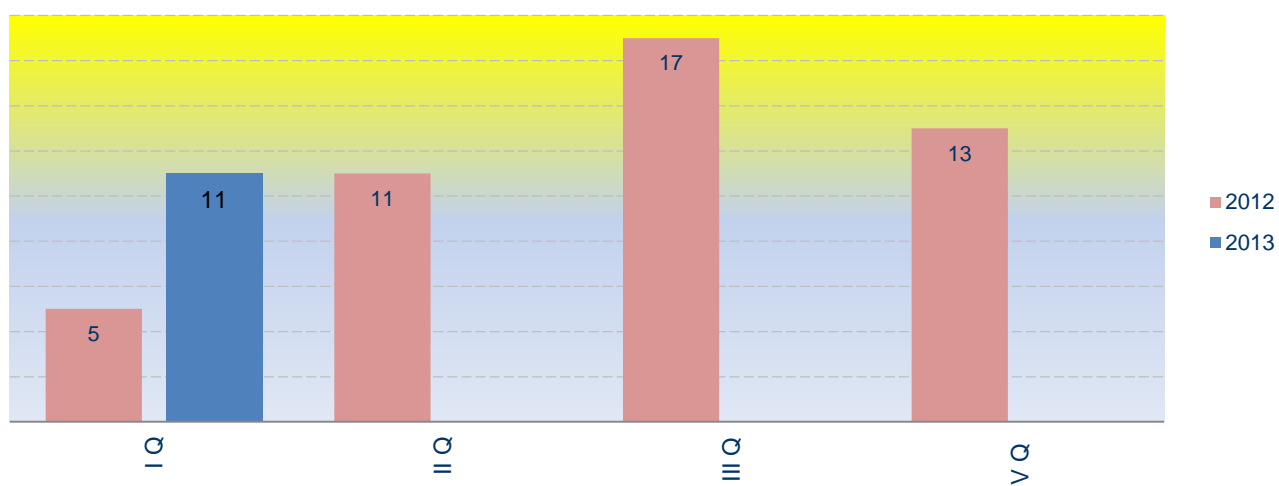


Table 1. Number of injury accidents by municipalities first quarter 2013

Municipality	Total	Without persons killed and persons injured	With persons killed	With persons killed and persons injured	With persons injured
	(1) + (2) + (3) + (4)	(1)	(2)	(3)	(4)
Sum	980	771	6	3	200
Andrijevisa	0	0	0	0	0
Bar	63	43	1	0	19
Berane	9	5	2	0	2
Bijelo Polje	28	20	0	0	8
Budva	57	42	0	0	15
Cetinje	22	15	0	0	7
Danilovgrad	34	27	0	0	7
Herceg Novi	58	49	0	0	9
Kolasin	17	13	1	0	3
Kotor	33	27	0	2	4
Mojkovac	14	9	0	0	5
Niksic	159	144	0	1	14
Plav	2	1	0	0	1
Pljevlja	13	9	0	0	4
Pluzine	4	3	1	0	0
Podgorica	405	317	0	0	88
Rozaje	10	7	0	0	3
Savnik	3	3	0	0	0
Tivat	21	16	1	0	4
Ulcinj	24	17	0	0	7
Zabljak	4	4	0	0	0

Chart 3. Total number of injury accident by municipalities first quarter 2013

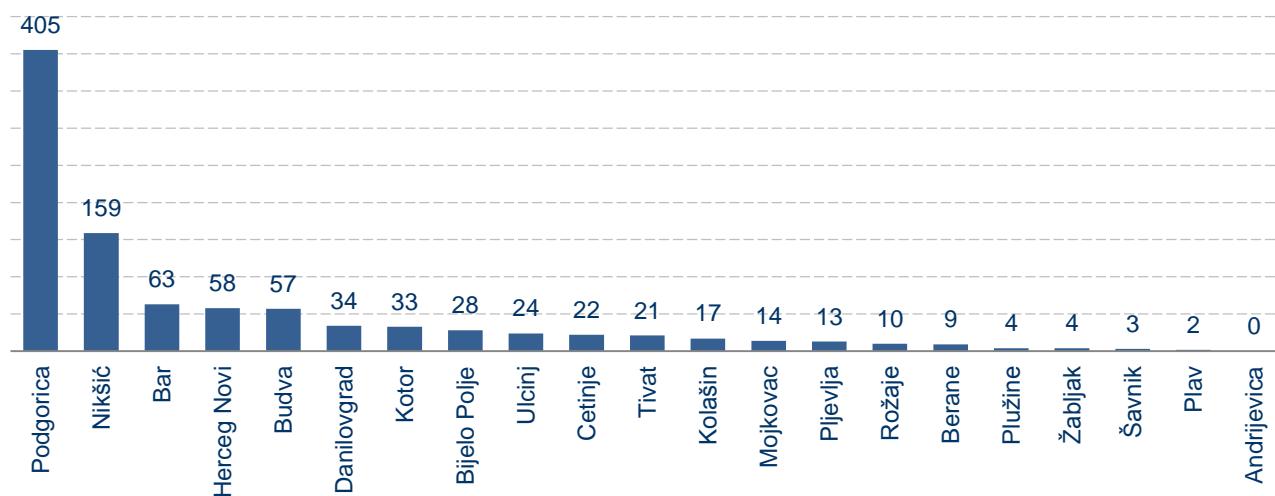


Table 2. Number of persons killed and persons injured by municipalities first quarter 2013

Municipality	Total persons killed and persons injured	Persons injured	Prsons killed
	(1) + (2)	(1)	(2)
Sum	250	5	245
Andrijevica	2	0	2
Bar	23	0	23
Berane	0	0	0
Bijelo Polje	16	0	16
Budva	17	1	16
Cetinje	3	0	3
Danilovgrad	8	1	7
Herceg Novi	13	1	12
Kolasin	0	0	0
Kotor	16	0	16
Mojkovac	2	1	1
Niksic	30	0	30
Plav	0	0	0
Pljevlja	5	0	5
Pluzine	0	0	0
Podgorica	92	0	92
Rozaje	9	1	8
Šavnik	0	0	0
Tivat	4	0	4
Ulcinj	9	0	9
Žabljak	1	0	1

Chart 4. Total number of persons killed and persons injured by municipalities first quarter 2013

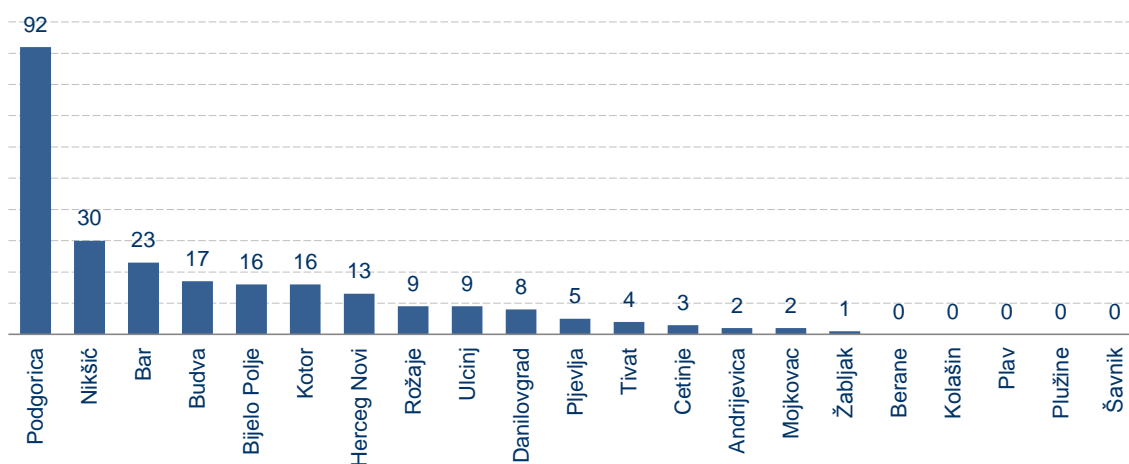


Table 3. Number of injury accidents and accident indices in Montenegro

Quarter	Total number of injury accidents in Montenegro	Indices		
		2010=100	Quarterly indices	Annual indices
2013				
QI	980	42.9	49.5	59.9
2012	88.7			
QI	1 635	71.6	78.4	90.4
QII	1 909	83.6	116.8	96.6
QIII	2 581	113.0	135.2	97.5
QIV	1 978	86.6	76.6	94.8
2011	93.2			
QI	1 809	79.2		
QII	1 977	86.5	109.3	
QIII	2 647	115.9	133.9	
QIV	2 086	91.3	78.8	

Table 4. Number of persons killed and persons injured and indices of persons killed and persons injured in Montenegro

Quater	Total number of casualty in Montenegro	Indices		
		2010=100	Quarterly indicies	Annual indices
2013				
QI	273	49.8	70.2	109.2
2012	80.6			
QI	250	45.6	54.0	60.2
QII	438	79.9	175.2	82.2
QIII	691	126.0	157.8	95.7
QIV	389	70.9	56.3	84.0
2011	97.2			
QI	415	75.7		
QII	533	97.2	128.4	
QIII	722	131.6	135.5	
QIV	463	84.4	64.1	

Table 5. Relation between total number of persons killed and persons injured and total number of road accidents, by municipalities

Quater/ Municipality	Q I - 2013	Q IV - 2012	Q III - 2012	Q II - 2012	Q I - 2012
Andrijevica	0.00	2.00	1.20	0.33	0.67
Bar	0.44	0.29	0.40	0.32	0.24
Berane	0.56	0.31	0.67	0.90	0.00
Bijelo Polje	0.50	0.44	0.46	0.41	0.35
Budva	0.40	0.16	0.18	0.22	0.25
Cetinje	0.41	0.41	0.33	0.77	0.11
Danilovgrad	0.29	0.33	0.24	0.55	0.24
Herceg Novi	0.19	0.13	0.19	0.15	0.14
Kolasin	0.35	0.13	0.65	0.43	0.00
Kotor	0.27	0.16	0.14	0.13	0.24
Mojkovac	0.36	0.33	1.14	1.10	0.33
Niksic	0.14	0.21	0.27	0.25	0.14
Plav	0.50	1.50	1.00	0.50	0.00
Pljevlja	0.38	0.38	0.44	0.32	0.21
Pluzine	0.25	0.50	0.83	1.50	0.00
Podgorica	0.27	0.14	0.22	0.16	0.11
Rozaje	0.30	0.52	1.06	0.30	0.53
Savnik	0.00	0.71	0.31	0.00	0.00
Tivat	0.24	0.03	0.13	0.16	0.09
Ulcinj	0.33	0.32	0.31	0.31	0.28
Zabljak	0.00	1.00	0.33	0.20	0.14

METHODOLOGICAL NOTES

Data source

The data on number of injury accidents on roads in Montenegro are the result of regular monthly surveys from reporting unit – Montenegro Police Administration as an institution engaged in monitoring and keeping records on accidents.

Coverage

Observation unit is accident and persons injured and killed in this accident with reference to space and time the accident occurred, type of accident, and by age structure of persons injured and killed.

Definitions

Traffic accident is an event that occurred on the road or the start on the road, which was attended by at least one vehicle in motion and in which one or more persons injured or killed or died within 30 days of the result of the traffic accident or a result damage to property

Fatal accident is any injury accident resulting in a person killed.

Non-fatal accident is any accident resulting in a person injured other than a fatal accident.

Casualty is any person killed or injured as a result of an injury accident. Any person killed immediately or dying within 30 days as a result of an injury accident.

Person injured any person not killed, but who sustained an injury as result of an injury accident, normally needing medical treatment.

Published and printed by Statistical Office of Montenegro (MONSTAT)
81000 Podgorica, IV Proleterske 2, Phone (+382) 20 230-811, Fax (+382) 20 230-814

Release prepared by:

Jelena POPOVIC
Phone +382-20-231-004;
e-mail: contact@monstat.org