

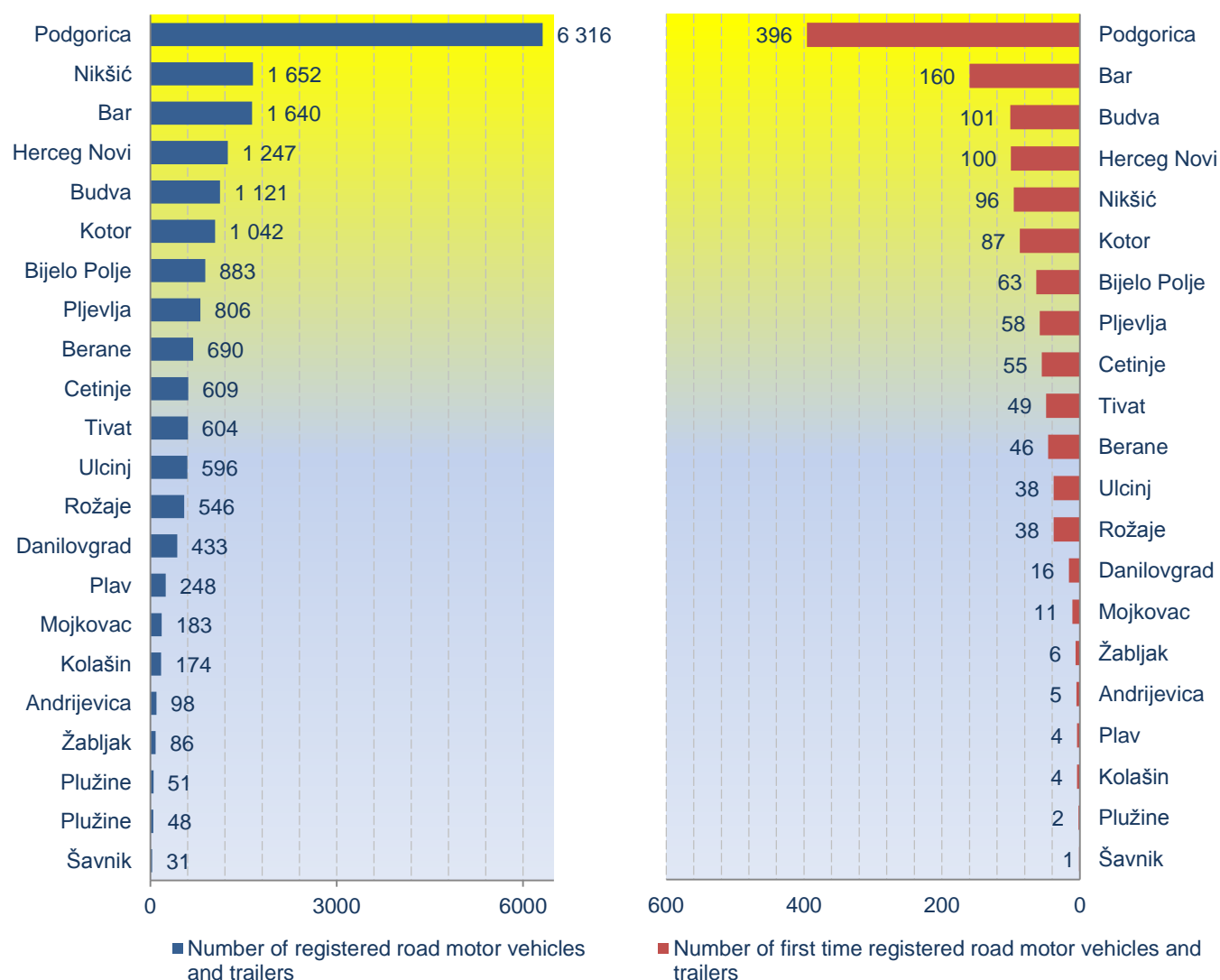
When using the data,  
please name the source.

## Number of registered road motor vehicles and trailers May 2012

Number of registered road motor vehicles and trailers in May 2012 is 19 053 , which is a increase of 4.6% in comparison with the same month in previous year.

Number of first time registered road motor vehicles and trailers in May 2012 is 1 336, which is a increase of 7.9% in comparison with May 2011.<sup>1</sup>

**Chart 1 and 2. Number of registered and for the first time registered road motor vehicles and trailers  
May 2012**



<sup>1</sup>First time registered vehicles include: new and used imported vehicles, i.e. vehicles for the first time registered.

**Table 1.Number of registered road motor vehicles and trailers  
May 2012**

| Type of vehicle/<br>Municipality | Motorcycles | Passenger cars | Vans       | Buses      | Goods road vehicles |
|----------------------------------|-------------|----------------|------------|------------|---------------------|
| <b>Sum</b>                       | <b>725</b>  | <b>16 302</b>  | <b>128</b> | <b>148</b> | <b>1 289</b>        |
| Andrijevisa                      | 1           | 81             | 2          | 0          | 10                  |
| Bar                              | 89          | 1 412          | 18         | 9          | 79                  |
| Berane                           | 6           | 601            | 16         | 2          | 48                  |
| Bijelo Polje                     | 14          | 742            | 3          | 3          | 85                  |
| Budva                            | 80          | 956            | 6          | 20         | 51                  |
| Cetinje                          | 14          | 542            | 1          | 2          | 25                  |
| Danilovgrad                      | 4           | 366            | 2          | 9          | 37                  |
| Herceg Novi                      | 121         | 1 001          | 12         | 14         | 66                  |
| Kolasin                          | 3           | 152            | 5          | 3          | 8                   |
| Kotor                            | 95          | 856            | 11         | 6          | 52                  |
| Mojkovac                         | 2           | 157            | 10         | 1          | 5                   |
| Niksic                           | 14          | 1 398          | 12         | 27         | 146                 |
| Plav                             | 1           | 231            | 5          | 2          | 7                   |
| Pljevlja                         | 6           | 706            | 1          | 9          | 58                  |
| Pluzine                          | 0           | 40             | 1          | 0          | 7                   |
| Podgorica                        | 172         | 5 548          | 1          | 21         | 466                 |
| Rozaje                           | 2           | 424            | 16         | 5          | 46                  |
| Tivat                            | 41          | 506            | 4          | 4          | 44                  |
| Ulcinj                           | 58          | 490            | 0          | 11         | 34                  |
| Savnik                           | 1           | 23             | 0          | 0          | 6                   |
| Zabljak                          | 1           | 70             | 2          | 0          | 9                   |

*/continue/*

| Type of vehicle/<br>Municipality | Special purpose vehicles | Road tractors | Trailers   | Agricultural tractors | Sum           |
|----------------------------------|--------------------------|---------------|------------|-----------------------|---------------|
| <b>Sum</b>                       | <b>133</b>               | <b>108</b>    | <b>206</b> | <b>14</b>             | <b>19 053</b> |
| Andrijevisa                      | 1                        | 0             | 2          | 1                     | <b>98</b>     |
| Bar                              | 15                       | 7             | 11         | 0                     | <b>1 640</b>  |
| Berane                           | 6                        | 1             | 8          | 2                     | <b>690</b>    |
| Bijelo Polje                     | 17                       | 4             | 15         | 0                     | <b>883</b>    |
| Budva                            | 6                        | 0             | 2          | 0                     | <b>1 121</b>  |
| Cetinje                          | 4                        | 7             | 14         | 0                     | <b>609</b>    |
| Danilovgrad                      | 8                        | 1             | 5          | 1                     | <b>433</b>    |
| Herceg Novi                      | 9                        | 9             | 15         | 0                     | <b>1 247</b>  |
| Kolasin                          | 1                        | 1             | 1          | 0                     | <b>174</b>    |
| Kotor                            | 11                       | 4             | 6          | 1                     | <b>1 042</b>  |
| Mojkovac                         | 3                        | 1             | 2          | 2                     | <b>183</b>    |
| Niksic                           | 20                       | 13            | 22         | 0                     | <b>1 652</b>  |
| Plav                             | 0                        | 0             | 2          | 0                     | <b>248</b>    |
| Pljevlja                         | 7                        | 8             | 8          | 3                     | <b>806</b>    |
| Pluzine                          | 0                        | 0             | 0          | 0                     | <b>48</b>     |
| Podgorica                        | 10                       | 32            | 64         | 2                     | <b>6 316</b>  |
| Rozaje                           | 7                        | 20            | 25         | 1                     | <b>546</b>    |
| Tivat                            | 5                        | 0             | 0          | 0                     | <b>604</b>    |
| Ulcinj                           | 1                        | 0             | 2          | 0                     | <b>596</b>    |
| Savnik                           | 1                        | 0             | 0          | 0                     | <b>31</b>     |
| Zabljak                          | 1                        | 0             | 2          | 1                     | <b>86</b>     |

**Table 2.Number of first time registered road motor vehicles and trailers  
May 2012**

| Type of vehicle/<br>Municipality | Motorcycles | Passengercars | Vans     | Buses     | Goods road vehicles |
|----------------------------------|-------------|---------------|----------|-----------|---------------------|
| <b>Sum</b>                       | <b>125</b>  | <b>1 075</b>  | <b>9</b> | <b>14</b> | <b>69</b>           |
| Andrijevisa                      | 0           | 3             | 0        | 0         | 0                   |
| Bar                              | 24          | 121           | 5        | 3         | 5                   |
| Berane                           | 2           | 37            | 0        | 0         | 3                   |
| Bijelo Polje                     | 5           | 51            | 0        | 0         | 6                   |
| Budva                            | 20          | 73            | 1        | 4         | 3                   |
| Cetinje                          | 1           | 49            | 0        | 0         | 2                   |
| Danilovgrad                      | 1           | 12            | 0        | 1         | 2                   |
| Herceg Novi                      | 6           | 87            | 0        | 0         | 5                   |
| Kolasin                          | 1           | 3             | 0        | 0         | 0                   |
| Kotor                            | 16          | 64            | 0        | 3         | 3                   |
| Mojkovac                         | 0           | 7             | 1        | 0         | 1                   |
| Niksic                           | 3           | 79            | 0        | 1         | 5                   |
| Plav                             | 0           | 4             | 0        | 0         | 0                   |
| Pljevlja                         | 0           | 48            | 0        | 1         | 5                   |
| Pluzine                          | 0           | 2             | 0        | 0         | 0                   |
| Podgorica                        | 32          | 334           | 0        | 0         | 22                  |
| Rozaje                           | 2           | 30            | 1        | 0         | 1                   |
| Tivat                            | 7           | 37            | 1        | 0         | 4                   |
| Ulcinj                           | 4           | 30            | 0        | 1         | 2                   |
| Savnik                           | 1           | 0             | 0        | 0         | 0                   |
| Zabljak                          | 0           | 4             | 0        | 0         | 0                   |

*/continue/*

| Type of vehicle/<br>Municipality | Specialpurpose vehicles | Road tractors | Trailers  | Agricultural tractors | Sum          |
|----------------------------------|-------------------------|---------------|-----------|-----------------------|--------------|
| <b>Sum</b>                       | <b>3</b>                | <b>5</b>      | <b>25</b> | <b>11</b>             | <b>1 336</b> |
| Andrijevisa                      | 0                       | 0             | 1         | 1                     | 5            |
| Bar                              | 1                       | 0             | 1         | 0                     | 160          |
| Berane                           | 0                       | 0             | 2         | 2                     | 46           |
| Bijelo Polje                     | 0                       | 0             | 1         | 0                     | 63           |
| Budva                            | 0                       | 0             | 0         | 0                     | 101          |
| Cetinje                          | 0                       | 1             | 2         | 0                     | 55           |
| Danilovgrad                      | 0                       | 0             | 0         | 0                     | 16           |
| Herceg Novi                      | 1                       | 0             | 1         | 0                     | 100          |
| Kolasin                          | 0                       | 0             | 0         | 0                     | 4            |
| Kotor                            | 0                       | 0             | 0         | 1                     | 87           |
| Mojkovac                         | 0                       | 0             | 0         | 2                     | 11           |
| Niksic                           | 0                       | 2             | 6         | 0                     | 96           |
| Plav                             | 0                       | 0             | 0         | 0                     | 4            |
| Pljevlja                         | 1                       | 0             | 0         | 3                     | 58           |
| Pluzine                          | 0                       | 0             | 0         | 0                     | 2            |
| Podgorica                        | 0                       | 1             | 7         | 0                     | 396          |
| Rozaje                           | 0                       | 1             | 2         | 1                     | 38           |
| Tivat                            | 0                       | 0             | 0         | 0                     | 49           |
| Ulcinj                           | 0                       | 0             | 1         | 0                     | 38           |
| Savnik                           | 0                       | 0             | 0         | 0                     | 1            |
| Zabljak                          | 0                       | 0             | 1         | 1                     | 6            |

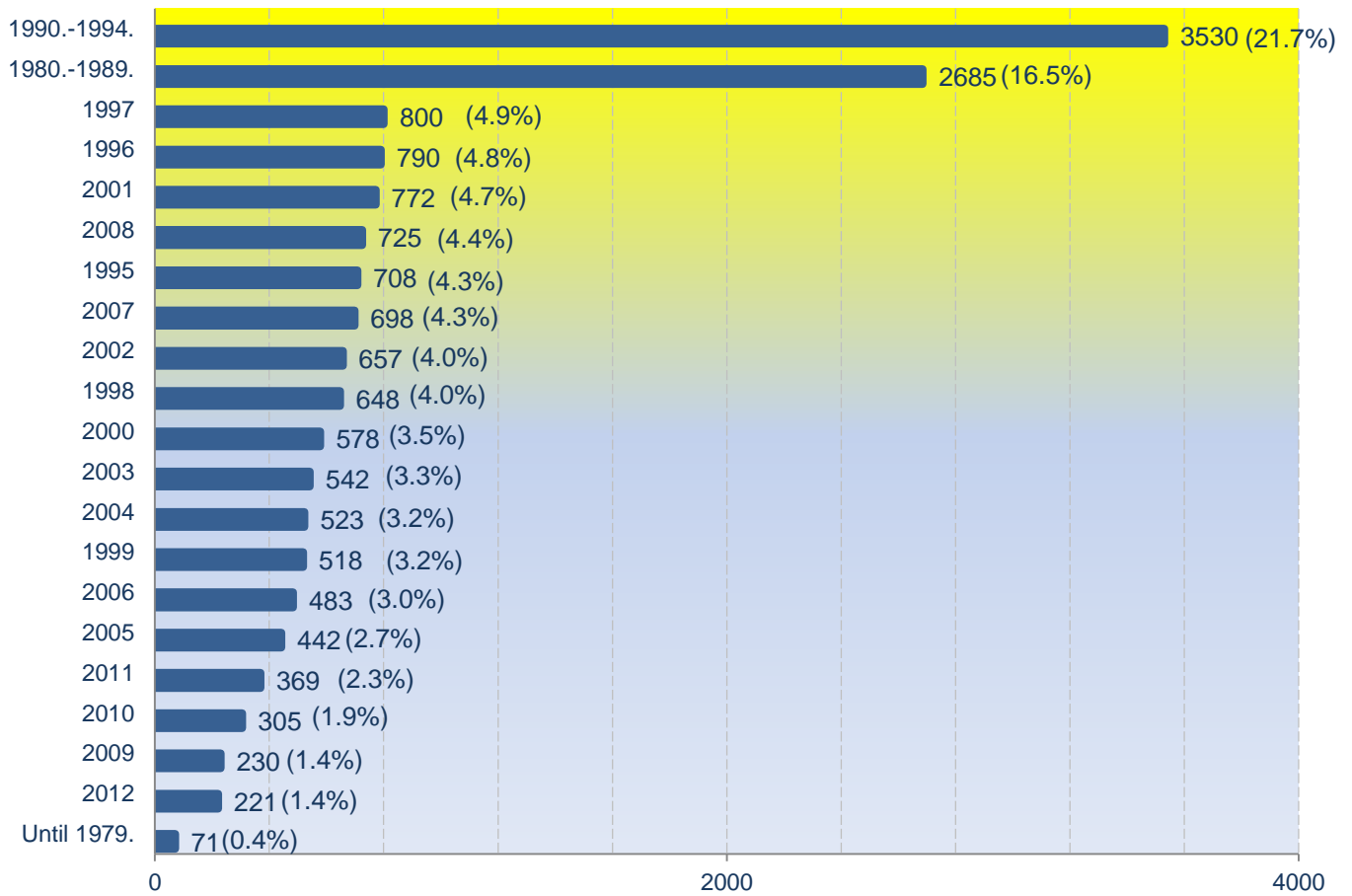
**Table 3. Number of registered road motor vehicles and trailers by age of vehicle  
May 2012**

| <b>Production age</b> | <b>Motorcycles</b> | <b>Passenger cars</b> | <b>Vans</b> | <b>Buses</b> | <b>Goods road vehicles</b> |
|-----------------------|--------------------|-----------------------|-------------|--------------|----------------------------|
| <b>Sum</b>            | <b>733</b>         | <b>16 295</b>         | <b>128</b>  | <b>147</b>   | <b>1 286</b>               |
| Do 1979.              | 4                  | 71                    | 0           | 0            | 48                         |
| 1980.-1989.           | 28                 | 2 685                 | 29          | 26           | 253                        |
| 1990.-1994.           | 15                 | 3 530                 | 37          | 23           | 172                        |
| 1995.                 | 0                  | 708                   | 5           | 4            | 32                         |
| 1996.                 | 1                  | 790                   | 2           | 3            | 46                         |
| 1997.                 | 11                 | 800                   | 9           | 6            | 69                         |
| 1998.                 | 5                  | 648                   | 4           | 7            | 45                         |
| 1999.                 | 9                  | 518                   | 9           | 5            | 38                         |
| 2000.                 | 14                 | 578                   | 4           | 6            | 24                         |
| 2001.                 | 17                 | 772                   | 2           | 1            | 52                         |
| 2002.                 | 19                 | 657                   | 2           | 5            | 61                         |
| 2003.                 | 37                 | 542                   | 5           | 8            | 71                         |
| 2004.                 | 29                 | 523                   | 1           | 12           | 52                         |
| 2005.                 | 52                 | 442                   | 6           | 6            | 41                         |
| 2006.                 | 72                 | 483                   | 3           | 4            | 51                         |
| 2007.                 | 125                | 698                   | 3           | 18           | 46                         |
| 2008.                 | 154                | 725                   | 3           | 7            | 115                        |
| 2009.                 | 44                 | 230                   | 3           | 1            | 7                          |
| 2010.                 | 20                 | 305                   | 0           | 4            | 20                         |
| 2011.                 | 38                 | 369                   | 0           | 0            | 29                         |
| 2012.                 | 39                 | 221                   | 1           | 1            | 14                         |

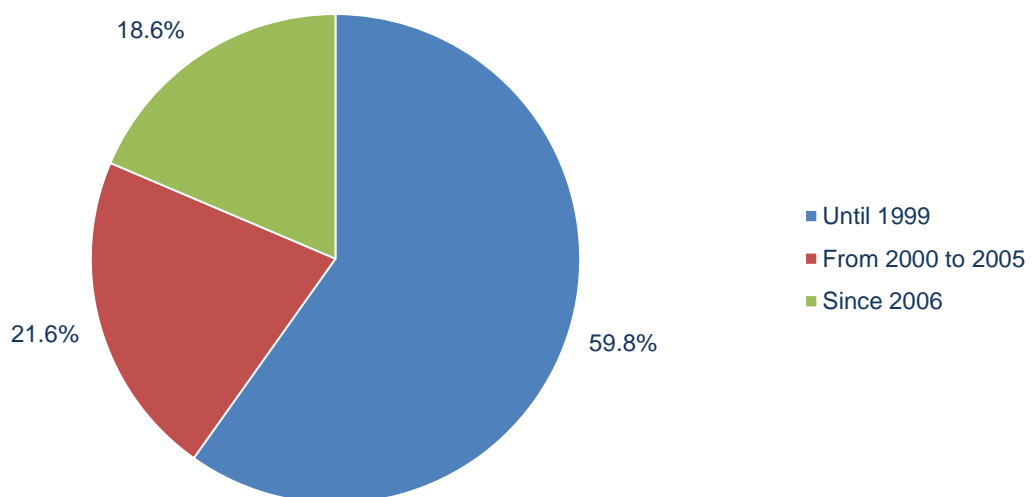
*/continue/*

| <b>Production age</b> | <b>Special purpose vehicles</b> | <b>Road tractors</b> | <b>Trailers</b> | <b>Agricultural tractor</b> | <b>Sum</b>    |
|-----------------------|---------------------------------|----------------------|-----------------|-----------------------------|---------------|
| <b>Sum</b>            | <b>133</b>                      | <b>107</b>           | <b>209</b>      | <b>15</b>                   | <b>19 053</b> |
| Do 1979.              | 7                               | 0                    | 8               | 0                           | <b>138</b>    |
| 1980.-1989.           | 39                              | 3                    | 35              | 2                           | <b>3 100</b>  |
| 1990.-1994.           | 15                              | 14                   | 40              | 1                           | <b>3 847</b>  |
| 1995.                 | 3                               | 4                    | 11              | 0                           | <b>767</b>    |
| 1996.                 | 1                               | 5                    | 5               | 0                           | <b>853</b>    |
| 1997.                 | 6                               | 4                    | 8               | 0                           | <b>913</b>    |
| 1998.                 | 3                               | 7                    | 7               | 0                           | <b>726</b>    |
| 1999.                 | 4                               | 4                    | 1               | 0                           | <b>588</b>    |
| 2000.                 | 3                               | 9                    | 5               | 0                           | <b>643</b>    |
| 2001.                 | 6                               | 7                    | 14              | 1                           | <b>872</b>    |
| 2002.                 | 8                               | 6                    | 6               | 0                           | <b>764</b>    |
| 2003.                 | 2                               | 7                    | 9               | 1                           | <b>682</b>    |
| 2004.                 | 4                               | 9                    | 5               | 0                           | <b>635</b>    |
| 2005.                 | 5                               | 2                    | 4               | 0                           | <b>558</b>    |
| 2006.                 | 5                               | 3                    | 5               | 0                           | <b>626</b>    |
| 2007.                 | 2                               | 10                   | 20              | 0                           | <b>922</b>    |
| 2008.                 | 13                              | 13                   | 15              | 3                           | <b>1 048</b>  |
| 2009.                 | 3                               | 0                    | 0               | 0                           | <b>288</b>    |
| 2010.                 | 4                               | 0                    | 4               | 1                           | <b>358</b>    |
| 2011.                 | 0                               | 0                    | 5               | 6                           | <b>447</b>    |
| 2012.                 | 0                               | 0                    | 2               | 0                           | <b>278</b>    |

**Chart 3. Number of registered passenger cars by age of vehicle  
May 2012**



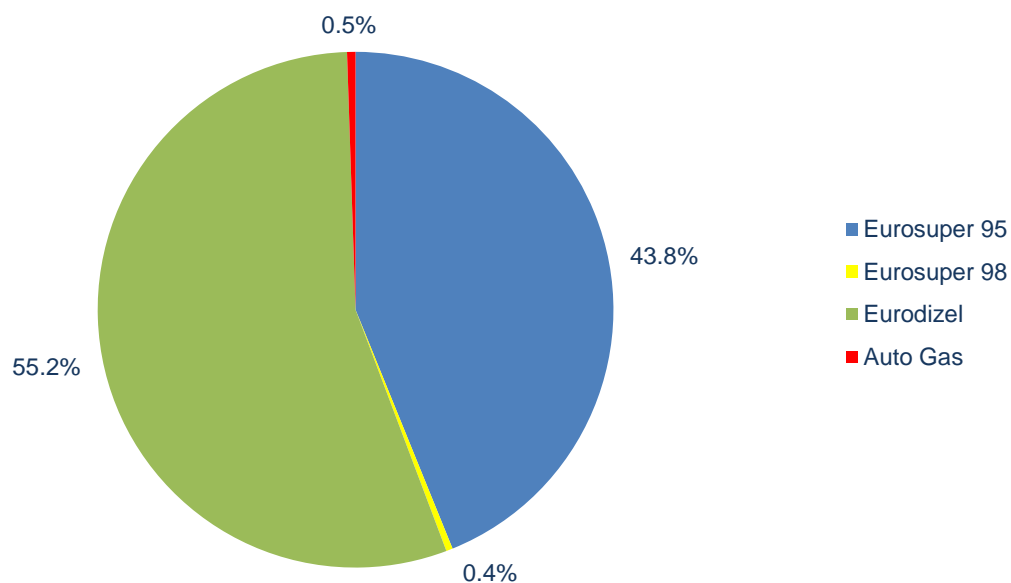
**Chart 4. Structure of registered passenger cars by age of vehicle  
May 2012**



**Table 4. Number of registered road motor vehicles by type of motor energy**

| Month       | Type of motor energy |              |                |           |              |             | Sum            |
|-------------|----------------------|--------------|----------------|-----------|--------------|-------------|----------------|
|             | EUROSUPER 95         | EUROSUPER 98 | EURODIZEL      | Mixture   | AUTO GAS     | Electricity |                |
| <b>2012</b> |                      |              |                |           |              |             |                |
| Jan         | 4 421                | 42           | 6 182          | 0         | 63           | 0           | <b>10 708</b>  |
| Feb         | 3 836                | 32           | 6 079          | 1         | 59           | 0           | <b>10 007</b>  |
| Mar         | 6 154                | 56           | 9 078          | 1         | 127          | 1           | <b>15 417</b>  |
| Apr         | 7 169*               | 55           | 9 269          | 3         | 121          | 0           | <b>16 617*</b> |
| May         | 8 263                | 77           | 10 401         | 6         | 99           | 1           | <b>18 847</b>  |
| <b>2011</b> | <b>87 671</b>        | <b>1 046</b> | <b>104 860</b> | <b>28</b> | <b>1 159</b> | <b>9</b>    | <b>194 773</b> |
| Jan         | 4 693                | 53           | 5 745          | 0         | 60           | 0           | <b>10 551</b>  |
| Feb         | 5 432                | 30           | 6 832          | 1         | 68           | 1           | <b>12 364</b>  |
| Mar         | 7 087                | 48           | 8 874          | 3         | 104          | 1           | <b>16 117</b>  |
| Apr         | 7 079                | 68           | 8 347          | 1         | 112          | 0           | <b>15 607</b>  |
| May         | 8 170                | 86           | 9 688          | 6         | 85           | 1           | <b>18 036</b>  |
| Jun         | 9 215                | 130          | 10 228         | 5         | 109          | 2           | <b>19 689</b>  |
| Jul         | 9 139                | 135          | 9 915          | 3         | 88           | 1           | <b>19 281</b>  |
| Aug         | 9 025                | 176          | 10 092         | 2         | 129          | 1           | <b>19 425</b>  |
| Sep         | 7 581                | 112          | 9 244          | 1         | 107          | 1           | <b>17 046</b>  |
| Oct         | 7 162                | 84           | 9 018          | 5         | 103          | 1           | <b>16 373</b>  |
| Nov         | 6 833                | 69           | 8 748          | 0         | 97           | 0           | <b>15 747</b>  |
| Dec         | 6 255                | 55           | 8 129          | 1         | 97           | 0           | <b>14 537</b>  |

**Chart 5. Structure of registered road motor vehicles and trailers by type of motor energy May 2012**



**Table 5. Number of registered road motor vehicles and trailers in Montenegro**

| Month       | Number of registered vehicles | Indices      |               |              |
|-------------|-------------------------------|--------------|---------------|--------------|
|             |                               | 2010=100     | Monthly index | Annual index |
| <b>2012</b> |                               |              |               |              |
| Jan         | 10 813                        | 69.1         | 74.4          | 101.6        |
| Feb         | 10 118                        | 64.6         | 93.6          | 80.9         |
| Mar         | 15 604                        | 99.6         | 154.2         | 95.6         |
| Apr         | 16 832                        | 107.5        | 107.9         | 106.6        |
| May         | 19 053                        | 121.7        | 113.2         | 104.6        |
| <b>2011</b> | <b>196 419</b>                | <b>104.5</b> |               |              |
| Jan         | 10 639                        | 67.9         |               |              |
| Feb         | 12 510                        | 79.9         | 117.6         |              |
| Mar         | 16 319                        | 104.2        | 130.4         |              |
| Apr         | 15 797                        | 100.9        | 96.8          |              |
| May         | 18 223                        | 116.4        | 115.4         |              |
| Jun         | 19 867                        | 126.9        | 109.0         |              |
| Jul         | 19 417                        | 124.0        | 97.7          |              |
| Aug         | 19 440                        | 124.1        | 100.1         |              |
| Sep         | 17 205                        | 109.9        | 88.5          |              |
| Oct         | 16 551                        | 105.7        | 96.2          |              |
| Nov         | 15 914                        | 101.6        | 96.2          |              |
| Dec         | 14 537                        | 92.8         | 91.3          |              |
| <b>2010</b> | <b>187 913</b>                | <b>100.0</b> |               |              |

**Table 6. Number of first time registered road motor vehicles and trailers in Montenegro**

| Month       | Number of first time registered vehicles | Indices      |               |              |
|-------------|--|--------------|---------------|--------------|
|             |  | 2010=100     | Monthly index | Annual index |
| <b>2012</b> |  |              |               |              |
| Jan         | 813                                      | 92.3         | 78.6          | 117.8        |
| Feb         | 596                                      | 67.6         | 73.3          | 80.1         |
| Mar         | 1 036                                    | 117.6        | 173.8         | 106.1        |
| Apr         | 1 185                                    | 134.5        | 114.4         | 116.2        |
| May         | 1 336                                    | 151.6        | 112.7         | 107.9        |
| <b>2011</b> | <b>12 573</b>                            | <b>118.9</b> |               |              |
| Jan         | 690                                      | 78.3         |               |              |
| Feb         | 744                                      | 84.4         | 107.8         |              |
| Mar         | 976                                      | 110.8        | 131.2         |              |
| Apr         | 1020                                     | 115.8        | 104.5         |              |
| May         | 1 238                                    | 140.5        | 121.4         |              |
| Jun         | 1 274                                    | 144.6        | 102.9         |              |
| Jul         | 1 078                                    | 122.3        | 84.6          |              |
| Aug         | 1 205                                    | 136.8        | 111.8         |              |
| Sep         | 982                                      | 111.5        | 81.5          |              |
| Oct         | 1 132                                    | 128.5        | 115.3         |              |
| Nov         | 1 199                                    | 136.1        | 105.9         |              |
| Dec         | 1 035                                    | 117.5        | 86.3          |              |
| <b>2010</b> | <b>10 573</b>                            | <b>100.0</b> |               |              |

**Table 7.Number of registered passenger cars,by municipalities**

| <b>Month/<br/>Municipality</b> | <b>May 12</b> | <b>Apr 12</b> | <b>Mar 12</b> | <b>Feb 12</b> | <b>Jan 12</b> | <b>Dec 11</b> | <b>Nov 11</b> | <b>Oct 11</b> | <b>Sep 11</b> | <b>Avg 11</b> | <b>Jul 11</b> |
|--------------------------------|---------------|---------------|---------------|---------------|---------------|---------------|---------------|---------------|---------------|---------------|---------------|
| <b>Sum</b>                     | <b>16 302</b> | <b>14 810</b> | <b>13 749</b> | <b>9 049</b>  | <b>9 766</b>  | <b>13 324</b> | <b>14 237</b> | <b>14 724</b> | <b>15 048</b> | <b>16 811</b> | <b>16 648</b> |
| Andrijevisa                    | 81            | 100           | 71            | 33            | 34            | 68            | 74            | 71            | 81            | 45            | 90            |
| Bar                            | 1 412         | 1 119         | 1 210         | 846           | 812           | 1 053         | 1 116         | 1 307         | 1 288         | 1 445         | 1 537         |
| Berane                         | 601           | 540           | 573           | 230           | 290           | 384           | 421           | 460           | 541           | 594           | 625           |
| B. Polje                       | 742           | 756           | 715           | 384           | 434           | 533           | 644           | 686           | 734           | 781           | 827           |
| Budva                          | 956           | 722           | 623           | 441           | 444           | 747           | 931           | 874           | 669           | 956           | 825           |
| Cetinje                        | 542           | 478           | 446           | 200           | 292           | 393           | 436           | 502           | 529           | 545           | 558           |
| Danilovgrad                    | 366           | 312           | 341           | 212           | 240           | 340           | 313           | 318           | 294           | 344           | 432           |
| H. Novi                        | 1 001         | 852           | 781           | 607           | 561           | 884           | 923           | 997           | 1 054         | 1 076         | 916           |
| Kolasin                        | 152           | 142           | 163           | 57            | 85            | 111           | 106           | 138           | 146           | 147           | 164           |
| Kotor                          | 856           | 724           | 641           | 466           | 410           | 761           | 735           | 651           | 657           | 921           | 754           |
| Mojkovac                       | 157           | 154           | 131           | 71            | 62            | 96            | 105           | 115           | 123           | 145           | 153           |
| Niksic                         | 1 398         | 1 545         | 1 374         | 825           | 1 160         | 1 288         | 1 392         | 1 351         | 1 438         | 1 685         | 1 392         |
| Plav                           | 231           | 155           | 173           | 50            | 107           | 113           | 119           | 131           | 183           | 204           | 210           |
| Pljevlja                       | 706           | 630           | 682           | 272           | 300           | 464           | 512           | 543           | 533           | 607           | 629           |
| Pluzine                        | 40            | 47            | 43            | 21            | 31            | 40            | 33            | 40            | 37            | 44            | 41            |
| Podgorica                      | 5 548         | 5 159         | 4 538         | 3 456         | 3 529         | 4 893         | 5 024         | 5 017         | 5 240         | 5 511         | 5 725         |
| Rozaje                         | 424           | 342           | 400           | 197           | 259           | 263           | 283           | 315           | 360           | 431           | 448           |
| Tivat                          | 506           | 504           | 319           | 264           | 268           | 384           | 439           | 480           | 418           | 562           | 506           |
| Ulcinj                         | 490           | 438           | 436           | 384           | 407           | 430           | 563           | 643           | 625           | 678           | 719           |
| Savnik                         | 23            | 36            | 22            | 13            | 12            | 21            | 27            | 29            | 27            | 30            | 24            |
| Zabljak                        | 70            | 55            | 67            | 20            | 29            | 58            | 41            | 56            | 71            | 60            | 73            |

**Table 8.Structure of registered passenger cars (in %), by municipalities**

| <b>Month/<br/>Municipality</b> | <b>May 12</b> | <b>Apr 12</b> | <b>Mar 12</b> | <b>Feb 12</b> | <b>Jan 12</b> | <b>Dec 11</b> | <b>Nov 11</b> | <b>Oct 11</b> | <b>Sep 11</b> | <b>Avg 11</b> | <b>Jul 11</b> | <b>Jun 11</b> |
|--------------------------------|---------------|---------------|---------------|---------------|---------------|---------------|---------------|---------------|---------------|---------------|---------------|---------------|
| <b>Sum</b>                     | <b>100.0</b>  | <b>100.0</b>  | <b>100.0</b>  | <b>100.0</b>  | <b>100.0</b>  | <b>100.0</b>  | <b>100.0</b>  | <b>100.0</b>  | <b>100.0</b>  | <b>100.0</b>  | <b>100.0</b>  | <b>100.0</b>  |
| Andrijevisa                    | 0.50          | 0.68          | 0.52          | 0.36          | 0.35          | 0.51          | 0.52          | 0.48          | 0.54          | 0.27          | 0.54          | 0.48          |
| Bar                            | 8.66          | 7.56          | 8.80          | 9.35          | 8.31          | 7.90          | 7.84          | 8.88          | 8.56          | 8.60          | 9.23          | 8.27          |
| Berane                         | 3.69          | 3.65          | 4.17          | 2.54          | 2.97          | 2.88          | 2.96          | 3.12          | 3.60          | 3.53          | 3.75          | 3.35          |
| B. Polje                       | 4.55          | 5.10          | 5.20          | 4.24          | 4.44          | 4.00          | 4.52          | 4.66          | 4.88          | 4.65          | 4.97          | 5.10          |
| Budva                          | 5.86          | 4.88          | 4.53          | 4.87          | 4.55          | 5.61          | 6.54          | 5.94          | 4.45          | 5.69          | 4.96          | 5.92          |
| Cetinje                        | 3.32          | 3.23          | 3.24          | 2.21          | 2.99          | 2.95          | 3.06          | 3.41          | 3.52          | 3.24          | 3.35          | 3.16          |
| Danilovgrad                    | 2.25          | 2.11          | 2.48          | 2.34          | 2.46          | 2.55          | 2.20          | 2.16          | 1.95          | 2.05          | 2.59          | 1.98          |
| H. Novi                        | 6.14          | 5.75          | 5.68          | 6.71          | 5.74          | 6.63          | 6.48          | 6.77          | 7.00          | 6.40          | 5.50          | 4.94          |
| Kolasin                        | 0.93          | 0.96          | 1.19          | 0.63          | 0.87          | 0.83          | 0.74          | 0.94          | 0.97          | 0.87          | 0.99          | 1.05          |
| Kotor                          | 5.25          | 4.89          | 4.66          | 5.15          | 4.20          | 5.71          | 5.16          | 4.42          | 4.37          | 5.48          | 4.53          | 5.36          |
| Mojkovac                       | 0.96          | 1.04          | 0.95          | 0.78          | 0.63          | 0.72          | 0.74          | 0.78          | 0.82          | 0.86          | 0.92          | 1.00          |
| Niksic                         | 8.58          | 10.43         | 9.99          | 9.12          | 11.88         | 9.67          | 9.78          | 9.18          | 9.56          | 10.02         | 8.36          | 9.09          |
| Plav                           | 1.42          | 1.05          | 1.26          | 0.55          | 1.10          | 0.85          | 0.84          | 0.89          | 1.22          | 1.21          | 1.26          | 1.19          |
| Pljevlja                       | 4.33          | 4.25          | 4.96          | 3.01          | 3.07          | 3.48          | 3.60          | 3.69          | 3.54          | 3.61          | 3.78          | 3.51          |
| Pluzine                        | 0.25          | 0.32          | 0.31          | 0.23          | 0.32          | 0.30          | 0.23          | 0.27          | 0.25          | 0.26          | 0.25          | 0.26          |
| Podgorica                      | 34.03         | 34.83         | 33.0          | 38.19         | 36.14         | 36.72         | 35.29         | 34.07         | 34.82         | 32.78         | 34.39         | 36.21         |
| Rozaje                         | 2.60          | 2.31          | 2.91          | 2.18          | 2.65          | 1.97          | 1.99          | 2.14          | 2.39          | 2.56          | 2.69          | 2.26          |
| Tivat                          | 3.10          | 3.40          | 2.32          | 2.92          | 2.74          | 2.88          | 3.08          | 3.26          | 2.78          | 3.34          | 3.04          | 3.09          |
| Ulcinj                         | 3.01          | 2.96          | 3.17          | 4.24          | 4.17          | 3.23          | 3.95          | 4.37          | 4.15          | 4.03          | 4.32          | 3.25          |
| Savnik                         | 0.14          | 0.24          | 0.16          | 0.14          | 0.12          | 0.16          | 0.19          | 0.20          | 0.18          | 0.18          | 0.14          | 0.16          |
| Zabljak                        | 0.43          | 0.37          | 0.49          | 0.22          | 0.30          | 0.44          | 0.29          | 0.38          | 0.47          | 0.36          | 0.44          | 0.38          |

**Table 9. Number of first time registered passenger cars in Montenegro, by municipalities**

| Month/<br>Municipality | May 12       | Apr 12     | Mar 12     | Feb 12     | Jan 12     | Dec 11     | Nov 11     | Oct 11       | Sep 11     | Avg 11     | Jul 11     | Jun 11     |
|------------------------|--------------|------------|------------|------------|------------|------------|------------|--------------|------------|------------|------------|------------|
| <b>Sum</b>             | <b>1 075</b> | <b>959</b> | <b>865</b> | <b>517</b> | <b>713</b> | <b>887</b> | <b>999</b> | <b>1,000</b> | <b>777</b> | <b>931</b> | <b>845</b> | <b>972</b> |
| Andrijevisa            | 3            | 5          | 2          | 2          | 1          | 3          | 4          | 3            | 1          | 2          | 2          | 3          |
| Bar                    | 121          | 97         | 82         | 59         | 72         | 64         | 79         | 90           | 69         | 71         | 91         | 82         |
| Berane                 | 37           | 33         | 31         | 9          | 19         | 26         | 27         | 28           | 20         | 31         | 19         | 21         |
| BijeloPolje            | 51           | 36         | 40         | 26         | 35         | 37         | 41         | 47           | 34         | 37         | 34         | 33         |
| Budva                  | 73           | 98         | 53         | 21         | 32         | 42         | 84         | 59           | 48         | 44         | 49         | 107        |
| Cetinje                | 49           | 50         | 35         | 11         | 33         | 31         | 39         | 45           | 37         | 45         | 44         | 63         |
| Danilovgrad            | 12           | 13         | 20         | 10         | 10         | 15         | 23         | 13           | 8          | 13         | 12         | 12         |
| H. Novi                | 87           | 62         | 47         | 31         | 30         | 40         | 57         | 76           | 48         | 54         | 53         | 58         |
| Kolasin                | 3            | 2          | 6          | 2          | 6          | 4          | 5          | 4            | 9          | 6          | 7          | 6          |
| Kotor                  | 64           | 51         | 51         | 37         | 38         | 53         | 57         | 64           | 41         | 76         | 12         | 45         |
| Mojkovac               | 7            | 5          | 2          | 2          | 3          | 5          | 5          | 4            | 5          | 6          | 12         | 4          |
| Niksic                 | 79           | 73         | 73         | 45         | 68         | 61         | 74         | 70           | 86         | 91         | 59         | 45         |
| Plav                   | 4            | 11         | 13         | 5          | 3          | 8          | 11         | 9            | 5          | 10         | 12         | 9          |
| Pljevlja               | 48           | 28         | 28         | 6          | 11         | 33         | 28         | 25           | 19         | 28         | 21         | 38         |
| Pluzine                | 2            | 3          | 1          | 0          | 3          | 2          | 1          | 2            | 2          | 2          | 1          | 2          |
| Podgorica              | 334          | 301        | 286        | 174        | 258        | 377        | 363        | 345          | 253        | 324        | 320        | 366        |
| Rozaje                 | 30           | 29         | 26         | 27         | 34         | 24         | 22         | 34           | 32         | 33         | 28         | 28         |
| Tivat                  | 37           | 37         | 40         | 28         | 29         | 30         | 44         | 40           | 23         | 29         | 38         | 37         |
| Ulcinj                 | 30           | 24         | 28         | 22         | 28         | 27         | 31         | 38           | 35         | 24         | 27         | 12         |
| Savnik                 | 0            | 0          | 0          | 0          | 0          | 1          | 2          | 1            | 0          | 1          | 0          | 0          |
| Zabljak                | 4            | 1          | 1          | 0          | 0          | 4          | 2          | 3            | 2          | 4          | 4          | 1          |

**Table 10. Structure of first time registered passenger cars (in %), by municipalities**

| Month/<br>Municipality | May 12       | Apr 12       | Mar 12       | Feb 12       | Jan 12       | Dec 11       | Nov 11       | Oct 11       | Sep 11       | Avg 11       | Jul 11       | Jun 11       |
|------------------------|--------------|--------------|--------------|--------------|--------------|--------------|--------------|--------------|--------------|--------------|--------------|--------------|
| <b>Sum</b>             | <b>100.0</b> | <b>100.0</b> | <b>100.0</b> | <b>100.0</b> | <b>100.0</b> | <b>100.0</b> | <b>100.0</b> | <b>100.0</b> | <b>100.0</b> | <b>100.0</b> | <b>100.0</b> | <b>100.0</b> |
| Andrijevisa            | 0.3          | 0.5          | 0.2          | 0.4          | 0.1          | 0.3          | 0.4          | 0.3          | 0.1          | 0.2          | 0.2          | 0.3          |
| Bar                    | 11.3         | 10.1         | 9.5          | 11.4         | 10.1         | 7.2          | 7.9          | 9.0          | 8.9          | 7.6          | 10.8         | 8.4          |
| Berane                 | 3.4          | 3.4          | 3.6          | 1.7          | 2.7          | 2.9          | 2.7          | 2.8          | 2.6          | 3.3          | 2.2          | 2.2          |
| BijeloPolje            | 4.7          | 3.8          | 4.6          | 5.0          | 4.9          | 4.2          | 4.1          | 4.7          | 4.4          | 4.0          | 4.0          | 3.4          |
| Budva                  | 6.8          | 10.2         | 6.1          | 4.1          | 4.5          | 4.7          | 8.4          | 5.9          | 6.2          | 4.7          | 5.8          | 11.0         |
| Cetinje                | 4.6          | 5.2          | 4.0          | 2.1          | 4.6          | 3.5          | 3.9          | 4.5          | 4.8          | 4.8          | 5.2          | 6.5          |
| Danilovgrad            | 1.1          | 1.4          | 2.3          | 1.9          | 1.4          | 1.7          | 2.3          | 1.3          | 1.0          | 1.4          | 1.4          | 1.2          |
| H. Novi                | 8.1          | 6.5          | 5.4          | 6.0          | 4.2          | 4.5          | 5.7          | 7.6          | 6.2          | 5.8          | 6.3          | 6.0          |
| Kolasin                | 0.3          | 0.2          | 0.7          | 0.4          | 0.8          | 0.5          | 0.5          | 0.4          | 1.2          | 0.6          | 0.8          | 0.6          |
| Kotor                  | 6.0          | 5.3          | 5.9          | 7.2          | 5.3          | 6.0          | 5.7          | 6.4          | 5.3          | 8.2          | 1.4          | 4.6          |
| Mojkovac               | 0.7          | 0.5          | 0.2          | 0.4          | 0.4          | 0.6          | 0.5          | 0.4          | 0.6          | 0.6          | 1.4          | 0.4          |
| Niksic                 | 7.3          | 7.6          | 8.4          | 8.7          | 9.5          | 6.9          | 7.4          | 7.0          | 11.1         | 9.8          | 7.0          | 4.6          |
| Plav                   | 0.4          | 1.1          | 1.5          | 1.0          | 0.4          | 0.9          | 1.1          | 0.9          | 0.6          | 1.1          | 1.4          | 0.9          |
| Pljevlja               | 4.5          | 2.9          | 3.2          | 1.2          | 1.5          | 3.7          | 2.8          | 2.5          | 2.4          | 3.0          | 2.5          | 3.9          |
| Pluzine                | 0.2          | 0.3          | 0.1          | 33.7         | 0.4          | 0.2          | 0.1          | 0.2          | 0.3          | 0.2          | 0.1          | 0.2          |
| Podgorica              | 31.1         | 31.4         | 33.1         | 5.2          | 36.2         | 42.5         | 36.3         | 34.5         | 32.6         | 34.8         | 37.9         | 37.7         |
| Rozaje                 | 2.8          | 3.0          | 3.0          | 5.4          | 4.8          | 2.7          | 2.2          | 3.4          | 4.1          | 3.5          | 3.3          | 2.9          |
| Tivat                  | 3.4          | 3.9          | 4.6          | 4.3          | 4.1          | 3.4          | 4.4          | 4.0          | 3.0          | 3.1          | 4.5          | 3.8          |
| Ulcinj                 | 2.8          | 2.5          | 3.2          | 0.0          | 3.9          | 3.0          | 3.1          | 3.8          | 4.5          | 2.6          | 3.2          | 1.2          |
| Savnik                 | 0.0          | 0.0          | 0.0          | 0.0          | 0.0          | 0.1          | 0.2          | 0.1          | 0.0          | 0.1          | 0.0          | 0.0          |
| Zabljak                | 0.4          | 0.1          | 0.1          | 0.0          | 0.0          | 0.5          | 0.2          | 0.3          | 0.3          | 0.4          | 0.5          | 0.1          |

## METHODOLOGICAL NOTES

### Data source

The data on number of registered road motor vehicles and trailers are the result of regular monthly surveys from reporting unit –Ministry of Interiors of Montenegro as an institution engaged in monitoring and keeping record on road motor vehicles and trailers.

### Coverage

Observation unit is registered road motor vehicle and trailer.

### Definitions

*Registered road motor vehicle and trailer* are all vehicles registered in the Ministry of Interiors, except military vehicles.

*For the first time registered vehicles* include: new and imported vehicles, i.e. vehicles with the first-time registration in Montenegro.

*Age of road vehicle* is time passed from the first registration of road motor vehicle regardless of registration country.

Published and printed by Statistical Office of Montenegro (MONSTAT)  
81000 Podgorica, IV Proleterske 2, Phone (+382) 20 230-811, Fax (+382) 20 230-814

*Release prepared by:*

**Jelena POPOVIC and Mia RADUNOVIC**  
Phone +382-20-231-004;  
[contact@monstat.org](mailto:contact@monstat.org)