

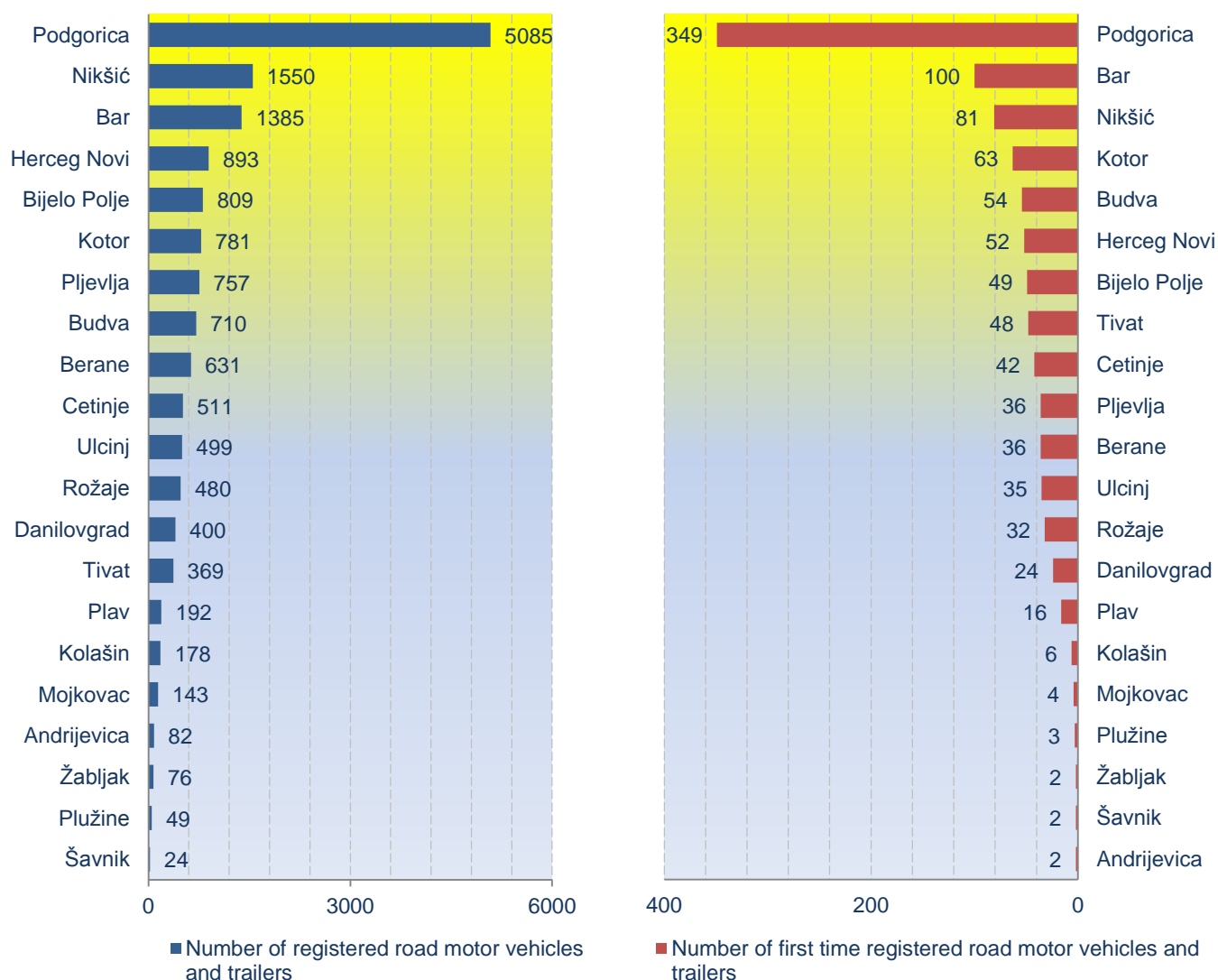
When using the data,  
please name the source.

## Number of registered road motor vehicles and trailers March 2012

Number of registered road motor vehicles and trailers in March 2012 is 15 604, i.e. there is 4.4% less in comparison with the same month in previous year.

Number of first time registered road motor vehicles and trailers in March 2012 is 1 036, which is a increase of 6.1% in comparison with March 2011.<sup>1</sup>

**Chart 1 and 2. Number of registered and for the first time registered road motor vehicles and trailers  
March 2012**



<sup>1</sup> First time registered vehicles include: new and used imported vehicles, i.e. vehicles for the first time registered.

**Table 1. Number of registered road motor vehicles and trailers  
March 2012**

| Type of vehicle/<br>Municipality | Motorcycles | Passenger cars | Vans       | Buses     | Goods road vehicles |
|----------------------------------|-------------|----------------|------------|-----------|---------------------|
| <b>Sum</b>                       | <b>236</b>  | <b>13 749</b>  | <b>113</b> | <b>97</b> | <b>963</b>          |
| Andrijevisa                      | 0           | 71             | 1          | 1         | 9                   |
| Bar                              | 34          | 1 210          | 14         | 3         | 79                  |
| Berane                           | 2           | 573            | 15         | 1         | 28                  |
| Bijelo Polje                     | 2           | 715            | 2          | 5         | 49                  |
| Budva                            | 16          | 623            | 9          | 2         | 50                  |
| Cetinje                          | 6           | 446            | 0          | 9         | 25                  |
| Danilovgrad                      | 0           | 341            | 1          | 7         | 37                  |
| Herceg Novi                      | 33          | 781            | 8          | 13        | 40                  |
| Kolasin                          | 0           | 163            | 5          | 3         | 4                   |
| Kotor                            | 37          | 641            | 7          | 2         | 55                  |
| Mojkovac                         | 2           | 131            | 5          | 0         | 4                   |
| Niksic                           | 11          | 1 374          | 10         | 12        | 96                  |
| Plav                             | 0           | 173            | 2          | 3         | 9                   |
| Pljevlja                         | 2           | 682            | 2          | 4         | 56                  |
| Pluzine                          | 0           | 43             | 3          | 0         | 3                   |
| Podgorica                        | 59          | 4 538          | 4          | 24        | 336                 |
| Rozaje                           | 2           | 400            | 17         | 0         | 19                  |
| Tivat                            | 12          | 319            | 5          | 2         | 26                  |
| Ulcinj                           | 18          | 436            | 0          | 6         | 34                  |
| Savnik                           | 0           | 22             | 0          | 0         | 2                   |
| Zabljak                          | 0           | 67             | 3          | 0         | 2                   |

*/continue/*

| Type of vehicle/<br>Municipality | Special purpose vehicles | Road tractors | Trailers   | Agricultural tractors | Sum           |
|----------------------------------|--------------------------|---------------|------------|-----------------------|---------------|
| <b>Sum</b>                       | <b>128</b>               | <b>105</b>    | <b>187</b> | <b>26</b>             | <b>15 604</b> |
| Andrijevisa                      | 0                        | 0             | 0          | 0                     | <b>82</b>     |
| Bar                              | 15                       | 12            | 18         | 0                     | <b>1 385</b>  |
| Berane                           | 6                        | 1             | 5          | 0                     | <b>631</b>    |
| Bijelo Polje                     | 16                       | 6             | 10         | 4                     | <b>809</b>    |
| Budva                            | 5                        | 0             | 5          | 0                     | <b>710</b>    |
| Cetinje                          | 1                        | 14            | 10         | 0                     | <b>511</b>    |
| Danilovgrad                      | 9                        | 1             | 3          | 1                     | <b>400</b>    |
| Herceg Novi                      | 14                       | 1             | 2          | 1                     | <b>893</b>    |
| Kolasin                          | 2                        | 0             | 1          | 0                     | <b>178</b>    |
| Kotor                            | 17                       | 6             | 15         | 1                     | <b>781</b>    |
| Mojkovac                         | 0                        | 0             | 1          | 0                     | <b>143</b>    |
| Niksic                           | 14                       | 14            | 19         | 0                     | <b>1 550</b>  |
| Plav                             | 1                        | 1             | 2          | 1                     | <b>192</b>    |
| Pljevlja                         | 4                        | 0             | 4          | 3                     | <b>757</b>    |
| Pluzine                          | 0                        | 0             | 0          | 0                     | <b>49</b>     |
| Podgorica                        | 11                       | 34            | 65         | 14                    | <b>5 085</b>  |
| Rozaje                           | 1                        | 14            | 27         | 0                     | <b>480</b>    |
| Tivat                            | 4                        | 1             | 0          | 0                     | <b>369</b>    |
| Ulcinj                           | 5                        | 0             | 0          | 0                     | <b>499</b>    |
| Savnik                           | 0                        | 0             | 0          | 0                     | <b>24</b>     |
| Zabljak                          | 3                        | 0             | 0          | 1                     | <b>76</b>     |

**Table 2. Number of first time registered road motor vehicles and trailers  
March 2012**

| Type of vehicle/<br>Municipality | Motorcycles | Passenger cars | Vans     | Buses    | Goods road vehicles |
|----------------------------------|-------------|----------------|----------|----------|---------------------|
| <b>Sum</b>                       | <b>56</b>   | <b>865</b>     | <b>8</b> | <b>7</b> | <b>58</b>           |
| Andrijevisa                      | 0           | 2              | 0        | 0        | 0                   |
| Bar                              | 16          | 82             | 0        | 0        | 2                   |
| Berane                           | 0           | 31             | 3        | 0        | 2                   |
| Bijelo Polje                     | 0           | 40             | 0        | 0        | 2                   |
| Budva                            | 0           | 53             | 0        | 0        | 1                   |
| Cetinje                          | 1           | 35             | 0        | 2        | 2                   |
| Danilovgrad                      | 0           | 20             | 0        | 0        | 2                   |
| Herceg Novi                      | 4           | 47             | 0        | 1        | 0                   |
| Kolasin                          | 0           | 6              | 0        | 0        | 0                   |
| Kotor                            | 7           | 51             | 2        | 0        | 0                   |
| Mojkovac                         | 0           | 2              | 0        | 0        | 1                   |
| Niksic                           | 4           | 73             | 0        | 1        | 2                   |
| Plav                             | 0           | 13             | 0        | 0        | 2                   |
| Pljevlja                         | 1           | 28             | 0        | 1        | 3                   |
| Pluzine                          | 0           | 1              | 2        | 0        | 0                   |
| Podgorica                        | 16          | 286            | 0        | 0        | 29                  |
| Rozaje                           | 1           | 26             | 0        | 0        | 2                   |
| Tivat                            | 4           | 40             | 1        | 0        | 3                   |
| Ulcinj                           | 2           | 28             | 0        | 2        | 3                   |
| Savnik                           | 0           | 0              | 0        | 0        | 2                   |
| Zabljak                          | 0           | 1              | 0        | 0        | 0                   |

*/continue/*

| Type of vehicle/<br>Municipality | Special purpose vehicles | Road tractors | Trailers  | Agricultural tractors | Sum          |
|----------------------------------|--------------------------|---------------|-----------|-----------------------|--------------|
| <b>Sum</b>                       | <b>0</b>                 | <b>8</b>      | <b>21</b> | <b>13</b>             | <b>1 036</b> |
| Andrijevisa                      | 0                        | 0             | 0         | 0                     | 2            |
| Bar                              | 0                        | 0             | 0         | 0                     | 100          |
| Berane                           | 0                        | 0             | 0         | 0                     | 36           |
| Bijelo Polje                     | 0                        | 1             | 2         | 4                     | 49           |
| Budva                            | 0                        | 0             | 0         | 0                     | 54           |
| Cetinje                          | 0                        | 1             | 1         | 0                     | 42           |
| Danilovgrad                      | 0                        | 0             | 1         | 1                     | 24           |
| Herceg Novi                      | 0                        | 0             | 0         | 0                     | 52           |
| Kolasin                          | 0                        | 0             | 0         | 0                     | 6            |
| Kotor                            | 0                        | 1             | 2         | 0                     | 63           |
| Mojkovac                         | 0                        | 0             | 1         | 0                     | 4            |
| Niksic                           | 0                        | 0             | 1         | 0                     | 81           |
| Plav                             | 0                        | 0             | 0         | 1                     | 16           |
| Pljevlja                         | 0                        | 0             | 1         | 2                     | 36           |
| Pluzine                          | 0                        | 0             | 0         | 0                     | 3            |
| Podgorica                        | 0                        | 4             | 10        | 4                     | 349          |
| Rozaje                           | 0                        | 1             | 2         | 0                     | 32           |
| Tivat                            | 0                        | 0             | 0         | 0                     | 48           |
| Ulcinj                           | 0                        | 0             | 0         | 0                     | 35           |
| Savnik                           | 0                        | 0             | 0         | 0                     | 2            |
| Zabljak                          | 0                        | 0             | 0         | 1                     | 2            |

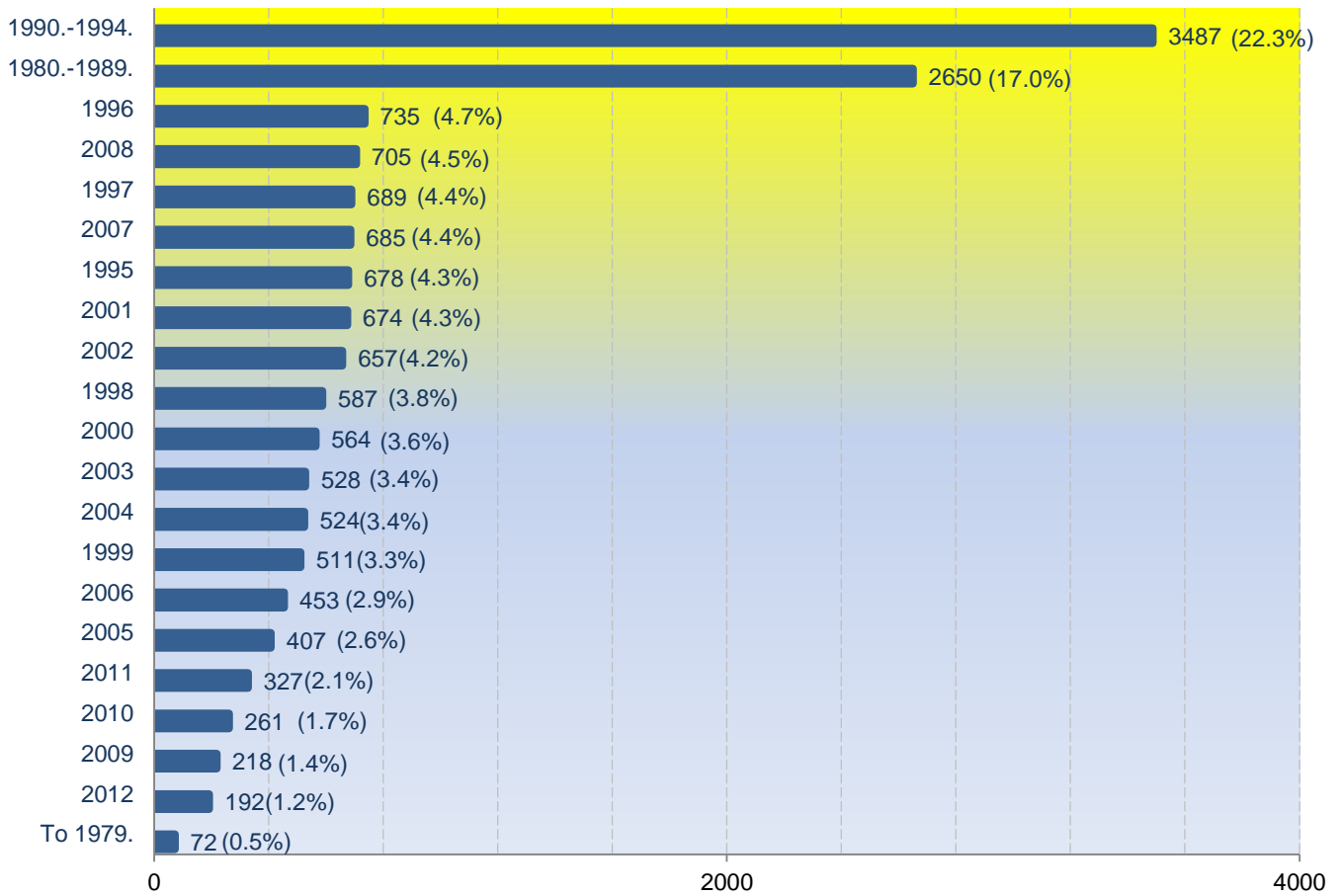
**Table 3. Number of registered road motor vehicles and trailers by age of vehicle  
March 2012**

| <b>Production age</b> | <b>Motorcycles</b> | <b>Passenger cars</b> | <b>Vans</b> | <b>Buses</b> | <b>Goods road vehicles</b> |
|-----------------------|--------------------|-----------------------|-------------|--------------|----------------------------|
| <b>Sum</b>            | <b>236</b>         | <b>13 749</b>         | <b>113</b>  | <b>97</b>    | <b>963</b>                 |
| Do 1979.              | 0                  | 38                    | 0           | 1            | 19                         |
| 1980.-1989.           | 15                 | 2 377                 | 22          | 17           | 150                        |
| 1990.-1994.           | 1                  | 3 225                 | 25          | 16           | 157                        |
| 1995.                 | 2                  | 638                   | 2           | 3            | 24                         |
| 1996.                 | 0                  | 676                   | 6           | 4            | 35                         |
| 1997.                 | 5                  | 613                   | 7           | 4            | 43                         |
| 1998.                 | 1                  | 535                   | 4           | 5            | 29                         |
| 1999.                 | 2                  | 431                   | 8           | 6            | 41                         |
| 2000.                 | 5                  | 502                   | 2           | 2            | 30                         |
| 2001.                 | 5                  | 600                   | 4           | 1            | 44                         |
| 2002.                 | 10                 | 561                   | 5           | 8            | 47                         |
| 2003.                 | 14                 | 455                   | 5           | 1            | 38                         |
| 2004.                 | 12                 | 441                   | 3           | 7            | 43                         |
| 2005.                 | 10                 | 342                   | 3           | 4            | 33                         |
| 2006.                 | 16                 | 380                   | 0           | 3            | 39                         |
| 2007.                 | 42                 | 561                   | 5           | 3            | 51                         |
| 2008.                 | 39                 | 553                   | 5           | 8            | 60                         |
| 2009.                 | 13                 | 187                   | 0           | 0            | 14                         |
| 2010.                 | 15                 | 226                   | 0           | 1            | 14                         |
| 2011.                 | 19                 | 241                   | 7           | 3            | 40                         |

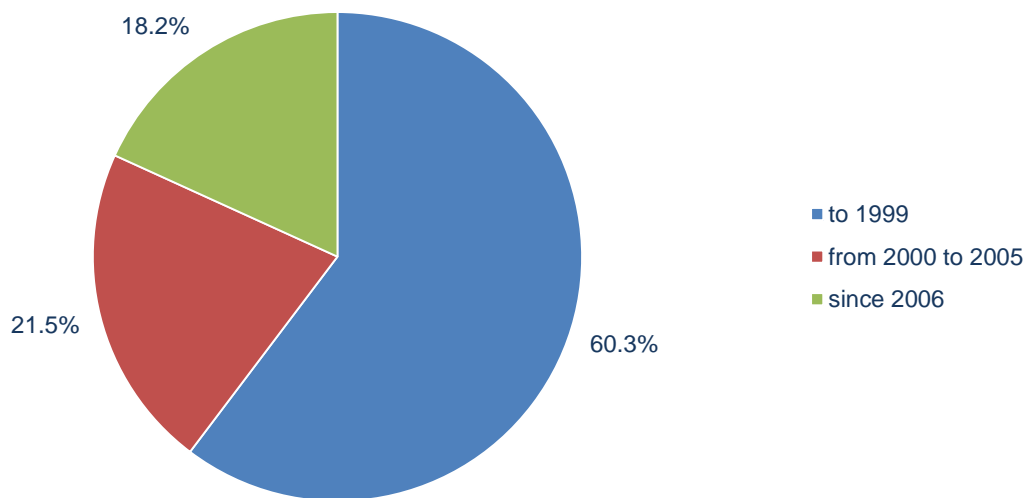
*/continue/*

| <b>Production age</b> | <b>Special purpose vehicles</b> | <b>Road tractors</b> | <b>Trailers</b> | <b>Agricultural tractor</b> | <b>Sum</b>    |
|-----------------------|---------------------------------|----------------------|-----------------|-----------------------------|---------------|
| <b>Sum</b>            | <b>128</b>                      | <b>105</b>           | <b>187</b>      | <b>26</b>                   | <b>15 604</b> |
| Do 1979.              | 7                               | 0                    | 6               | 1                           | <b>72</b>     |
| 1980.-1989.           | 30                              | 4                    | 33              | 2                           | <b>2 650</b>  |
| 1990.-1994.           | 20                              | 9                    | 32              | 2                           | <b>3 487</b>  |
| 1995.                 | 4                               | 1                    | 4               | 0                           | <b>678</b>    |
| 1996.                 | 3                               | 6                    | 5               | 0                           | <b>735</b>    |
| 1997.                 | 6                               | 4                    | 7               | 0                           | <b>689</b>    |
| 1998.                 | 1                               | 4                    | 8               | 0                           | <b>587</b>    |
| 1999.                 | 4                               | 5                    | 14              | 0                           | <b>511</b>    |
| 2000.                 | 3                               | 10                   | 10              | 0                           | <b>564</b>    |
| 2001.                 | 6                               | 6                    | 8               | 0                           | <b>674</b>    |
| 2002.                 | 4                               | 13                   | 9               | 0                           | <b>657</b>    |
| 2003.                 | 5                               | 7                    | 3               | 0                           | <b>528</b>    |
| 2004.                 | 3                               | 4                    | 11              | 0                           | <b>524</b>    |
| 2005.                 | 6                               | 4                    | 5               | 0                           | <b>407</b>    |
| 2006.                 | 2                               | 9                    | 4               | 0                           | <b>453</b>    |
| 2007.                 | 4                               | 5                    | 5               | 9                           | <b>685</b>    |
| 2008.                 | 14                              | 10                   | 14              | 2                           | <b>705</b>    |
| 2009.                 | 2                               | 2                    | 0               | 0                           | <b>218</b>    |
| 2010.                 | 1                               | 0                    | 3               | 1                           | <b>261</b>    |
| 2011.                 | 3                               | 2                    | 4               | 8                           | <b>327</b>    |

**Chart 3. Number of registered passenger cars by age of vehicle  
March 2012**



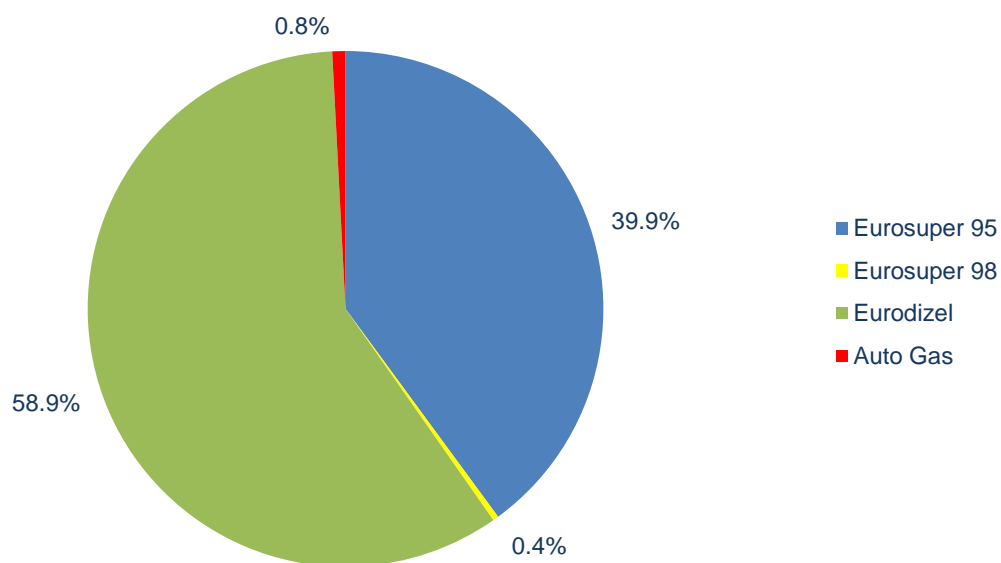
**Chart 4. Structure of registered passenger cars by age of vehicle  
March 2012**



**Table 4. Number of registered road motor vehicles by type of motor energy**

| Month       | Type of motor energy |              |                |           |              |             | Sum            |
|-------------|----------------------|--------------|----------------|-----------|--------------|-------------|----------------|
|             | EUROSUPER 95         | EUROSUPER 98 | EURODIZEL      | Mixture   | AUTO GAS     | Electricity |                |
| <b>2012</b> |                      |              |                |           |              |             |                |
| Jan         | 4 421                | 42           | 6 182          | 0         | 63           | 0           | <b>10 708</b>  |
| Feb         | 3 836                | 32           | 6 079          | 1         | 59           | 0           | <b>10 007</b>  |
| Mar         | 6 154                | 56           | 9 078          | 1         | 127          | 1           | <b>15 417</b>  |
| <b>2011</b> | <b>87 671</b>        | <b>1 046</b> | <b>104 860</b> | <b>28</b> | <b>1 159</b> | <b>9</b>    | <b>194 773</b> |
| Jan         | 4 693                | 53           | 5 745          | 0         | 60           | 0           | <b>10 551</b>  |
| Feb         | 5 432                | 30           | 6 832          | 1         | 68           | 1           | <b>12 364</b>  |
| Mar         | 7 087                | 48           | 8 874          | 3         | 104          | 1           | <b>16 117</b>  |
| Apr         | 7 079                | 68           | 8 347          | 1         | 112          | 0           | <b>15 607</b>  |
| May         | 8 170                | 86           | 9 688          | 6         | 85           | 1           | <b>18 036</b>  |
| Jun         | 9 215                | 130          | 10 228         | 5         | 109          | 2           | <b>19 689</b>  |
| Jul         | 9 139                | 135          | 9 915          | 3         | 88           | 1           | <b>19 281</b>  |
| Aug         | 9 025                | 176          | 10 092         | 2         | 129          | 1           | <b>19 425</b>  |
| Sep         | 7 581                | 112          | 9 244          | 1         | 107          | 1           | <b>17 046</b>  |
| Oct         | 7 162                | 84           | 9 018          | 5         | 103          | 1           | <b>16 373</b>  |
| Nov         | 6 833                | 69           | 8 748          | 0         | 97           | 0           | <b>15 747</b>  |
| Dec         | 6 255                | 55           | 8 129          | 1         | 97           | 0           | <b>14 537</b>  |

**Chart 5. Structure of registered road motor vehicles and trailers by type of motor energy March 2012**



**Table 5. Number of registered road motor vehicles and trailers in Montenegro**

| Month       | Number of registered vehicles | Indices      |               |              |
|-------------|-------------------------------|--------------|---------------|--------------|
|             |                               | 2010=100     | Monthly index | Annual index |
| <b>2012</b> |                               |              |               |              |
| Jan         | 10 813                        | 69.1         | 74.4          | 101.6        |
| Feb         | 10 118                        | 64.6         | 93.6          | 80.9         |
| Mar         | 15 604                        | 99.6         | 154.2         | 95.6         |
| <b>2011</b> | <b>196 419</b>                | <b>104.5</b> |               |              |
| Jan         | 10 639                        | 67.9         |               |              |
| Feb         | 12 510                        | 79.9         | 117.6         |              |
| Mar         | 16 319                        | 104.2        | 130.4         |              |
| Apr         | 15 797                        | 100.9        | 96.8          |              |
| May         | 18 223                        | 116.4        | 115.4         |              |
| Jun         | 19 867                        | 126.9        | 109.0         |              |
| Jul         | 19 417                        | 124.0        | 97.7          |              |
| Aug         | 19 440                        | 124.1        | 100.1         |              |
| Sep         | 17 205                        | 109.9        | 88.5          |              |
| Oct         | 16 551                        | 105.7        | 96.2          |              |
| Nov         | 15 914                        | 101.6        | 96.2          |              |
| Dec         | 14 537                        | 92.8         | 91.3          |              |
| <b>2010</b> | <b>187 913</b>                | <b>100.0</b> |               |              |

**Table 6. Number of first time registered road motor vehicles and trailers in Montenegro**

| Month       | Number of first time registered vehicles | Indices      |               |              |
|-------------|--|--------------|---------------|--------------|
|             |  | 2010=100     | Monthly index | Annual index |
| <b>2012</b> |  |              |               |              |
| Jan         | 813                                      | 92.3         | 78.6          | 117.8        |
| Feb         | 596                                      | 67.6         | 73.3          | 80.1         |
| Mar         | 1 036                                    | 117.6        | 173.8         | 106.1        |
| <b>2011</b> | <b>12 573</b>                            | <b>118.9</b> |               |              |
| Jan         | 690                                      | 78.3         |               |              |
| Feb         | 744                                      | 84.4         | 107.8         |              |
| Mar         | 976                                      | 110.8        | 131.2         |              |
| Apr         | 1020                                     | 115.8        | 104.5         |              |
| May         | 1 238                                    | 140.5        | 121.4         |              |
| Jun         | 1 274                                    | 144.6        | 102.9         |              |
| Jul         | 1 078                                    | 122.3        | 84.6          |              |
| Aug         | 1 205                                    | 136.8        | 111.8         |              |
| Sep         | 982                                      | 111.5        | 81.5          |              |
| Oct         | 1 132                                    | 128.5        | 115.3         |              |
| Nov         | 1 199                                    | 136.1        | 105.9         |              |
| Dec         | 1 035                                    | 117.5        | 86.3          |              |
| <b>2010</b> | <b>10 573</b>                            | <b>100.0</b> |               |              |

**Table 7. Number of registered passenger cars, by municipalities**

| Month/<br>Municipality | Mar 12        | Feb 12       | Jan 12       | Dec 11        | Nov 11        | Oct 11        | Sep 11        | Avg 11        | Jul 11        | Jun 11        | Maj 11        |
|------------------------|---------------|--------------|--------------|---------------|---------------|---------------|---------------|---------------|---------------|---------------|---------------|
| <b>Sum</b>             | <b>13 749</b> | <b>9 049</b> | <b>9 766</b> | <b>13 324</b> | <b>14 237</b> | <b>14 724</b> | <b>15 048</b> | <b>16 811</b> | <b>16 648</b> | <b>16 693</b> | <b>15 509</b> |
| Andrijevisa            | 71            | 33           | 34           | 68            | 74            | 71            | 81            | 45            | 90            | 80            | 72            |
| Bar                    | 1 210         | 846          | 812          | 1 053         | 1 116         | 1 307         | 1 288         | 1 445         | 1 537         | 1 381         | 1 224         |
| Berane                 | 573           | 230          | 290          | 384           | 421           | 460           | 541           | 594           | 625           | 559           | 535           |
| B. Polje               | 715           | 384          | 434          | 533           | 644           | 686           | 734           | 781           | 827           | 851           | 738           |
| Budva                  | 623           | 441          | 444          | 747           | 931           | 874           | 669           | 956           | 825           | 989           | 881           |
| Cetinje                | 446           | 200          | 292          | 393           | 436           | 502           | 529           | 545           | 558           | 527           | 513           |
| Danilovgrad            | 341           | 212          | 240          | 340           | 313           | 318           | 294           | 344           | 432           | 330           | 332           |
| H. Novi                | 781           | 607          | 561          | 884           | 923           | 997           | 1 054         | 1 076         | 916           | 824           | 923           |
| Kolasin                | 163           | 57           | 85           | 111           | 106           | 138           | 146           | 147           | 164           | 175           | 157           |
| Kotor                  | 641           | 466          | 410          | 761           | 735           | 651           | 657           | 921           | 754           | 894           | 677           |
| Mojkovac               | 131           | 71           | 62           | 96            | 105           | 115           | 123           | 145           | 153           | 167           | 154           |
| Niksic                 | 1 374         | 825          | 1 160        | 1 288         | 1 392         | 1 351         | 1 438         | 1 685         | 1 392         | 1 517         | 1 558         |
| Plav                   | 173           | 50           | 107          | 113           | 119           | 131           | 183           | 204           | 210           | 198           | 226           |
| Pljevlja               | 682           | 272          | 300          | 464           | 512           | 543           | 533           | 607           | 629           | 586           | 638           |
| Pluzine                | 43            | 21           | 31           | 40            | 33            | 40            | 37            | 44            | 41            | 44            | 51            |
| Podgorica              | 4 538         | 3 456        | 3 529        | 4 893         | 5 024         | 5 017         | 5 240         | 5 511         | 5 725         | 6 045         | 5 449         |
| Rozaje                 | 400           | 197          | 259          | 263           | 283           | 315           | 360           | 431           | 448           | 377           | 393           |
| Tivat                  | 319           | 264          | 268          | 384           | 439           | 480           | 418           | 562           | 506           | 515           | 429           |
| Ulcinj                 | 436           | 384          | 407          | 430           | 563           | 643           | 625           | 678           | 719           | 543           | 463           |
| Savnik                 | 22            | 13           | 12           | 21            | 27            | 29            | 27            | 30            | 24            | 27            | 30            |
| Zabljak                | 67            | 20           | 29           | 58            | 41            | 56            | 71            | 60            | 73            | 64            | 66            |

**Table 8. Structure of registered passenger cars (in %), by municipalities**

| Month/<br>Municipality | Mar 12       | Feb 12       | Jan 12       | Dec 11       | Nov 11       | Oct 11       | Sep 11       | Avg 11       | Jul 11       | Jun 11       | Maj 11       | Apr 11       |
|------------------------|--------------|--------------|--------------|--------------|--------------|--------------|--------------|--------------|--------------|--------------|--------------|--------------|
| <b>Sum</b>             | <b>100,0</b> | <b>100,0</b> | <b>100,0</b> | <b>100,0</b> | <b>100,0</b> | <b>100,0</b> | <b>100,0</b> | <b>100,0</b> | <b>100,0</b> | <b>100,0</b> | <b>100,0</b> | <b>100,0</b> |
| Andrijevisa            | 0,52         | 0,36         | 0,35         | 0,51         | 0,52         | 0,48         | 0,54         | 0,27         | 0,54         | 0,48         | 0,46         | 0,52         |
| Bar                    | 8,80         | 9,35         | 8,31         | 7,90         | 7,84         | 8,88         | 8,56         | 8,60         | 9,23         | 8,27         | 7,89         | 7,93         |
| Berane                 | 4,17         | 2,54         | 2,97         | 2,88         | 2,96         | 3,12         | 3,60         | 3,53         | 3,75         | 3,35         | 3,45         | 3,90         |
| B. Polje               | 5,20         | 4,24         | 4,44         | 4,00         | 4,52         | 4,66         | 4,88         | 4,65         | 4,97         | 5,10         | 4,76         | 4,42         |
| Budva                  | 4,53         | 4,87         | 4,55         | 5,61         | 6,54         | 5,94         | 4,45         | 5,69         | 4,96         | 5,92         | 5,68         | 4,68         |
| Cetinje                | 3,24         | 2,21         | 2,99         | 2,95         | 3,06         | 3,41         | 3,52         | 3,24         | 3,35         | 3,16         | 3,31         | 2,89         |
| Danilovgrad            | 2,48         | 2,34         | 2,46         | 2,55         | 2,20         | 2,16         | 1,95         | 2,05         | 2,59         | 1,98         | 2,14         | 2,10         |
| H. Novi                | 5,68         | 6,71         | 5,74         | 6,63         | 6,48         | 6,77         | 7,00         | 6,40         | 5,50         | 4,94         | 5,95         | 6,07         |
| Kolasin                | 1,19         | 0,63         | 0,87         | 0,83         | 0,74         | 0,94         | 0,97         | 0,87         | 0,99         | 1,05         | 1,01         | 0,87         |
| Kotor                  | 4,66         | 5,15         | 4,20         | 5,71         | 5,16         | 4,42         | 4,37         | 5,48         | 4,53         | 5,36         | 4,37         | 5,30         |
| Mojkovac               | 0,95         | 0,78         | 0,63         | 0,72         | 0,74         | 0,78         | 0,82         | 0,86         | 0,92         | 1,00         | 0,99         | 0,98         |
| Niksic                 | 9,99         | 9,12         | 11,88        | 9,67         | 9,78         | 9,18         | 9,56         | 10,02        | 8,36         | 9,09         | 10,05        | 10,19        |
| Plav                   | 1,26         | 0,55         | 1,10         | 0,85         | 0,84         | 0,89         | 1,22         | 1,21         | 1,26         | 1,19         | 1,46         | 1,07         |
| Pljevlja               | 4,96         | 3,01         | 3,07         | 3,48         | 3,60         | 3,69         | 3,54         | 3,61         | 3,78         | 3,51         | 4,11         | 4,33         |
| Pluzine                | 0,31         | 0,23         | 0,32         | 0,30         | 0,23         | 0,27         | 0,25         | 0,26         | 0,25         | 0,26         | 0,33         | 0,49         |
| Podgorica              | 33,0         | 38,19        | 36,14        | 36,72        | 35,29        | 34,07        | 34,82        | 32,78        | 34,39        | 36,21        | 35,13        | 35,47        |
| Rozaje                 | 2,91         | 2,18         | 2,65         | 1,97         | 1,99         | 2,14         | 2,39         | 2,56         | 2,69         | 2,26         | 2,53         | 2,24         |
| Tivat                  | 2,32         | 2,92         | 2,74         | 2,88         | 3,08         | 3,26         | 2,78         | 3,34         | 3,04         | 3,09         | 2,77         | 2,71         |
| Ulcinj                 | 3,17         | 4,24         | 4,17         | 3,23         | 3,95         | 4,37         | 4,15         | 4,03         | 4,32         | 3,25         | 2,99         | 3,14         |
| Savnik                 | 0,16         | 0,14         | 0,12         | 0,16         | 0,19         | 0,20         | 0,18         | 0,18         | 0,14         | 0,16         | 0,19         | 0,28         |
| Zabljak                | 0,49         | 0,22         | 0,30         | 0,44         | 0,29         | 0,38         | 0,47         | 0,36         | 0,44         | 0,38         | 0,43         | 0,44         |

**Table 9. Number of first time registered passenger cars in Montenegro, by municipalities**

| Month/<br>Municipality | Mar 12     | Feb 12     | Jan 12     | Dec 11     | Nov 11     | Oct 11       | Sep 11     | Avg 11     | Jul 11     | Jun 11     | Maj 11     | Apr 11     |
|------------------------|------------|------------|------------|------------|------------|--------------|------------|------------|------------|------------|------------|------------|
| <b>Sum</b>             | <b>865</b> | <b>517</b> | <b>713</b> | <b>887</b> | <b>999</b> | <b>1 000</b> | <b>777</b> | <b>931</b> | <b>845</b> | <b>972</b> | <b>974</b> | <b>827</b> |
| Andrijevisa            | 2          | 2          | 1          | 3          | 4          | 3            | 1          | 2          | 2          | 3          | 4          | 3          |
| Bar                    | 82         | 59         | 72         | 64         | 79         | 90           | 69         | 71         | 91         | 82         | 84         | 81         |
| Berane                 | 31         | 9          | 19         | 26         | 27         | 28           | 20         | 31         | 19         | 21         | 20         | 13         |
| Bijelo Polje           | 40         | 26         | 35         | 37         | 41         | 47           | 34         | 37         | 34         | 33         | 26         | 29         |
| Budva                  | 53         | 21         | 32         | 42         | 84         | 59           | 48         | 44         | 49         | 107        | 113        | 83         |
| Cetinje                | 35         | 11         | 33         | 31         | 39         | 45           | 37         | 45         | 44         | 63         | 50         | 33         |
| Danilovgrad            | 20         | 10         | 10         | 15         | 23         | 13           | 8          | 13         | 12         | 12         | 14         | 9          |
| H. Novi                | 47         | 31         | 30         | 40         | 57         | 76           | 48         | 54         | 53         | 58         | 58         | 53         |
| Kolasin                | 6          | 2          | 6          | 4          | 5          | 4            | 9          | 6          | 7          | 6          | 8          | 3          |
| Kotor                  | 51         | 37         | 38         | 53         | 57         | 64           | 41         | 76         | 12         | 45         | 62         | 39         |
| Mojkovac               | 2          | 2          | 3          | 5          | 5          | 4            | 5          | 6          | 12         | 4          | 4          | 2          |
| Niksic                 | 73         | 45         | 68         | 61         | 74         | 70           | 86         | 91         | 59         | 45         | 70         | 64         |
| Plav                   | 13         | 5          | 3          | 8          | 11         | 9            | 5          | 10         | 12         | 9          | 10         | 7          |
| Pljevlja               | 28         | 6          | 11         | 33         | 28         | 25           | 19         | 28         | 21         | 38         | 34         | 21         |
| Pluzine                | 1          | 0          | 3          | 2          | 1          | 2            | 2          | 2          | 1          | 2          | 0          | 2          |
| Podgorica              | 286        | 174        | 258        | 377        | 363        | 345          | 253        | 324        | 320        | 366        | 344        | 322        |
| Rozaje                 | 26         | 27         | 34         | 24         | 22         | 34           | 32         | 33         | 28         | 28         | 21         | 21         |
| Tivat                  | 40         | 28         | 29         | 30         | 44         | 40           | 23         | 29         | 38         | 37         | 28         | 22         |
| Ulcinj                 | 28         | 22         | 28         | 27         | 31         | 38           | 35         | 24         | 27         | 12         | 20         | 17         |
| Savnik                 | 0          | 0          | 0          | 1          | 2          | 1            | 0          | 1          | 0          | 0          | 0          | 0          |
| Zabljak                | 1          | 0          | 0          | 4          | 2          | 3            | 2          | 4          | 4          | 1          | 4          | 3          |

**Table 10. Structure of first time registered passenger cars (in %), by municipalities**

| Month/<br>Municipality | Mar 12       | Feb 12       | Jan 12       | Dec 11       | Nov 11       | Oct 11       | Sep 11       | Avg 11       | Jul 11       | Jun 11       | Maj 11       | Apr 11       |
|------------------------|--------------|--------------|--------------|--------------|--------------|--------------|--------------|--------------|--------------|--------------|--------------|--------------|
| <b>Sum</b>             | <b>100,0</b> | <b>100,0</b> | <b>100,0</b> | <b>100,0</b> | <b>100,0</b> | <b>100,0</b> | <b>100,0</b> | <b>100,0</b> | <b>100,0</b> | <b>100,0</b> | <b>100,0</b> | <b>100,0</b> |
| Andrijevisa            | 0,2          | 0,4          | 0,1          | 0,3          | 0,4          | 0,3          | 0,1          | 0,2          | 0,2          | 0,3          | 0,4          | 0,4          |
| Bar                    | 9,5          | 11,4         | 10,1         | 7,2          | 7,9          | 9,0          | 8,9          | 7,6          | 10,8         | 8,4          | 8,6          | 9,8          |
| Berane                 | 3,6          | 1,7          | 2,7          | 2,9          | 2,7          | 2,8          | 2,6          | 3,3          | 2,2          | 2,2          | 2,1          | 1,6          |
| Bijelo Polje           | 4,6          | 5,0          | 4,9          | 4,2          | 4,1          | 4,7          | 4,4          | 4,0          | 4,0          | 3,4          | 2,7          | 3,5          |
| Budva                  | 6,1          | 4,1          | 4,5          | 4,7          | 8,4          | 5,9          | 6,2          | 4,7          | 5,8          | 11,0         | 11,6         | 10,0         |
| Cetinje                | 4,0          | 2,1          | 4,6          | 3,5          | 3,9          | 4,5          | 4,8          | 4,8          | 5,2          | 6,5          | 5,1          | 4,0          |
| Danilovgrad            | 2,3          | 1,9          | 1,4          | 1,7          | 2,3          | 1,3          | 1,0          | 1,4          | 1,4          | 1,2          | 1,4          | 1,1          |
| H. Novi                | 5,4          | 6,0          | 4,2          | 4,5          | 5,7          | 7,6          | 6,2          | 5,8          | 6,3          | 6,0          | 6,0          | 6,4          |
| Kolasin                | 0,7          | 0,4          | 0,8          | 0,5          | 0,5          | 0,4          | 1,2          | 0,6          | 0,8          | 0,6          | 0,8          | 0,4          |
| Kotor                  | 5,9          | 7,2          | 5,3          | 6,0          | 5,7          | 6,4          | 5,3          | 8,2          | 1,4          | 4,6          | 6,4          | 4,7          |
| Mojkovac               | 0,2          | 0,4          | 0,4          | 0,6          | 0,5          | 0,4          | 0,6          | 0,6          | 1,4          | 0,4          | 0,4          | 0,2          |
| Niksic                 | 8,4          | 8,7          | 9,5          | 6,9          | 7,4          | 7,0          | 11,1         | 9,8          | 7,0          | 4,6          | 7,2          | 7,7          |
| Plav                   | 1,5          | 1,0          | 0,4          | 0,9          | 1,1          | 0,9          | 0,6          | 1,1          | 1,4          | 0,9          | 1,0          | 0,8          |
| Pljevlja               | 3,2          | 1,2          | 1,5          | 3,7          | 2,8          | 2,5          | 2,4          | 3,0          | 2,5          | 3,9          | 3,5          | 2,5          |
| Pluzine                | 0,1          | 33,7         | 0,4          | 0,2          | 0,1          | 0,2          | 0,3          | 0,2          | 0,1          | 0,2          | 0,0          | 0,2          |
| Podgorica              | 33,1         | 5,2          | 36,2         | 42,5         | 36,3         | 34,5         | 32,6         | 34,8         | 37,9         | 37,7         | 35,3         | 38,9         |
| Rozaje                 | 3,0          | 5,4          | 4,8          | 2,7          | 2,2          | 3,4          | 4,1          | 3,5          | 3,3          | 2,9          | 2,2          | 2,5          |
| Tivat                  | 4,6          | 4,3          | 4,1          | 3,4          | 4,4          | 4,0          | 3,0          | 3,1          | 4,5          | 3,8          | 2,9          | 2,7          |
| Ulcinj                 | 3,2          | 0,0          | 3,9          | 3,0          | 3,1          | 3,8          | 4,5          | 2,6          | 3,2          | 1,2          | 2,1          | 2,1          |
| Savnik                 | 0,0          | 0,0          | 0,0          | 0,1          | 0,2          | 0,1          | 0,0          | 0,1          | 0,0          | 0,0          | 0,0          | 0,0          |
| Zabljak                | 0,1          | 0,0          | 0,0          | 0,5          | 0,2          | 0,3          | 0,3          | 0,4          | 0,5          | 0,1          | 0,4          | 0,4          |

## METHODOLOGICAL NOTES

### Data source

The data on number of registered road motor vehicles and trailers are the result of regular monthly surveys from reporting unit – Ministry of Interiors of Montenegro as an institution engaged in monitoring and keeping record on road motor vehicles and trailers.

### Coverage

Observation unit is registered road motor vehicle and trailer.

### Definitions

*Registered road motor vehicle and trailer* are all vehicles registered in the Ministry of Interiors, except military vehicles.

*For the first time registered vehicles* include: new and imported vehicles, i.e. vehicles with the first-time registration in Montenegro.

*Age of road vehicle* is time passed from the first registration of road motor vehicle regardless of registration country.

Published and printed by Statistical Office of Montenegro (MONSTAT)  
81000 Podgorica, IV Proleterske 2, Phone (+382) 20 230-811, Fax (+382) 20 230-814

*Release prepared by:*

**Jelena POPOVIC and Mia RADUNOVIC**  
**Phone +382-20-231-004;**  
[contact@monstat.org](mailto:contact@monstat.org)