

ZAVOD ZA STATISTIKU CRNE GORE
STATISTICAL OFFICE OF MONTENEGRO

GODINA LVII / YEAR (57)

ISSN 0354-365X

MJESEČNI STATISTIČKI PREGLED
MONTHLY STATISTICAL REVIEW

2009

4

PODGORICA, 2009

IZDAJE I ŠTAMPA: Zavod za statistiku Crne Gore - MONSTAT
PUBLISHED AND PRINTED BY: Statistical Office of Montenegro - MONSTAT

ODGOVARA: Radomir Đurović, direktor
RESPONSIBLE: Radomir Đurović, Director

Podgorica, IV Proleterske br. 2, Tel: +382 20 230-811
E-mail: statistika@cg.yu Web Site: www.monstat.cg.yu

CIP – Katalogizacija u publikaciji
Centralna narodna biblioteka Crne Gore, Cetinje
311 / 314

Mjesečni statistički pregled = Monthly
Statistical review. Urednik Rajko Laković. – God.
1, br.1 (1953) – . - Podgorica (IV Proleterske br. 2)
Zavod za statistiku Crne Gore – Monstat, 1992 (Podgorica:
Zavod za statistiku Crne Gore) . – 30 cm

Mjesečno. – je nastavak: Mjesečni statistički pregled
NR Crne Gore (Titograd) = ISSN 0544-912X
ISSN 0354-365X = Mjesečni statistički pregled (Podgorica)
COBISS. CG ID 07622928

UVOD

U MJESEČNOM STATISTIČKOM PREGLEDU Zavod za statistiku – MONSTAT objavljuje podatke za Crnu Goru. To su službeni statistički podaci koji se prikupljaju i obrađuju u skladu sa programom statističkih istraživanja i rezultat su rada zvaničnih statističkih službi.

Statistički podaci u MJESEČNOM STATISTIČKOM PREGLEDU prikazani su u godišnjim, kvartalnim i mjesečnim serijama i sistematizovani su u dva dijela. Godišnje serije obuhvataju tri do pet posljednjih uzastopnih godina. Kvartalne serije se odnose na kvartale u prošloj i tekućoj godini, a mjesečne serije obuhvataju period od trinaest mjeseci iz tekuće i prethodne godine. Ispod odgovarajućih tabela, gdje je potrebno, daju se kratka objašnjenja.

Pored podataka koje prikuplja i obrađuje Zavod za statistiku Crne Gore - MONSTAT, u ovom broju PREGLEDA su objavljeni i podaci Zavoda za zapošljavanje i Centralne Banke Crne Gore.

Podaci za tekuću godinu su obično prethodni, pa su moguće manje greške koje se postepeno ispravljaju u narednim brojevima i obilježavaju se zvjezdicom, u onom broju PREGLEDA u kojem je izvršena ispravka.

Sadržaj publikacije je prilagođen međunarodnim potrebama i obavezama u smislu primjene Klasifikacije djelatnosti (NACE Rev1), koja se primjenjuje od 01.01.2001. godine.

Od januara 2008. godine MJESEČNI STATISTIČKI PREGLED je obogaćen novim sadržajima i preveden je na engleski jezik.

INTRODUCTION

Statistical Office of Montenegro publishes statistical data for Montenegro in the MONTHLY STATISTICAL REVIEW. These are the official statistical data collected and processed according to the Programme of Statistical Surveys as the result of official statistical services.

Statistical data in the MONTHLY STATISTICAL REVIEW are presented in annual, quarterly and monthly series and are systemized in two parts. The Annual series of data cover 3-5 last consecutive years. Quarterly series refer to quarters in the previous and current year, and monthly series include period of thirteen months from the previous and current year. Where necessary, short explanations are given below the tables.

Besides data collected by the Statistical Office of Montenegro - MONSTAT, this issue of MONTHLY STATISTICAL REVIEW also publishes data from Employment Agency and Central Bank of Montenegro.

Data for the current year are usually preliminary, so minor errors are possible and are gradually corrected in the following numbers, and they are marked with the small star in the number of the MONTHLY STATISTICAL REVIEW where the correction has been made.

The contents of the publication is adapted to the international needs and obligations regarding the application of the Classification of Activities (NACE, REV1), used since January 2001.

Since January 2008, the MONTHLY STATISTICAL REVIEW contains new contents and has been translated into English language.

ZNACI

SYMBOLS

nema pojave	=	—	=	No occurrence of event
ne raspolaze se podatkom	=	...	=	Data not available
podatak je manji od 0,5 date jedinice mjere	=	0	=	Value not zero but less than 0,5 of the unit of E
prosjeak	=	Ø	=	Average
ispravljen podatak	=	*	=	Corrected data
nepotpun, odnosno nedovoljno provjeren podatak	=	()	=	Incomplete or insufficiently checked data

SADRŽAJ

UVOD	3
SADRŽAJ	5
OPŠTI PREGLED INDEKSA	
Kvartalni indeksi	7
Mjesečni indeksi	8
STANOVNIŠTVO	
Prirodno kretanje stanovništva	10
Prirodno kretanje stanovništva po opštinama	11
Kretanje stanovništva unutar Crne Gore po opštinama	12
ZAPOSLENOST I ZARADE	
Zaposleni po sektorima djelatnosti	13
Zaposleni po opštinama	14
Nezaposlena lica	15
Prosječne zarade po sektorima djelatnosti	16
Prosječne zarade bez poreza i doprinosa po sektorima djelatnosti	17
Indeksi prosječnih zarada po sektorima djelatnosti	18
Indeksi prosječnih zarada bez poreza i doprinosa po sektorima djelatnosti	19
Prosječne zarade po opštinama	20
Prosječne zarade bez poreza i doprinosa po opštinama	21
CIJENE	
Indeksi cijena proizvođača industrijskih proizvoda	22
Indeksi potrošačkih cijena po grupama proizvoda	24
Indeksi potrošačkih cijena	26
ŠUMARSTVO	27
INDUSTRIJA	
Indeksi industrijske proizvodnje po sektorima	28
Indeksi industrijske proizvodnje po podsektorima	29
GRADEVINARSTVO	
Vrijednost izvršenih i ugovorenih radova, broj zaposlenih i izvršeni efektivni časovi	31
SPOLJNA TRGOVINA	
Izvoz i uvoz po zemljama	32
Izvoz i uvoz robe	33
UNUTRAŠNJA TRGOVINA	
Promet u trgovini na malo	40
Prodaja i otkup proizvoda poljoprivrede, šumarstva i ribarstva	41
UGOSTITELJSTVO	
Promet u ugostiteljstvu	42
TURIZAM	
Dolasci i noćenja turista po zemljama i vrsti mjesta	43
Dolasci i noćenja gostiju po vrstama turističkih mjesta	44
Broj dolazaka i noćenja turista	44
SAOBRAĆAJ, SKLADIŠTENJE I VEZE	
Željeznički saobraćaj	45
Drumski saobraćaj	46
Vazdušni saobraćaj	47
Pomorski saobraćaj	48
PTT saobraćaj	48
MONETARNI AGREGATI I PLATNI BILANS	49
METODOLOŠKA OBJAŠNJENJA	51

CONTENTS

INTRODUCTION	3
CONTENTS	5
SUMMARY OF INDICES	
Quarterly indices	7
Monthly indices	8
POPULATION	
Natural population changes	10
Natural population changes by municipality	11
Migrations inside Montenegro by municipality	12
EMPLOYMENT AND WAGES	
Employees by activity sectors	13
Employees by municipality	14
Unemployed persons	45
Average wages by activity sectors	16
Average wages without taxes and contributions by activity sector	17
Indices of average wages by activity sector	18
Indices of average wages without taxes and contributions by activity sector	19
Average wages by municipality	20
Average wages without taxes and contributions by municipality	21
PRICES	
Producers price indices for industrial products	22
Retail by groups of products	24
Consumer prices index	26
FORESTRY	27
INDUSTRY	
Indices of industrial production by sectors	28
Indices of industrial production by subsectors	29
CONSTRUCTION	
Value of finalized and ordered works, number of employees and finalized effective hours	31
EXTERNAL TRADE	
Exports and imports by countries	32
Exports and imports of goods	33
DOMESTIC TRADE	
Turnover in retail trade	40
Sale and buying out of products from agriculture, forestry and fishery	41
CATERING	
Turnover in catering	42
TOURISM	
Tourist arrivals and tourist overnight stays by country and type of resort	43
Tourist arrivals and tourist overnight stays by type of resort	44
Tourist arrivals and tourist overnight stays	44
TRANSPORT, STORAGE AND COMMUNICATIONS	
Railway transport	45
Road transport	46
Air transport	47
Marine transport	48
Postal, telegraph and telephone (PTT) communications	48
MONETARY AGGREGATES AND BALANCE OF PAYMENTS	49
METHODOLOGICAL EXPLANATION	51

OPŠTI PREGLED INDEKSA / SUMMARY OF INDICES

Kvartalni indeksi / Quarterly indices

	Kvartali / Quarters Ø 2008= 100								
	2008 2007	II 2008 Ø 2008	III 2008 Ø 2008	IV 2008 Ø 2008	I 2009 IV 2008	II 2008 I 2008	III 2008 II 2008	IV 2008 III 2008	
STANOVNIŠTVO ¹⁾									POPULATION ¹⁾
Živorodeni	104.4	91.8	112.1	107.9	85.2	104.0	122.2	96.2	Liveborn
Umrli	92.8	97.3	99.8	104.3	93.0	98.6	102.6	104.5	Deaths
Prirodni priraštaj	141.8	80.2	138.1	115.6	70.3	121.1	172.3	83.7	Natural increase
Zaključeni brakovi	87.9	97.5	132.5	98.6	90.9	136.4	135.9	74.4	Marriages
Razvedeni brakovi	76.4	141.0	112.1	75.1	101.5	196.8	79.5	67.0	Divorces
ZAPOSLENOST I ZARADE									EMPLOYMENT AND EARNINGS
Broj zaposlenih	106.3	99.9	101.3	101.7	100.5	102.9	101.3	100.3	Number of employees
Lica koja traže zaposlenje	85.8	100.9	96.1	96.8	102.0	95.0	95.2	100.7	Persons looking for employm.
Nominalne zarade bez poreza i doprinosa	123.1	99.2	101.9	103.8	108.0	104.9	102.7	101.9	Nominal wages without taxes and contributions
Realne zarade bez poreza i doprinosa	114.6	99.7	100.7	102.0	107.0	102.7	101.0	101.3	Real wages without taxes and contributions
CIJENE									PRICES
Indeks potrošačkih cijena	107.4	99.5	101.2	101.8	100.9	102.1	101.7	100.6	Consumer prices index
Hrana i bezalkoholna pića	108.2	100.1	100.1	101.9	101.6	102.2	100.0	101.8	Food and non alch. beverages
Odjeća i obuća	100.7	99.5	99.9	101.0	100.0	99.9	100.4	101.1	Clothes and footwear
Pokućstvo i oprema za kuću	100.8	99.7	100.1	100.6	99.9	100.1	100.4	100.5	Household furnishing
Cijene proizvođača ind.proizvoda	114.0	99.4	104.2	102.2	95.5	105.5	104.8	98.1	Produc. price ind. for ind.prod.
INDUSTRIJA									INDUSTRY
Indeksi fizičkog obima	98.0	91.4	100.6	98.7	95.7	83.6	110.1	98.1	Indices of physical scope
GRAĐEVINARSTVO ¹⁾									CONSTRUCTION ¹⁾
Vrijednost izvedenih građevinskih radova	145.7	111.2	115.8	107.1	-	168.7	104.1	92.5	Value of performed construction works
Izvršeni efektivni časovi na gradilištu	120.7	103.0	107.1	101.6	-	116.7	104.0	94.9	Performed effective hours at the construction site
SPOLJNA TRGOVINA									EXTERNAL TRADE
Izvoz	88.9	119.0	108.5	83.2	81.5	133.0	91.2	76.7	Export
Uvoz	121.9	112.6	115.9	87.0	63.5	132.3	103.2	75.1	Import
UNUTRAŠNJA TRGOVINA									DOMESTIC TRADE
Promet u trgovini na malo	116	102.1	124.8	98.3	78.0	136.3	122.2	78.8	Turnover in retail trade
UGOSTITELJSTVO	105.0	98.3	216.3	50.7	67.1	283.4	220.0	23.4	CATERING
TURIZAM									TOURISM
Posjete turista	106.4	229.9	817.4	86.9	21.6	349.9	355.5	10.6	Visits of tourists
Noćenja turista	110.3	197.1	867.4	89.7	14.2	430.3	440.1	10.3	Overnight stays of tourists
SAOBRAĆAJ, SKLADIŠTENJE I VEZE									TRANSPORT, STORAGE AND COMMUNICATIONS
Drumski-prevoz robe	149.3	115.7	91.9	86.3	112.7	109.3	79.5	93.7	Road - transport of goods
Prevoz putnika	87.3	91.9	122.0	95.2	68.6	101.0	132.5	78.0	Transport of passengers
Željeznički – prevoz robe	99.4	102.3	100.3	109.6	53.3	116.4	98.0	109.3	Railway - transport of goods
Prevoz putnika	113.6	97.5	144.0	86.5	72.2	135.5	147.5	60.0	Transport of passengers
Vazdušni – prevoz robe	112.9	97.7	69.8	84.6	71.1	66.0	71.5	121.0	Air – transport of goods
Prevoz putnika	108.2	109.1	182.6	56.9	77.1	212.2	167.3	31.2	Transport of passengers
Pomorski– Prevoz robe – t milje	86.3	69.8	191.7	68.9	78.1	100.4	274.6	35.9	Marine- transport of goods – t miles

¹⁾ Prethodni podaci za III kvartal¹⁾ Preliminary data

OPŠTI PREGLED INDEKSA / SUMMARY OF INDICES

Mjesečni indeksi / Monthly indices

	2008 2007	I-III 2009 I-III 2008	III 2009 II 2009	Ø 2008 = 100				
				III	IV	V	VI	VII
STANOVNIŠTVO ¹⁾								
Živorodeni	104.4	104.2	107.1	88.2	78.5	94.7	102.1	108.9
Umrli	92.8	98.3	131.9	102.3	86.7	101.5	103.6	107.1
Prirodni priraštaj	141.8	122.8	50.0	58.4	61.1	80.3	99.0	112.7
Zaključeni brakovi	87.9	125.4	97.4	86.6	67.5	116.6	108.4	116.2
Razvedeni brakovi	76.4	106.5	168.4	83.2	163.0	72.8	187.3	93.6
ZAPOSLENOST I ZARADE								
Broj zaposlenih	106.3	105.2	100.6	97.9	97.7	99.8	102.4	101.6
Lica koja traže zaposlenje	85.8	92.9	99.5	105.8	102.6	101.7	98.6	97.1
Nominalne zarade bez poreza i doprinosa	123.1	118.6	98.7	95.0	96.6	98.8	102.2	100.0
Realne zarade bez poreza i doprinosa	114.6	112.6	98.3	97.1	98.1	108.2	101.4	99.3
CIJENE								
Indeks potrošačkih cijena	107.4	105.3	100.4	97.8	98.5	91.3	100.8	100.7
Hrana i bezalkoholna pića	108.2	105.7	100.4	98.5	99.9	100.1	99.7	99.1
Odjeća i obuća	100.7	101.4	100.0	99.6	99.6	99.5	99.5	99.5
Pokućstvo i oprema za kuću	100.8	100.9	100.2	99.6	99.7	99.7	99.8	99.8
Cijene proizvođača industrijskih proizv.	114.0	103.6	98.4	96.0	96.7	98.2	103.3	103.5
ŠUMARSTVO								
Indeksi fizičkog obima	107.6	47.3	60.4	42.2	60.0	82.0	78.9	116.9
INDUSTRIJA								
Indeksi fizičkog obima	98.0	86.4	98.7	112.4	92.9	85.8	95.6	93.5
SPOLJNA TRGOVINA								
Izvoz	88.9	75.8	100.5	83.3	117.1	107.9	131.9	115.7
Uvoz	121.9	65.1	107.8	99.3	102.1	110.3	110.3	125.5
UNUTRAŠNJA TRGOVINA								
Promet robe na malo	116.0	102.4	103.7	87.6	90.7	98.8	116.7	124.5
Prodaja i otkup proizvoda poljoprivrede, šumarstva i ribarstva	122.2	147.5	101.1	51.7	61.3	58.5	105.9	122.4
UGOSTITELJSTVO								
Promet u ugostiteljstvu	105.0	98.1	100.2	38.2	50.9	115.2	128.8	197.6
TURIZAM								
Posjete turista	106.4	85.1	113.8	21.9	36.3	74.8	118.8	310.6
Noćenja turista	110.3	86.4	105.3	15.9	28.0	54.2	114.9	308.1
SAOBRAĆAJ, SKLADIŠT. I VEZE								
Drumski – prevoz robe	149.3	91.7	100.0	122.5	138.8	101.8	106.8	90.8
Prevoz putnika	87.3	71.8	63.2	96.1	89.4	89.9	96.6	133.8
Željeznički – prevoz robe	99.4	66.6	102.4	107.0	104.4	104.4	97.9	97.9
Prevoz putnika	113.6	86.7	155.5	81.6	81.6	76.8	134.4	177.6
Vazdušni - prevoz putnika	108.2	85.4	125.2	56.4	79.5	100.4	147.4	188.0
Pomorski- prevoz robe – t milje	86.3	77.3	134.7	71.7	68.2	75.1	64.8	228.6

¹⁾ Prethodni podaci

OPŠTI PREGLED INDEKSA/ **SUMMARY OF INDICES**Mjesečni indeksi / *Monthly indices*

Ø 2008 = 100					2009			
VIII	IX	X	XI	XII	I	II	III	
								POPULATION ¹⁾
106.2	121.2	106.1	105.8	111.8	92.7	88.3	94.7	<i>Liveborn</i>
96.7	95.6	111.2	101.5	100.2	80.3	90.9	119.8	<i>Deaths</i>
126.4	175.2	95.4	115.0	136.4	119.1	83.0	41.5	<i>Natural increase</i>
161.5	119.6	122.0	99.5	74.3	89.3	91.0	88.6	<i>Marriages</i>
62.4	180.3	104.0	69.4	52.0	52.0	65.9	111.0	<i>Divorces</i>
								EMPLOYMENT AND EARNINGS
101.4	100.9	101.4	101.7	101.8	101.9	102.1	102.6	<i>Number of employees</i>
95.3	95.8	97.1	97.1	96.2	98.0	99.3	98.8	<i>Persons looking for employment</i>
102.4	103.1	101.7	102.9	106.5	113.0	112.2	110.8	<i>Nominal wages without taxes and contributions</i>
101.5	101.2	99.8	101.6	104.1	110.8	109.2	107.4	<i>Real wages without taxes and contributions</i>
								PRICES
100.9	101.9	101.9	101.3	102.3	102.0	102.7	103.2	<i>Consumer prices index</i>
100.0	101.2	101.2	101.7	102.8	102.8	103.6	104.1	<i>Food and non alch. beverages</i>
99.7	100.6	100.8	101.0	101.1	101.2	100.9	100.9	<i>Clothes and footwear</i>
100.2	100.4	100.5	100.5	100.6	100.7	100.2	100.4	<i>Household furnishing</i>
104.9	104.1	104.0	103.4	99.2	98.1	98.1	96.6	<i>Produc. price ind. for ind. prod.</i>
								FORESTRY
162.5	200.5	219.4	119.6	49.9	8.1	27.5	16.6	<i>Indices of physical scope</i>
								INDUSTRY
96.3	112.0	93.9	105.8	96.4	92.9	95.7	94.5	<i>Indices of physical scope</i>
								EXTERNAL TRADE
106.6	103.0	88.6	95.0	66.0	98.5	64.3	64.6	<i>Export</i>
108.1	114.1	96.7	75.4	88.9	58.2	66.0	71.2	<i>Import</i>
								INTERNAL TRADE
125.6	124.3	102.0	84.2	108.6	74.1	76.5	79.3	<i>Turnover of retail trade goods</i>
200.2	138.9	156.3	115.4	102.1	77.3	63.5	64.2	<i>Sales and buy out of products in agriculture, forestry and fishing</i>
								CATERING
241.3	210.0	68.5	38.7	44.9	33.2	34.4	34.5	<i>Turnover in catering</i>
								TOURISM
368.4	138.3	34.2	17.7	35.1	17.5	19.9	18.9	<i>Visits of tourists</i>
421.2	138.1	26.9	14.6	48.2	12.6	13.2	12.2	<i>Overnight stays of tourists</i>
								TRANSPORT, STORAGE AND COMMUNIC.
94.0	91.2	86.1	86.0	86.6	75.0	108.3	108.3	<i>Road - transport of goods</i>
132.4	99.6	96.6	94.8	94.2	76.1	73.4	46.3	<i>Transport of passengers</i>
106.4	96.5	110.7	112.6	105.7	68.0	53.1	54.4	<i>Railway - transport of goods</i>
158.4	96.0	62.4	67.2	129.6	76.7	43.2	67.2	<i>Transport of passengers</i>
208.4	151.1	69.3	51.5	50.3	45.3	38.4	48.1	<i>Air - transport of passengers</i>
191.1	153.6	78.5	75.1	54.6	51.2	47.8	61.4	<i>Marine- transport of goods - t miles</i>

¹⁾ Preliminary data

PRIRODNO KRETANJE STANOVNIŠTVA
NATURAL POPULATION CHANGES

Crna Gora / Montenegro

	Živorodeni <i>Live births</i>			Umrli <i>Deaths</i>			Vitalni indeks <i>Vital index</i>	Prirodni priraštaj <i>Natural increase</i>	Brakovi / <i>Marriages</i>	
	<i>ukupno</i> <i>Total</i>	<i>muško</i> <i>Male</i>	<i>žensko</i> <i>Female</i>	<i>ukupno</i> <i>Total</i>	<i>muško</i> <i>Male</i>	<i>žensko</i> <i>Female</i>			<i>sklopljeni</i> <i>New marriages</i>	<i>razvedeni</i> <i>Divorces</i>
2004	7849	4030	3819	5707	3011	2696	1.38	2142	3440	505
2005	7352	3883	3469	5839	3082	2757	1.26	1513	3291	499
2006	7531	3969	3562	5968	3092	2876	1.26	1563	3462	470
2007	7834	4136	3698	5979	3048	2931	1.31	1855	4005	453
2008	8177	4264	3913	5547	2888	2659	1.47	2630	3521	346
Ø I - III 2008	601	309	292	456	233	223	1.32	145	210	21
Ø I - III 2009	626	336	290	448	221	228	1.40	178	263	22
2008 ¹⁾										
III	601	308	293	473	234	239	1.27	128	254	24
IV	535	292	243	401	213	188	1.33	134	198	47
V	645	347	298	469	253	216	1.38	176	342	21
VI	696	375	321	479	245	234	1.45	217	318	54
VII	742	408	334	495	271	224	1.50	247	341	27
VIII	724	379	345	447	223	224	1.62	277	474	18
IX	826	438	388	442	229	213	1.87	384	351	52
X	723	367	356	514	288	226	1.41	209	358	30
XI	721	344	377	469	231	238	1.54	252	292	20
XII	762	388	374	463	237	226	1.65	299	218	15
2009 ¹⁾										
I	632	337	295	371	186	185	1.70	261	262	15
II	602	329	273	420	208	212	1.43	182	267	19
III	645	343	302	554	268	286	1.16	91	260	32
I-III 2009/I-III 2008	104.2	109.0	99.2	98.3	94.8	101.9	-	122.8	125.4	106.5

¹⁾ Prethodni podaci¹⁾ Preliminary data

PRIRODNO KRETANJE STANOVNIŠTVA PO OPŠTINAMA
NATURAL POPULATION CHANGES BY MUNICIPALITY
I – III 2009. god.¹⁾

	Živorodeni / Live births			Umrli / Deaths			Vitalni indeks <i>Vital index</i>	Prirodni priraštaj <i>Natural increase</i>	Brakovi / Marriages	
	ukupno <i>Total</i>	muški <i>Male</i>	ženski <i>Female</i>	ukupno <i>Total</i>	muški <i>Male</i>	ženski <i>Female</i>			sklopljeni <i>New marriages</i>	razvedeni <i>Divorces</i>
CRNA GORA MONTENEGRO	1879	1009	870	1345	662	683	1.40	534	789	66
ANDRIJEVICA	3	1	2	18	8	10	0.17	-15	5	-
BAR	136	77	59	96	54	42	1.42	40	67	6
BERANE	107	61	46	104	55	49	1.03	3	39	-
BIJELO POLJE	170	91	79	107	55	52	1.59	63	55	1
BUDVA	62	31	31	20	11	9	3.10	42	21	-
DANILOVGRAD	40	15	25	42	19	23	0.95	-2	19	8
ŽABLJAK	7	4	3	10	3	7	0.70	-3	2	-
KOLAŠIN	15	8	7	28	10	18	0.54	-13	12	-
KOTOR	64	34	30	70	34	36	0.91	-6	16	2
MOJKOVAC	19	10	9	31	13	18	0.61	-12	11	-
NIKŠIĆ	159	88	71	166	81	85	0.96	-7	92	4
PLAV	34	19	15	26	14	12	1.31	8	16	-
PLUŽINE	5	3	2	13	7	6	0.38	-8	6	0
PLJEVLJA	55	34	21	95	47	48	0.58	-40	28	10
PODGORICA	685	352	333	321	149	172	2.13	364	247	14
ROŽAJE	96	55	41	27	16	11	3.56	69	51	14
TIVAT	50	24	26	31	18	13	1.61	19	13	-
ULCINJ	50	32	18	42	26	16	1.19	8	27	-
HERCEG NOVI	77	48	29	48	19	29	1.60	29	27	7
CETINJE	40	19	21	42	22	20	0.95	-2	32	-
ŠAVNIK	5	3	2	8	1	7	0.63	-3	3	-

¹⁾ Prethodni podaci¹⁾ Preliminary data

KRETANJE STANOVNIŠTVA UNUTAR CRNE GORE PO OPŠTINAMA
MIGRATIONS INSIDE MONTENEGRO BY MUNICIPALITY

I – XII 2008. god.¹⁾

OPŠTINE / MUNICIPALITIES	DOSELJENI / MOVED IN	ODSELJENI / MOVED OUT OF	SALDO / BALLANCE
UKUPNO / TOTAL	3536	3536	0
ANDRIJEVICA	34	61	-27
BAR	616	191	425
BERANE	192	362	-170
BIJELO POLJE	161	524	-363
BUDVA	183	94	89
DANILOVGRAD	237	116	121
ŽABLJAK	30	57	-27
KOLAŠIN	38	108	-70
KOTOR	32	100	-68
MOJKOVAC	40	95	-55
NIKŠIĆ	269	374	-105
PLAV	38	100	-62
PLUŽINE	11	86	-75
PLJEVLJA	39	202	-163
PODGORICA	1065	483	582
ROŽAJE	40	170	-130
TIVAT	172	60	112
ULCINJ	139	65	74
HERCEG NOVI	129	97	32
CETINJE	68	105	-37
ŠAVNIK	3	86	-83

¹⁾ Prethodni podaci

¹⁾ Preliminary data

ZAPOSLENI PO SEKTORIMA DJELATNOSTI
EMPLOYEES BY ACTIVITY SECTORS

	Ukupno <i>Total</i>	PO SEKTORIMA / <i>BY ACTIVITY SECTORS</i>						
		poljoprivreda šumarstvo i vodoprivreda <i>Agriculture, forestry and water supply</i>	ribarstvo <i>Fishing</i>	vadenje ruda i kamena <i>Mining and quarrying</i>	prerađivačka industrija <i>Manufacturing</i>	proizvodnja elekt. energije <i>Electricity supply</i>	građevinarstvo <i>Constru- ction</i>	trgovina na veliko i malo, opravka <i>Wholesale and retail trade, repair</i>
Ø 2006	150800	2607	115	4159	26065	5627	6853	29602
Ø 2007	156408	2586	112	3753	25697	5594	6647	30750
Ø 2008	166221	2651	129	3721	24335	6042	8831	31854
Ø I - III 2008	161431	2590	128	3699	24881	5891	7815	31163
Ø I - III 2009	169861	2743	128	3429	23205	5800	9621	33300
2008								
III	162737	2597	129	3706	25015	5954	7958	31384
IV	162307	2588	129	3706	23762	5954	8198	31524
V	165955	2638	129	3706	24256	6024	8573	32203
VI	170146	2678	129	3736	24554	6129	9218	32637
VII	168916	2678	129	3726	24237	6129	9143	32141
VIII	168488	2681	129	3726	24250	6119	9161	32005
IX	167722	2681	129	3726	24062	6109	9211	32029
X	168583	2681	129	3726	24089	6085	9693	32158
XI	169079	2681	129	3726	24405	6125	9653	32149
XII	169160	2731	129	3776	23763	6159	9678	31917
2009								
I	169305	2724	129	3626	23440	6153	9569	32147
II	169670	2889	129	3478	23231	5736	9990	32601
III	170607	2617	125	3182	22944	5511	9303	35153
I-III 2009/I-III 2008	105.2	105.9	100.0	92.7	93.3	98.5	123.1	106.9

/nastavak/

/ continued /

	PO SEKTORIMA / <i>BY ACTIVITY SECTORS</i>							
	hoteli i restorani <i>Hotels and restaurants</i>	saobraćaj, skladištenje i veze <i>Transport, storage and communi-cations</i>	financijsko posredovanje <i>Financial activities</i>	aktivnosti u vezi s nekretninama <i>Real estate activities, renting</i>	državna uprava i obav. socijalno osiguranje <i>Public administration and social insurance</i>	obrazo- vanje <i>Education</i>	zdravstveno i socijalno osiguranje <i>Health and social work</i>	ostale komu- nalne, društ. i lične usluge <i>Other community, social & pers. service activities</i>
Ø 2006	10928	12133	3114	5905	10345	12846	12012	8489
Ø 2007	11307	11358	3143	5354	17575	12687	12004	7841
Ø 2008	14641	12798	3476	5631	18643	12892	12356	8221
Ø I - III 2008	12673	12087	3428	5455	18458	12882	12217	8065
Ø I - III 2009	15425	13823	3551	6258	18733	13049	12289	8468
2008								
III	12887	12304	3447	5482	18521	12938	12299	8116
IV	13187	12395	3447	5492	18546	12930	12291	8158
V	14268	12925	3487	5547	18645	12990	12311	8253
VI	16241	13198	3497	5663	18743	13026	12389	8308
VII	16200	13037	3477	5643	18766	12766	12377	8257
VIII	16178	12960	3478	5640	18749	12784	12408	8220
IX	15628	12945	3478	5640	18674	12795	12397	8218
X	15278	13117	3493	5840	18705	12815	12480	8294
XI	15188	13293	3518	5840	18781	12850	12440	8301
XII	15507	13448	3558	5905	18732	12892	12529	8436
2009								
I	15432	13638	3603	5966	18764	12969	12606	8539
II	16046	13908	3426	6139	18717	13108	12118	8154
III	14796	13923	3623	6670	18837	13069	12142	8712
I-III 2009/I-III 2008	121.7	114.4	103.6	114.7	101.7	101.3	100.6	105.0

ZAPOSLENI PO OPŠTINAMA / EMPLOYEES BY MUNICIPALITY

	Opštine / Municipalities										
	Andrijevica	Bar	Berane	Bijelo Polje	Budva	Danilovgrad	Žabljak	Kolašin	Kotor	Mojkovac	Nikšić
Ø 2006	540	11105	5218	7316	9308	2541	805	1410	5547	1495	17616
Ø 2007	528	11125	5803	8060	8323	2496	937	1591	5983	1503	17481
Ø 2008	537	11876	6092	8628	8951	2969	986	1728	6378	1638	18312
Ø I - III 2008	539	11496	5920	8275	8164	2831	952	1630	6195	1543	17941
Ø I - III 2009	535	11908	6120	8831	8946	3087	1007	1840	6472	1684	18749
2008											
III	543	11643	5980	8353	8309	2870	966	1652	6307	1553	18065
IV	543	11609	6047	8463	8596	2935	897	1668	6303	1573	18099
V	545	11947	6057	8897	9005	2987	1054	1726	6343	1653	18179
VI	533	12545	6680	8854	9830	3015	1013	1772	6584	1675	18443
VII	530	12280	6108	8697	9822	2998	981	1745	6493	1665	18376
VIII	532	12165	6145	8646	9725	2999	1016	1748	6482	1668	18345
IX	533	11839	6060	8826	9459	3031	1002	1768	6327	1666	18366
X	533	11886	6057	8745	8940	3054	990	1799	6458	1678	18653
XI	537	11898	6113	8801	8764	3065	986	1809	6479	1720	18804
XII	536	11856	6077	8780	8775	3049	1039	1810	6486	1725	18656
2009											
I	534	11879	6088	8850	8674	3082	1034	1842	6470	1720	18761
II	536	11911	6120	8852	8958	3086	983	1847	6451	1681	18684
III	536	11933	6151	8790	9205	3094	1004	1831	6495	1652	18803
I-III 2009/I-III 2008	99.3	103.6	103.4	106.7	109.6	109.1	105.8	112.9	104.5	109.2	104.5

/nastavak/

/ continued /

	Opštine / Municipalities									
	Plav	Plužine	Pljevlja	Podgorica	Rožaje	Tivat	Ulcinj	Herceg Novi	Cetinje	Šavnik
Ø 2006	1470	913	7233	53103	3292	2940	3994	10130	4545	279
Ø 2007	1425	952	7100	56118	3148	3632	3873	11149	4890	291
Ø 2008	1411	938	7286	61032	3064	3755	4185	11763	4396	296
Ø I - III 2008	1437	917	7221	59227	2938	3546	4017	11300	5059	282
Ø I - III 2009	1386	935	7301	63577	3152	3855	4277	11744	4173	283
2008										
III	1437	913	7249	59588	2970	3526	4070	11369	5090	284
IV	1410	905	7191	60033	3006	3521	4021	11277	3925	285
V	1432	918	7244	60673	3080	3675	4105	11737	4395	303
VI	1438	955	7421	61071	3163	3915	4411	12387	4140	301
VII	1399	961	7300	61336	3123	4009	4357	12245	4173	318
VIII	1397	958	7306	61350	3105	3970	4279	12150	4183	319
IX	1407	963	7338	61228	3116	3922	4205	12175	4179	312
X	1384	943	7312	62668	3118	3797	4255	11852	4160	301
XI	1380	965	7357	63058	3121	3808	4275	11672	4187	280
XII	1375	937	7298	63282	3125	3808	4262	11766	4234	284
2009										
I	1375	939	7264	63343	3133	3833	4273	11720	4204	287
II	1337	938	7317	63499	3158	3886	4310	11734	4099	283
III	1447	927	7321	63888	3164	3846	4248	11777	4216	279
I-III 2009/I-III 2008	96.5	102.2	101.1	107.3	107.3	108.7	106.5	103.9	82.5	100.4

NEZAPOSLENA LICA¹⁾ / UNEMPLOYED PERSONS¹⁾

	Stanje krajem perioda / Situation at the end of the period						U toku perioda / In the middle of the period		
	lica koja traže zaposlenje ²⁾ ukupno <i>Persons looking for job Total</i>	nezaposlena lica koja prvi put traže zaposlenje <i>Unemployed persons first time looking for job</i>	nezaposlena lica bez kvalifikacija <i>Unqualified unemployed persons</i>	lica koja primaju novčanu naknadu ³⁾ <i>Persons receiving unemployment benefits</i>	nezaposlene žene <i>unemployed women</i>		prijavilo se za zapošljavanje ⁴⁾ <i>Reported for employment</i>	zaposleni prema evidenciji Zavoda za zapošljavanje Crne Gore <i>Employees according to the records of Employment Agency of Montenegro</i>	prestanak vođenja evidencije ⁵⁾ <i>Records stopped to be kept</i>
					Svega <i>Total</i>	bez kvalifikacija <i>Unqualified</i>			
Ø 2006	43190	14855	11550	7833	19949	4720	2630	1955	3581
Ø 2007	34396	10069	8838	8654	15513	3414	2187	2658	2911
Ø 2008	29514	7375	7823	9507	13193	2925	2090	2261	2386
Ø I - III 2008	31350	8137	8073	9438	13861	2929	2076	2376	2294
Ø I - III 2009	29132	6694	7887	12470	12982	2993	2287	1081	2081
2007									
III	38714	11943	10088	8420	17575	4027	2304	2445	2836
IV	37571	11521	9800	8352	17003	3828	1942	2319	3139
V	35356	10651	9198	8313	15920	3558	1744	3049	4057
VI	33393	9885	8636	8260	14912	3279	1687	4434	3841
VII	32205	9350	8196	8530	14426	3117	2114	3698	3529
VIII	31271	8931	7897	9433	14124	2990	1644	2063	2629
IX	31156	8737	7840	8592	14080	2961	2328	2289	2568
X	31569	8673	7994	8917	14253	3020	2961	2679	2591
XI	31787	8579	8021	9203	14279	3022	2616	2808	2465
XII	31469	8388	7994	9206	14017	2966	1722	2266	2235
2008									
II	31469	8228	8075	9432	13954	2945	2176	2662	2211
III	31258	8047	8088	9661	13764	2903	2105	2614	2531
IV	30270	7655	7890	9865	13348	2866	1601	2261	2741
V	30021	7739	8149	9630	13276	3034	2639	2366	2847
VI	29088	7444	7966	9416	12922	2998	1787	3147	2776
VII	28660	6997	7758	7024	12840	2939	1868	3482	2272
VIII	28117	6789	7505	9826	12721	2830	1457	2465	2028
IX	28276	6976	7510	8877	12892	2883	2519	2389	2318
X	28666	6943	7593	10125	13064	2894	2855	1489	2435
XI	28645	6885	7629	10537	12913	2932	2136	1421	2156
XII	28378	6664	7659	10474	12758	2934	1900	985	2175
2009									
I	28921	6624	7839	11983	12962	3007	2123	720	1684
II	29305	6724	7952	13133	13079	3041	2290	1179	1922
III	29170	6733	7870	12294	12905	2932	2447	1345	2636
I-III 2009/I-III 2008	92.9	82.3	97.7	132.1	93.7	102.2	110.1	45.5	90.7

¹⁾ SOURCE: Employment Agency of Montenegro¹⁾ IZVOR: Zavod za zapošljavanje Crne Gore²⁾ Shodno članu 4 Zakona o zapošljavanju („Sl.list RCG”, br. 5/02)³⁾ Shodno članu 48 Zakona o zapošljavanju⁴⁾ Nezaposlene osobe koje su se tokom izvještajnog mjeseca prijavile na evidenciju Zavoda za zapošljavanje⁵⁾ Shodno članu 86 Zakona o zapošljavanju²⁾ According to the article 4 of the Law on Employment („Official Gazette of RoM”, No. 5/02 and 79/04)³⁾ According to the Article 48 of the Law on Employment⁴⁾ Unemployed persons who in the reference month reported to the records of the Employment Agency of Montenegro⁵⁾ According to the Article 86 of the Law on Employment

PROSJEČNE ZARADE PO SEKTORIMA DJELATNOSTI
AVERAGE WAGES BY ACTIVITY SECTORS

u EUR

in EUR

	Ukupno <i>Total</i>	PO SEKTORIMA / BY ACTIVITY SECTORS						
		poljop. šumarstvo i vodoprivreda <i>Agriculture, forestry and water supply</i>	ribarstvo <i>Fishing</i>	vadenje ruda i kamena <i>Mining and quarrying</i>	prerađivačka industrija <i>Manufacturing</i>	proizvodnja električne energije <i>Electricity supply</i>	građevinarstvo <i>Construc- tion</i>	trgovina na veliko i malo, opravka <i>Wholesale and retail trade, repair</i>
Ø 2007	497	446	196	725	530	701	430	301
Ø 2008	609	584	197	833	615	783	519	345
Ø I - III 2008	576	540	200	792	563	735	480	320
Ø I - III 2009	649	637	203	791	638	839	567	371
2008								
III	578	511	190	777	552	732	465	321
IV	588	528	176	791	554	734	493	335
V	602	541	192	785	631	763	530	326
VI	623	569	158	839	694	806	518	347
VII	610	590	226	822	617	806	552	347
VIII	625	601	211	900	605	835	564	356
IX	630	592	199	906	673	792	527	360
X	621	642	195	879	617	825	539	354
XI	629	626	214	881	660	838	517	356
XII	651	667	198	835	662	791	546	390
2009								
I	655	659	226	851	672	814	527	364
II	650	591	187	758	645	916	598	378
III	642	667	192	762	602	784	577	371
I-III 2009/I-III 2008	112.7	118.0	101.5	99.9	113.3	114.1	118.1	115.9

/nastavak/

/ continued /

	PO SEKTORIMA / BY ACTIVITY SECTORS							
	hoteli i restorani <i>Hotels and restaurants</i>	saobraćaj, skladišt. i veze <i>Transport, storage and communi- cations</i>	financijsko posredovanje <i>Financial activities</i>	aktivnosti u vezi s nekretninama <i>Real estate activities, renting</i>	državna uprava i obav. socijalno osiguranje <i>Public administration and social insurance</i>	obrazo- vanje <i>Education</i>	zdravstveno i socijalno osiguranje <i>Health and social work</i>	ostale komunalne, društvene i lične usluge <i>Other community, social & personal service activities</i>
Ø 2007	388	659	1156	438	506	433	427	431
Ø 2008	445	757	1268	531	669	570	576	532
Ø I - III 2008	403	687	1255	484	630	563	528	503
Ø I - III 2009	458	819	1229	561	683	592	641	578
2008								
III	407	700	1256	472	649	580	525	500
IV	457	746	1300	490	659	576	531	497
V	422	724	1251	514	680	576	544	541
VI	455	776	1330	536	670	580	555	538
VII	448	792	1280	566	684	565	547	523
VIII	481	799	1227	544	699	562	629	538
IX	442	794	1259	544	678	566	640	540
X	436	787	1219	535	683	575	622	556
XI	461	753	1223	572	685	575	628	572
XII	496	831	1364	625	697	575	628	573
2009								
I	447	861	1247	558	687	584	638	567
II	450	798	1189	553	676	593	641	577
III	476	798	1251	573	688	600	646	589
I-III 2009/I-III 2008	113.6	119.2	97.9	115.9	108.4	105.2	121.4	114.9

PROSJEČNE ZARADE BEZ POREZA I DOPRINOSA PO SEKTORIMA DJELATNOSTI
AVERAGE WAGES WITHOUT TAXES AND CONTRIBUTIONS BY ACTIVITY SECTOR

u EUR	in EUR							
	Ukupno <i>Total</i>	PO SEKTORIMA / <i>BY ACTIVITY SECTORS</i>						
		poljoprivreda, šumarstvo i vodoprivreda <i>Agriculture, forestry and water supply</i>	ribarstvo <i>Fishing</i>	vađenje ruda i kamena <i>Mining and quarrying</i>	prerađivačka industrija <i>Manufacturing</i>	proizvodnja elekt. energije <i>Electricity supply</i>	građevni- narstvo <i>Construction</i>	trgovina na veliko i malo, opravka <i>Wholesale and retail trade, repair</i>
Ø 2007	338	305	140	493	358	469	295	208
Ø 2008	416	398	141	574	418	530	353	242
Ø I - III 2008	393	368	143	545	383	497	327	224
Ø I - III 2009	466	450	150	569	459	600	408	269
2008								
III	395	348	137	535	376	495	317	225
IV	402	360	127	544	377	498	336	235
V	411	368	138	540	429	518	361	229
VI	425	387	115	578	472	546	353	244
VII	416	401	162	566	419	546	376	244
VIII	426	409	150	620	410	565	382	250
IX	429	404	142	623	457	536	357	253
X	423	438	140	606	419	558	364	248
XI	428	428	154	608	449	565	349	249
XII	443	456	142	577	450	532	369	273
2009								
I	470	459	165	614	483	582	379	263
II	467	419	139	544	464	654	431	274
III	461	475	143	548	433	561	416	269
I-III 2009/I-III 2008	118.6	122.3	104.9	104.4	119.8	120.7	124.8	120.1

/nastavak/

/ continued /

	PO SEKTORIMA / <i>BY ACTIVITY SECTORS</i>							
	hoteli i restorani <i>Hotels and restaura- nts</i>	saobraćaj, skladištenje i veze <i>Transport, storage and communica- tions</i>	finansijsko posredovanje <i>Financial activities</i>	aktivnosti u vezi s nekretninama <i>Real estate activities, renting</i>	državna uprava i obav. socijalno osiguranje <i>Public administration and social insurance</i>	obrazovanje <i>Education</i>	zdravstveno i socijalno osiguranje <i>Health and social work</i>	ostale komunalne, društvene i lične usluge <i>Other community, social & personal service activities</i>
Ø 2007	264	439	770	299	344	295	296	296
Ø 2008	307	513	854	363	454	388	395	370
Ø I - III 2008	277	466	844	332	429	384	361	350
Ø I - III 2009	331	584	877	405	490	426	463	416
2008								
III	279	475	844	324	442	396	360	347
IV	314	506	875	336	448	393	364	345
V	290	491	842	352	462	393	374	376
VI	313	526	895	367	455	395	382	374
VII	309	537	861	387	464	384	376	364
VIII	333	540	828	371	473	381	432	373
IX	306	537	850	371	458	383	439	374
X	301	533	824	365	461	390	427	385
XI	318	510	825	390	463	390	432	396
XII	342	563	920	426	471	390	432	397
2009								
I	322	612	888	402	493	419	459	406
II	326	570	849	399	485	427	463	415
III	345	570	894	414	494	432	468	424
I-III 2009/I-III 2008	119.5	125.3	103.9	122.0	114.2	110.9	128.3	118.9

INDEKSI PROSJEČNIH ZARADA PO SEKTORIMA DJELATNOSTI
INDICES OF AVERAGE WAGES BY ACTIVITY SECTOR

Ø 2008=100

	Ukupno <i>Total</i>	PO SEKTORIMA / BY ACTIVITY SECTORS						
		poljoprivreda, šumarstvo i vodoprivreda <i>Agriculture, forestry and water supply</i>	ribarstvo <i>Fishing</i>	vadenje ruda i kamen <i>Mining and quarrying</i>	prerađivačka industrija <i>Manufacturing</i>	proizvodnja električne energije <i>Electricity supply</i>	građevinarstvo <i>Construction</i>	trgovina na veliko i malo, opravka <i>Wholesale and retail trade, repair</i>
Ø 2007	81.6	76.4	99.5	87.0	86.2	89.5	82.9	87.2
Ø 2008	100.0	100.0	100.0	100.0	100.0	100.0	100.0	100.0
Ø I - III 2008	94.6	92.5	101.5	95.1	91.5	93.9	92.5	92.8
Ø I - III 2009	106.6	109.1	103.0	95.0	103.7	107.2	109.2	107.5
2008								
III	94.9	87.5	96.4	93.3	89.8	93.5	89.6	93.0
IV	96.6	90.4	89.3	95.0	90.1	93.7	95.0	97.1
V	98.9	92.6	97.5	94.2	102.6	97.4	102.1	94.5
VI	102.3	97.4	80.2	100.7	112.8	102.9	99.8	100.6
VII	100.2	101.0	114.7	98.7	100.3	102.9	106.4	100.6
VIII	102.6	102.9	107.1	108.0	98.4	106.6	108.7	103.2
IX	103.4	101.4	101.0	108.8	109.4	101.1	101.5	104.3
X	102.0	109.9	99.0	105.5	100.3	105.4	103.9	102.6
XI	103.3	107.2	108.6	105.8	107.3	107.0	99.6	103.2
XII	106.9	114.2	100.5	100.2	107.6	101.0	105.2	113.0
2009								
I	107.6	112.8	114.7	102.2	109.3	104.0	101.5	105.5
II	106.7	101.2	99.0	91.0	104.9	117.0	115.2	109.6
III	105.4	114.2	97.5	91.5	97.9	100.1	111.2	107.5
I-III 2009/I-III 2008	112.7	118.0	101.5	99.9	113.3	114.1	118.1	115.9

/nastavak/

/ continued /

	PO SEKTORIMA / BY ACTIVITY SECTORS							
	hoteli i restorani <i>Hotels and restaurants</i>	saobraćaj, skladištenje i veze <i>Transport, storage and communications</i>	finansijsko posredovanje <i>Financial activities</i>	aktivnosti u vezi s nekretninama <i>Real estate activities, renting</i>	državna uprava i obav. socijalno osiguranje <i>Public administration and social insurance</i>	obrazo- vanje <i>Education</i>	zdravstveno i socijalno osiguranje <i>Health and social work</i>	ostale komunalne, društvene i lične usluge <i>Other community, social & personal service activities</i>
Ø 2007	87.2	87.1	91.2	82.5	75.6	76.0	74.1	81.0
Ø 2008	100.0	100.0	100.0	100.0	100.0	100.0	100.0	100.0
Ø I - III 2008	90.6	90.8	99.0	91.1	94.2	98.8	91.7	94.5
Ø I - III 2009	102.9	108.2	96.9	105.7	102.1	103.9	111.3	108.6
2008								
III	91.5	92.5	99.1	88.9	97.0	101.8	91.1	94.0
IV	102.7	98.5	102.5	92.3	98.5	101.1	92.2	93.4
V	94.8	95.6	98.7	96.8	101.6	101.1	94.4	101.7
VI	102.2	102.5	104.9	100.9	100.1	101.8	96.4	101.1
VII	100.7	104.6	100.9	106.6	102.2	99.1	95.0	98.3
VIII	108.1	105.5	96.8	102.4	104.5	98.6	109.2	101.1
IX	99.3	104.9	99.3	102.4	101.3	99.3	111.1	101.5
X	98.0	104.0	96.1	100.8	102.1	100.9	108.0	104.5
XI	103.6	99.5	96.5	107.7	102.4	100.9	109.0	107.5
XII	111.5	109.8	107.6	117.7	104.2	100.9	109.0	107.7
2009								
I	100.4	113.7	98.3	105.1	102.7	102.5	110.8	106.6
II	101.1	105.4	93.8	104.1	101.0	104.0	111.3	108.5
III	107.0	105.4	98.7	107.9	102.8	105.3	112.2	110.7
I-III 2009/I-III 2008	113.6	119.2	97.9	115.9	108.4	105.2	121.4	114.9

INDEKSI PROSJEČNIH ZARADA BEZ POREZA I DOPRINOSA PO SEKTORIMA DJELATNOSTI
INDICES OF AVERAGE WAGES WITHOUT TAXES AND CONTRIBUTIONS BY ACTIVITY SECTOR

Ø 2008=100

	Ukupno <i>Total</i>	PO SEKTORIMA / BY ACTIVITY SECTORS						
		poljoprivreda, šumarstvo i vodoprivreda <i>Agriculture, forestry and water supply</i>	ribarstvo <i>Fishing</i>	vađenje ruda i kamenja <i>Mining and quarrying</i>	prerađivačka industrija <i>Manufacturing</i>	proizvodnja električne energije <i>Electricity supply</i>	građevinarstvo <i>Construction</i>	trgovina na veliko i malo opravka <i>Wholesale and retail trade, repair</i>
Ø 2007	81.3	76.6	99.3	85.9	85.6	88.5	83.6	86.0
Ø 2008	100.0	100.0	100.0	100.0	100.0	100.0	100.0	100.0
Ø I - III 2008	94.5	92.5	101.4	94.9	91.6	93.8	92.6	92.6
Ø I - III 2009	112.0	113.1	106.4	99.1	109.8	113.2	115.6	111.2
2008								
III	95.0	87.4	97.2	93.2	90.0	93.4	89.8	93.0
IV	96.6	90.5	90.1	94.8	90.2	94.0	95.2	97.1
V	98.8	92.5	97.9	94.1	102.6	97.7	102.3	94.6
VI	102.2	97.2	81.6	100.7	112.9	103.0	100.0	100.8
VII	100.0	100.8	114.9	98.6	100.2	103.0	106.5	100.8
VIII	102.4	102.8	106.4	108.0	98.1	106.6	108.2	103.3
IX	103.1	101.5	100.7	108.5	109.3	101.1	101.1	104.5
X	101.7	110.1	99.3	105.6	100.2	105.3	103.1	102.5
XI	102.9	107.5	109.2	105.9	107.4	106.6	98.9	102.9
XII	106.5	114.6	100.7	100.5	107.7	100.4	104.5	112.8
2009								
I	113.0	115.3	117.0	107.0	115.6	109.8	107.4	108.7
II	112.3	105.3	98.6	94.8	111.0	123.4	122.1	113.2
III	110.8	119.3	101.4	95.5	103.6	105.9	117.8	111.2
I-III 2009/I-III 2008	118.6	122.3	104.9	104.4	119.8	120.7	124.8	120.1

/nastavak/

/ continued /

	PO SEKTORIMA / BY ACTIVITY SECTORS							
	hoteli i restorani <i>Hotels and restaurants</i>	saobraćaj, skladištenje i veze <i>Transport, storage and communications</i>	financijsko posred. <i>Financial activities</i>	aktivnosti u vezi s nekretninama <i>Real estate activities, renting</i>	državna uprava i obav. socijalno osiguranje <i>Public administration and social insurance</i>	obrazovanje <i>Education</i>	zdravstveno i socijalno osiguranje <i>Health and social work</i>	ostale komunalne, društvene i lične usluge <i>Other community, social & personal service activities</i>
Ø 2007	86.0	85.6	90.2	82.4	75.8	76.0	74.9	80.0
Ø 2008	100.0	100.0	100.0	100.0	100.0	100.0	100.0	100.0
Ø I - III 2008	90.2	90.8	98.8	91.5	94.5	99.0	91.4	94.6
Ø I - III 2009	107.8	113.8	102.7	111.6	107.9	109.8	117.2	112.4
2008								
III	90.9	92.6	98.8	89.3	97.4	102.1	91.1	93.8
IV	102.3	98.6	102.5	92.6	98.7	101.3	92.2	93.2
V	94.5	95.7	98.6	97.0	101.8	101.3	94.7	101.6
VI	102.0	102.5	104.8	101.1	100.2	101.8	96.7	101.1
VII	100.7	104.7	100.8	106.6	102.2	99.0	95.2	98.4
VIII	108.5	105.3	97.0	102.2	104.2	98.2	109.4	100.8
IX	99.7	104.7	99.5	102.2	100.9	98.7	111.1	101.1
X	98.0	103.9	96.5	100.6	101.5	100.5	108.1	104.1
XI	103.6	99.4	96.6	107.4	102.0	100.5	109.4	107.0
XII	111.4	109.7	107.7	117.4	103.7	100.5	109.4	107.3
2009								
I	104.9	119.3	104.0	110.7	108.6	108.0	116.2	109.7
II	106.2	111.1	99.4	109.9	106.8	110.1	117.2	112.2
III	112.4	111.1	104.7	114.1	108.8	111.3	118.5	114.6
I-III 2009/I-III 2008	119.5	125.3	103.9	122.0	114.2	110.9	128.3	118.9

PROSJEČNE ZARADE PO OPŠTINAMA / AVERAGE WAGES BY MUNICIPALITY

u EUR	Opštine / Municipalities											in EUR
	Andrijevica	Bar	Berane	Bijelo Polje	Budva	Danilovgrad	Žabljak	Kolašin	Kotor	Mojkovac	Nikšić	
Ø 2007	398	445	407	406	536	419	398	437	498	422	555	
Ø 2008	492	545	531	517	642	514	539	552	612	530	642	
Ø I - III 2008	484	520	484	495	635	483	537	499	576	507	615	
Ø I - III 2009	529	571	570	540	674	550	577	592	674	561	638	
2008												
III	475	533	489	491	652	490	502	505	579	512	622	
IV	460	550	514	507	684	491	541	545	585	516	617	
V	473	517	536	529	653	502	635	553	606	494	630	
VI	502	546	553	510	641	506	491	554	621	532	705	
VII	492	525	527	516	605	531	594	576	606	610	636	
VIII	506	577	565	520	650	532	544	603	620	534	656	
IX	492	574	551	535	607	530	551	538	637	518	669	
X	505	558	545	528	606	532	499	557	635	529	649	
XI	504	555	563	523	655	530	498	615	642	552	661	
XII	520	575	572	547	721	559	533	596	669	543	631	
2009												
I	518	561	582	546	627	579	610	598	666	559	648	
II	556	565	555	555	687	553	570	570	669	583	670	
III	516	587	574	519	701	522	561	605	687	541	602	
I-III 2009/I-III 2008	109.3	109.8	117.8	109.1	106.1	113.9	107.4	118.6	117.0	110.7	103.7	

/nastavak/

/continued/

	Opštine / Municipalities									
	Plav	Plužine	Pljevlja	Podgorica	Rožaje	Tivat	Ulcinj	Herceg Novi	Cetinje	Šavnik
Ø 2007	376	444	492	548	456	486	354	408	366	420
Ø 2008	493	549	614	676	561	575	460	499	442	526
Ø I - III 2008	439	546	578	637	547	580	414	464	401	496
Ø I - III 2009	541	628	662	729	600	640	491	504	580	545
2008										
III	451	558	576	637	548	569	418	463	402	474
IV	458	470	590	643	540	550	402	498	432	507
V	478	497	592	679	554	570	427	476	395	514
VI	518	509	615	690	549	576	446	524	420	518
VII	515	504	616	694	554	571	452	481	415	520
VIII	538	532	628	688	574	572	667	515	409	529
IX	525	688	640	709	572	575	468	510	413	544
X	521	534	656	682	570	563	464	523	584	544
XI	527	707	641	688	577	586	462	521	583	548
XII	546	629	660	725	591	598	467	546	592	591
2009										
I	504	613	648	753	597	641	490	510	582	550
II	571	584	651	725	595	624	488	500	578	552
III	551	717	695	713	609	656	494	500	580	535
I-III 2009/I-III 2008	123.2	115.0	114.5	114.4	109.7	110.3	118.6	108.6	144.6	109.9

PROSJEČNE ZARADE BEZ POREZA I DOPRINOSA PO OPŠTINAMA
AVERAGE WAGES WITHOUT TAXES AND CONTRIBUTIONS BY ACTIVITY SECTOR

u EUR	in EUR										
	Opštine / Municipalities										
	Andrijevica	Bar	Berane	Bijelo Polje	Budva	Danilovgrad	Žabljak	Kolašin	Kotor	Mojkovac	Nikšić
Ø 2007	271	302	278	277	361	285	272	296	339	288	377
Ø 2008	336	371	361	353	439	352	368	376	419	361	439
Ø I - III 2008	331	355	329	338	432	332	367	341	394	346	421
Ø I - III 2009	380	409	410	388	483	394	415	425	485	402	460
2008											
III	325	363	327	335	445	338	342	346	396	350	425
IV	315	374	350	345	465	335	370	373	400	347	421
V	325	354	366	360	446	344	430	376	416	337	430
VI	342	365	377	351	437	349	336	377	426	364	486
VII	334	359	358	352	419	369	405	390	415	414	434
VIII	344	393	382	355	444	357	371	408	427	365	449
IX	335	390	378	362	417	362	375	366	433	352	457
X	343	380	369	359	417	363	341	378	433	360	444
XI	344	377	382	356	447	363	341	417	438	376	450
XII	354	392	389	374	492	383	362	405	456	371	433
2009											
I	371	398	415	390	446	410	438	428	479	400	466
II	399	407	399	399	493	397	411	410	483	418	483
III	372	421	416	375	504	376	405	435	494	390	435
I-III 2009/I-III 2008	114.8	115.2	124.6	114.8	111.8	118.7	113.1	124.6	123.1	116.2	109.3

/nastavak/	/ continued /									
	Op š t i n e / Municipalities									
	Plav	Plužine	Pljevlja	Podgo- rica	Rožaje	Tivat	Ulcinj	Herceg Novi	Cetinje	Šavnik
Ø 2007	255	301	334	371	310	331	243	281	251	285
Ø 2008	332	377	420	460	382	392	315	344	300	358
Ø I - III 2008	298	373	394	435	373	396	284	320	275	340
Ø I - III 2009	389	452	476	523	432	460	354	363	418	393
2008										
III	302	380	393	435	375	390	287	320	275	325
IV	312	325	404	439	368	376	277	342	295	346
V	326	342	406	463	378	385	293	329	270	351
VI	348	351	422	471	378	394	307	359	274	355
VII	339	343	422	473	378	383	309	331	283	353
VIII	360	372	430	467	390	394	455	355	280	359
IX	350	473	436	482	389	391	322	351	280	369
X	348	364	448	463	388	385	318	359	393	370
XI	359	486	439	467	392	402	317	362	396	372
XII	372	428	449	493	401	407	321	374	401	401
2009										
I	362	442	466	540	430	460	354	369	419	395
II	410	421	467	520	429	449	352	361	416	398
III	397	515	500	512	438	472	357	360	419	385
I-III 2009/I-III 2008	130.5	121.2	120.8	120.2	115.8	116.2	124.6	113.4	152	115.6

INDEKSI CIJENA PROIZVOĐAČA INDUSTRIJSKIH PROIZVODA
PRODUCERS PRICE INDICES FOR INDUSTRIAL PRODUCTS

	2007 2006	2008 2007	I-III 2009 I-III 2008	Ø 2008 = 100					
				2008					
				III	IV	V	VI	VII	VIII
Ukupno	108.5	114.0	103.6	96.0	96.7	98.2	103.3	103.5	104.9
Vađenje ruda i kamena	110.0	114.0	109.2	94.1	94.1	101.0	101.3	102.0	102.3
Prerađivačka industrija	106.6	111.3	98.6	96.6	97.4	99.1	103.9	104.1	106.1
Proizvodnja el. energije, gasa i vode	113.3	121.4	115.8	95.1	95.1	95.1	102.4	102.4	102.4
Vađenje ruda i kamena	110.0	114.0	109.2	94.1	95.8	101.0	101.3	102.0	102.3
Vađenje energetskih sirovina	112.5	117.9	102.3	99.3	99.3	99.3	99.3	99.3	99.3
Vađenje kamenog uglja, lignita i treseta	112.5	117.9	102.3	99.3	99.3	99.3	99.3	99.3	99.3
Vađenje ostalih sirovina i materijala	108.1	110.9	115.1	90.1	93.5	102.4	102.9	104.1	104.7
Vađenje ruda metala	108.8	111.2	117.0	88.6	92.8	103.5	103.8	104.3	105.0
Vađenje ostalih ruda i kamena	105.1	109.9	107.3	96.1	96.1	98.3	99.3	103.1	103.1
Prerađivačka industrija	106.6	111.3	98.6	96.6	97.4	99.1	103.9	104.1	106.1
Prehrambeni proizvodi, pića i duvan	104.0	113.0	105.3	99.3	99.5	100.0	100.3	100.7	101.2
Proizv. prehrambenih proizvoda i pića	105.0	115.2	104.7	99.2	99.4	100.0	100.4	100.8	101.3
Proizvodnja duvanskih proizvoda	98.0	100.0	110.3	100.0	100.0	100.0	100.0	100.0	100.0
Proizvodnja tekstila i tekstilnih proizvoda	105.8	104.6	99.9	99.1	102.7	102.7	102.7	102.6	100.5
Proizvodnja tekstilnih prediva i tkanina	100.9	101.2	99.3	100.3	100.3	100.3	100.3	100.2	99.5
Proizvodnja odjevnih predmeta i krzna	115.0	111.1	101.0	96.8	107.2	107.2	107.2	107.2	102.3
Proizvodnja kože i predmeta od kože	100.0	101.4	105.7	99.1	99.1	99.1	99.1	99.1	99.1
Proizvodnja predmeta od kože i obuće	100.0	101.4	105.7	99.1	99.1	99.1	99.1	99.1	99.1
Prerada drveta i proizvoda od drveta	101.2	109.6	109.3	99.0	102.2	101.5	101.5	101.3	101.8
Proizvodi od drveta, plute i slično	101.2	109.6	109.3	99.0	102.2	101.5	101.5	101.3	101.8
Proizvodnja papira, izdavanje i štampanje	100.1	118.7	102.5	103.9	103.9	103.9	103.9	99.3	99.3
Proizv. celuloze, papira i proizv. od papira	100.2	100.7	101.2	99.7	99.7	99.7	99.7	99.7	99.7
Izdavanje, štampanje i reprodukcija	100.0	127.3	102.8	105.2	105.2	105.2	105.2	99.2	99.2
Prerada hemijskih proizvoda i vlakana	121.4	108.8	110.9	96.9	95.4	95.4	99.3	99.3	100.4
Proizvodnja hemikalija i hem. proizvoda	121.4	108.8	110.9	96.9	95.4	95.4	99.3	99.3	100.4
Proizvodnja proizv. od gume i plastike	102.5	103.5	106.1	97.5	97.5	97.5	97.5	97.5	103.5
Proizvodnja proizv. od gume i plastike	102.5	103.5	106.1	97.5	97.5	97.5	97.5	97.5	103.5
Proizv. proizvoda od ost. nemetalnih min.	107.3	105.8	100.2	100.0	100.0	100.0	100.0	100.1	100.1
Proizv. proizvoda od ost. nemet. minerala	107.3	105.8	100.2	100.0	100.0	100.0	100.0	100.1	100.1
Proizv. osn. metala i metalnih proizvoda	108.2	111.5	88.8	93.8	94.7	97.9	107.3	107.7	111.0
Proizvodnja osnovnih metala	108.6	112.0	87.4	93.4	94.5	97.8	107.9	108.3	111.9
Proizvodnja metal. proizv., osim mašina	100.0	101.3	107.8	98.9	98.9	98.9	98.9	98.9	98.9
Proizvodnja mašina i uređaja, ostala	97.0	98.9	98.5	101.0	101.0	99.5	99.5	99.5	99.5
Proizvodnja mašina i uređaja, ostala	97.0	98.9	98.5	101.0	101.0	99.5	99.5	99.5	99.5
Prerađivačka industrija, ostala	103.0	113.7	120.3	99.4	101.1	102.6	102.6	102.6	102.6
Proizv. namještaja i raznovrsnih proizvoda	103.0	113.7	120.3	99.4	101.1	102.6	102.6	102.6	102.6
Proizvodnja el. energije, gasa i vode	113.3	121.4	115.8	95.1	95.1	95.1	102.4	102.4	102.4
Proizv. električne energije, gasa i vode	113.3	121.4	115.8	95.1	95.1	95.1	102.4	102.4	102.4
Proizv. el. energije, gasa i vode	113.3	121.4	115.8	95.1	95.1	95.1	102.4	102.4	102.4
Izabrane grupe proizvoda									
Elementi i materijal za ugrađivanje u građevinarstvu	105.4	107.0	108.1	98.1	99.6	99.4	99.5	99.5	102.1

INDEKSI CIJENA PROIZVOĐAČA INDUSTRIJSKIH PROIZVODA
PRODUCERS PRICE INDICES FOR INDUSTRIAL PRODUCTS

Ø 2008 = 100							
2008				2009			
IX	X	XI	XII	I	II	III	
104.1	104.0	103.4	99.2	98.1	98.1	96.6	Total
103.3	104.2	103.9	103.4	101.8	103.2	103.4	Mining and quarrying
104.8	104.6	103.7	94.8	93.4	93.2	90.9	Manufacturing
102.4	102.4	102.4	110.2	110.2	110.2	110.2	Electricity, gas and water supply
103.3	104.2	103.9	103.4	101.8	103.2	103.4	Mining and quarrying
101.5	101.5	101.5	101.5	101.5	101.5	101.5	Extraction of energy producing materials
101.5	101.5	101.5	101.5	101.5	101.5	101.5	Mining of coal and lignite, extraction of peat
104.8	106.2	105.8	104.9	102.1	104.6	104.8	Mining and quarr. exc. energy produc. materials
105.1	106.9	106.4	105.2	102.0	105.0	105.4	Mining of metal ores
103.1	103.3	103.3	103.3	102.8	102.8	102.4	Other mining and quarrying
104.8	104.6	103.7	94.8	93.4	93.2	90.9	Manufacturing
101.5	101.6	101.5	101.2	101.2	103.2	103.8	Manuf. of food produc., beverages and tobacco
101.7	101.8	101.7	101.4	101.3	101.6	102.3	Manufacture of food products and beverages
100.0	100.0	100.0	100.0	100.0	115.5	115.5	Manufacture of tobacco products
100.5	100.6	94.9	94.9	97.2	100.1	100.2	Manufacture of textile and textile products
99.5	99.7	99.7	99.7	99.7	99.7	99.5	Manufacture of textiles
102.3	102.3	86.0	86.1	92.7	101.0	101.4	Manufacture of wearing apparel and fur
99.1	99.1	104.7	104.7	104.7	104.7	104.7	Manufacture of leather and leather products
99.1	99.1	104.7	104.7	104.7	104.7	104.7	Manufac. of leather products and footwear
102.1	101.5	101.5	101.5	100.8	106.2	104.7	Manufacture of wood and wood products
102.1	101.5	101.5	101.5	100.8	106.2	104.7	Manufac. of wood product, cork and similar
99.3	99.6	99.6	99.6	99.6	99.6	99.6	Manufacture of paper, publishing and printing
99.7	100.9	100.9	100.9	100.9	100.9	100.9	Manufac. of pulp, paper and paper products
99.2	99.2	99.2	99.2	99.2	99.2	99.2	Publishing, printing and reproduction
105.3	105.3	105.3	105.3	106.9	106.9	106.8	Manufacture of chemical products and fibres
105.3	105.3	105.3	105.3	106.9	106.9	106.8	Manuf. of chemicals and chemical products
103.5	103.5	103.5	103.5	103.5	103.5	103.5	Manufacture of rubber and plastic products
103.5	103.5	103.5	103.5	103.5	103.5	103.5	Manufacture of rubber and plastic products
100.1	100.1	100.1	100.1	100.1	100.1	100.1	Manufacture of other non-metal minerals
100.1	100.1	100.1	100.1	100.1	100.1	100.1	Manuf. of other non-metal mineral products
107.8	107.4	106.0	87.8	84.7	81.0	76.2	Manufac. of basic metals and metal products
108.4	108.1	106.0	86.6	83.2	79.3	74.2	Manufacture of basic metals
98.9	97.2	106.5	106.5	106.5	106.5	106.5	Manuf. of metal products except machinery
99.5	99.5	99.5	99.5	99.5	99.5	99.5	Manufacture of other machinery and equipment
99.5	99.5	99.5	99.5	99.5	99.5	99.5	Manuf. of other machinery and equipment
102.6	102.6	102.6	102.6	103.5	115.8	115.8	Manufacturing n.e.c.
102.6	102.6	102.6	102.6	103.5	115.8	115.8	Manufac. of furniture and related products
102.4	102.4	102.4	110.2	110.2	110.2	110.2	Electricity, gas and water supply
102.4	102.4	102.4	110.2	110.2	110.2	110.2	Electricity, gas and water supply
102.4	102.4	102.4	110.2	110.2	110.2	100.2	Electricity, gas and water supply
							Chosen groups of products
102.1	101.5	103.7	103.7	103.3	104.6	104.3	Elements and material for building in the construction

INDEKSI POTROŠAČKIH CIJENA PO GRUPAMA PROIZVODA
RETAIL BY GROUPS OF PRODUCTS

	2008 2007	I-III 2009 I-III 2008	Ø 2008 = 100					
			2008					
			III	IV	V	VI	VII	VIII
Hleb i žitarice	111.5	104.9	98.2	98.6	99.2	99.6	99.9	100.3
Meso	104.6	109.6	96.8	97.0	97.5	99.4	99.4	101.2
Riba	108.5	103.4	97.0	98.4	98.3	99.0	99.3	99.4
Mlijeko, sir i jaja	108.2	112.5	96.7	97.1	98.1	98.7	98.6	100.4
Ulje i masti	134.3	102.5	92.1	103.1	105.5	106.7	108.2	108.6
Voće	109.0	97.1	99.0	109.1	111.4	111.6	111.6	105.4
Povrće	113.5	98.9	108.2	108.9	109.8	92.1	84.1	87.8
Šećer, med, pekmez i ost. slat.	100.5	102.1	98.4	98.7	99.1	100.7	100.7	100.5
Ostali prehrambeni proizvodi	101.5	99.5	100.1	100.7	99.5	99.6	99.6	100.3
Bezalkoholna pića	99.7	99.7	100.0	99.9	99.9	100.0	100.3	100.3
Alkoholna pića	106.4	108.7	96.2	98.5	98.8	99.9	100.7	101.1
Duvan	100.7	106.7	100.0	100.0	100.0	100.0	100.0	100.0
Materijal za odjeću	101.8	100.1	99.9	99.9	99.9	99.9	99.9	99.8
Odjeća	101.0	102.2	99.2	99.2	99.2	99.2	99.2	99.5
Ostalo za odjeću	101.5	102.5	99.1	99.1	99.1	99.1	99.2	100.5
Čišćenje i iznajmljivanje odjeće	100.3	106.9	100.4	99.7	99.7	99.7	100.2	100.2
Obuća	100.4	100.3	100.1	100.2	99.8	99.9	99.9	99.9
Popravka i iznajmljivanje obuće	100.9	103.3	98.6	98.6	98.6	98.6	101.4	101.4
Održavanje i popravke za stan	102.7	104.0	98.5	98.5	99.2	100.1	100.2	101.2
Snadbijevanje vodom	102.7	111.6	99.1	99.1	99.2	99.2	99.2	101.2
Elektr. energija, plin i ost. goriva	111.5	127.7	90.3	90.3	90.4	103.6	103.6	104.0
Namještaj i pokućstvo	100.4	96.9	100.0	100.0	100.0	99.8	99.8	100.1
Tekstilni proizvodi za kuću	101.1	101.2	99.7	99.7	99.7	99.9	99.9	99.9
Kućni aparati	101.0	102.6	99.0	98.9	99.1	99.2	99.3	100.3
Stakleno, stono posudje	101.1	99.4	100.1	100.1	100.3	100.3	100.3	100.3
Alati i oprema za kuću	96.1	100.3	99.5	100.1	100.2	100.2	100.2	100.2
Dobra i usluge za potrošnju	101.3	101.5	99.9	99.9	100.0	100.0	100.0	100.1
Zdravlje	106.0	104.2	98.8	98.7	98.8	99.8	100.6	100.6
Kupovina vozila	103.1	109.0	97.1	97.1	97.1	97.1	97.1	97.1
Oprema za održavanje vozila	109.9	84.3	96.9	97.9	101.1	108.2	110.7	105.6
Prevozne usluge	117.6	111.9	95.5	95.5	95.5	102.5	102.5	103.5
Komunikacije	117.6	100.4	100.1	100.1	100.1	100.1	100.0	100.0
Kultura i rekreacije	101.7	101.1	99.1	99.1	98.9	98.9	99.8	99.8
Obrazovanje	100.0	100.0	100.0	100.0	100.0	100.0	100.0	100.0
Restorani i hoteli	104.9	100.0	100.0	100.0	100.0	100.0	100.0	100.0
Ostala dobra i usluge	100.7	100.9	99.8	99.8	99.8	99.9	99.9	100.1

INDEKSI POTROŠAČKIH CIJENA PO GRUPAMA PROIZVODA
RETAIL BY GROUPS OF PRODUCTS

Ø 2008 = 100							
2008				2009			
IX	X	XI	XII	I	II	III	
102.0	102.1	102.4	102.4	102.5	102.7	102.7	Breads and cereals
103.3	103.3	104.5	104.5	104.8	106.4	106.5	Meat
101.3	101.3	101.5	110.2	100.7	100.8	99.5	Fish
101.2	103.5	106.1	107.9	108.6	108.2	107.8	Milk, cheese,eggs
108.5	97.7	96.4	95.0	93.6	92.4	91.2	Oils and fats
103.3	90.6	86.4	85.7	86.7	90.6	99.3	Fruit
91.4	99.1	99.0	104.2	104.4	108.0	107.6	Vegetables
100.2	100.8	101.0	101.3	101.5	101.1	100.8	Sugar, honey, jam, etc.
100.8	100.8	99.8	99.3	99.4	99.1	99.6	Other alimentary products
99.8	99.8	100.1	100.1	100.2	99.4	99.4	Non-alcoholic beverages
102.8	103.4	103.6	103.6	104.3	105.9	104.3	Alcoholic beverages
100.0	100.0	100.1	100.1	106.2	106.8	106.9	Tobacco
100.2	100.2	100.2	100.2	100.2	100.0	99.9	99.9Material for clothes
101.0	101.4	101.7	101.8	101.9	101.2	101.2	Clo101.2thes
101.4	101.4	101.4	101.4	101.4	101.7	101.7	Other for clothes
100.2	100.2	100.2	100.2	100.2	103.5	116.7	Cleaning and renting of clothes
100.0	100.0	100.0	100.1	100.4	100.4	100.2	Footwear
101.4	101.4	101.4	101.4	101.4	101.4	102.8	Repairing and renting of footwear
101.2	101.2	101.4	101.4	101.7	102.4	103.3	Maintaince and reparation of flats
101.2	101.2	101.2	101.2	110.1	110.8	110.8	Water
106.0	106.7	106.7	116.0	116.0	116.0	116.2	Electricity, petrol, and oth. fuels
100.1	100.1	100.1	100.1	100.1	97.7	92.8	Furniture and household furnish.
100.4	100.4	100.5	100.6	100.8	100.9	100.8	Textile products for house
101.3	101.3	101.6	101.6	102.2	101.6	101.1	Household aparatures
99.5	99.5	99.6	99.8	99.7	99.3	99.3	Glass, table ware
100.2	100.2	100.2	100.2	99.9	99.5	99.7	Tools and equipment for house
100.1	100.1	100.1	100.2	100.1	100.4	103.6	Goods and services for consumpt.
100.7	101.6	101.6	101.9	102.7	102.7	102.7	Health care
105.8	105.8	105.8	105.8	105.8	105.8	105.8	Buying of vehicles
105.9	104.0	92.7	86.2	78.3	82.6	81.5	Equip. for maintaining of vehicles
103.5	103.5	103.6	103.5	100.5	103.3	112.6	Transport services
99.9	99.9	99.8	99.8	99.8	99.8	101.7	Communications
101.6	101.8	101.4	101.1	100.5	100.2	100.0	Culture and recreations
100.0	100.0	100.0	100.0	100.0	100.0	100.0	Education
100.0	100.0	100.0	100.0	100.0	100.0	100.0	Restaurants and hotels
100.4	100.4	100.5	100.5	100.5	100.5	100.4	Other goods and services

**INDEKSI POTROŠAČKIH CIJENA /
CONSUMER PRICES INDEX**

Ø 2008 = 100

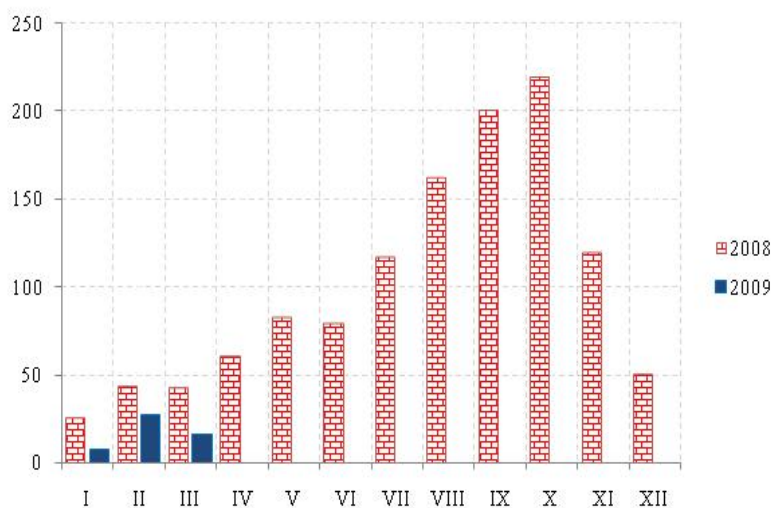
	Potrošačke cijene ukupno <i>Consumer prices- total</i>	Hrana i bezalkoholna pića <i>Food and non alcoholic beverage</i>	Alkoholna pića i duvan <i>Alcoholic beverages and tobacco</i>	Odjeća i obuća <i>Clothing and footwear</i>	Stanovanje <i>Renting</i>	Pokućstvo i oprema za kuću <i>Household furnishings</i>
2008	100.0	100.0	100.0	100.0	100.0	100.0
Ø I - III 2008	97.5	97.9	98.5	99.6	92.4	99.6
Ø I - III 2009	102.6	103.5	105.8	101.0	114.6	100.5
2008						
III	97.8	98.5	98.6	99.6	91.9	99.6
IV	98.5	99.9	99.5	99.6	91.9	99.7
V	99.1	100.6	99.6	99.4	92.0	99.7
VI	100.7	99.7	100.0	99.5	102.8	99.8
VII	100.7	99.1	100.2	99.5	102.9	99.8
VIII	100.9	100.0	100.4	99.7	103.5	100.2
IX	101.9	101.2	101.0	100.6	105.1	100.4
X	101.9	101.2	101.2	100.8	105.7	100.5
XI	101.3	101.7	101.2	101.0	105.7	100.5
XII	102.4	102.8	101.3	101.1	113.3	100.6
2009						
I	102.8	102.8	105.5	101.2	114.5	100.7
II	102.7	103.6	105.9	100.9	114.6	100.3
III	103.2	104.1	106.0	100.9	114.8	100.4
I-III 2009/I-III 2008	105.3	105.7	107.4	101.4	124.1	100.9

/ nastavak /

/ continued /

	Zdravlje <i>Health care</i>	Prevoz <i>Transport</i>	Komunikacije <i>Communications</i>	Kultura i rekreacija <i>Culture and recreation</i>	Obrazovanje <i>Education</i>	Restorani i hoteli <i>Restaurants and hotels</i>	Ostala dobra i usluge <i>Other goods and services</i>
2008	100.0	100.0	100.0	100.0	100.0	100.0	100.0
Ø I - III 2008	98.5	95.7	100.1	99.2	100.0	100.0	99.6
Ø I - III 2009	102.7	87.8	100.5	100.2	100.0	100.0	100.5
2008							
III	97.9	95.4	100.1	99.2	100.0	100.0	99.5
IV	98.7	97.4	100.1	99.2	100.0	100.0	99.8
V	98.8	100.4	100.1	98.9	100.0	100.0	99.8
VI	99.8	106.0	100.1	98.9	100.0	100.0	99.8
VII	100.6	107.7	100.0	99.8	100.0	100.0	99.9
VIII	100.6	104.3	100.0	99.8	100.0	100.0	100.1
IX	100.7	105.5	99.9	101.6	100.0	100.0	100.4
X	101.6	104.1	99.9	101.8	100.0	100.0	100.4
XI	101.6	96.0	99.8	101.4	100.0	100.0	100.5
XII	101.9	91.4	99.8	101.1	100.0	100.0	100.5
2009							
I	102.7	85.2	99.9	100.5	100.0	100.0	100.5
II	102.7	88.7	99.8	100.2	100.0	100.0	100.5
III	102.7	89.6	101.7	100.0	100.0	100.0	100.4
I-III 2009/I-III 2008	104.2	91.7	100.4	101.1	100.0	100.0	100.9

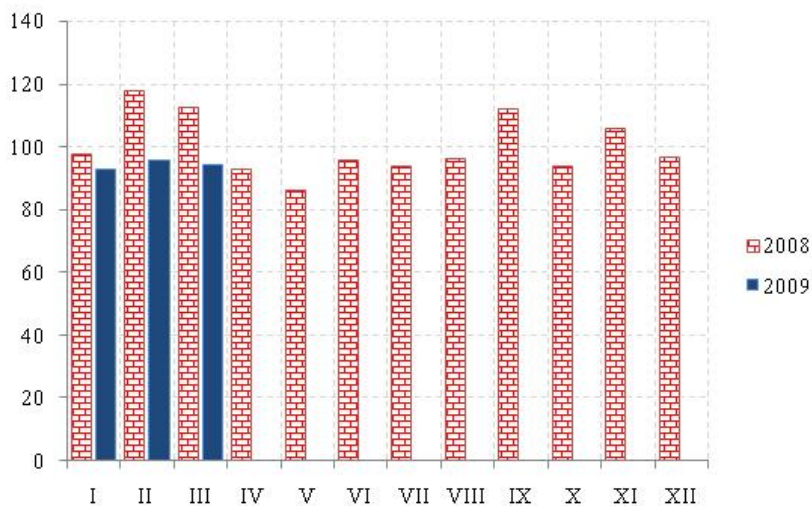
ŠUMARSTVO / FORESTRY



Ø 2008 = 100

	Indeks Index	Ukupno Total	Proizvedeni sortimenti, m³ / Production of forests assortments						
			Četinara / Conifers				Lišćara / Deciduous trees		
			trupci Saw logs	tehničko drvo Lumber	prostorno drvo Space wood	ogrijevno drvo Firewood	trupci Saw logs	prostorno drvo Space wood	ogrijevno drvo Firewood
2005	100.3	279228	166742	10156	11521	1949	47719	7460	33510
2006	115.3	325896	194057	11808	12798	1334	46736	15406	43754
2007	92.9	263787	151440	8878	12623	367	45000	14388	31091
2008	100.0	281260	160901	13090	17492	861	46467	9655	32794
Ø I - III 2008	36.8	8498	5734	609	1191	-	364	460	140
Ø I - III 2009	17.4	3730	3021	197	432	-	31	3	46
2008									
III	42.2	9505	6687	823	1506	-	233	187	69
IV	60.0	14101	8666	1325	2204	-	782	734	390
V	82.0	18992	9621	1186	939	2	4713	650	1881
VI	78.9	19244	7905	416	368	1	5837	1809	2908
VII	116.9	27227	14237	909	818	26	6690	963	3584
VIII	162.5	38907	19334	885	1803	184	9365	1324	6012
IX	200.5	45896	29335	2063	2021	280	5869	496	5832
X	219.4	50868	31036	2340	2281	175	7537	499	7000
XI	119.6	28090	16460	1500	1735	73	3711	952	3659
XII	49.9	12441	7106	638	1748	120	872	848	1109
2009									
I	8.1	1832	1304	90	364	-	-	4	70
II	27.5	5798	4867	361	541	-	-	4	25
III	16.6	3561	2891	141	392	-	92	2	43
I-III 2009/I-III 2008	47.3	43.9	52.7	32.4	36.3	-	8.5	0.7	32.9

INDUSTRIJA / INDUSTRY
INDEKSI INDUSTRIJSKE PROIZVODNJE – po sektorima
INDICES OF INDUSTRIAL PRODUCTION – by sectors



Ø 2008= 100

	INDUSTRIJA Ukupno <i>INDUSTRY Total</i>	Vađenje ruda i kamena <i>Mining and quarrying</i>	Prerađivačka industrija <i>Manufacturing</i>	Proizvodnja električne energije, gasa i vode <i>Electricity, gas and water supply</i>
2004	102.9	81.2	100.6	117.0
2005	101.0	81.3	103.6	101.3
2006	101.9	83.7	103.2	104.4
2007	102.0	85.0	112.7	75.8
2008	100.0	100.0	100.0	100.0
Ø I - III 2008	109.3	99.5	102.4	132.7
Ø I - III 2009	94.4	55.0	67.7	186.5
2008				
III	112.4	92.8	108.6	129.7
IV	92.9	60.4	97.1	91.0
V	85.8	80.7	100.2	44.9
VI	95.6	103.5	96.9	89.2
VII	93.5	77.7	104.2	66.8
VIII	96.3	154.1	99.0	69.5
IX	112.0	149.9	106.9	114.7
X	93.9	124.0	102.3	59.2
XI	105.8	105.7	100.5	121.7
XII	96.4	45.4	85.6	144.8
2009				
I	92.9	40.6	62.1	201.4
II	95.7	56.8	62.0	208.3
III	94.5	67.6	78.9	149.7
I-III 2009/I-III 2008	86.4	55.3	66.1	140.5

INDEKSI INDUSTRIJSKE PROIZVODNJE – po podsektorima
INDICES OF INDUSTRIAL PRODUCTION – by sub-sectors

Ø 2008 = 100

	Vadenje energetskih sirovina <i>Extraction of energy producing materials</i>	Vadenje ostalih sirovina i materijala <i>Mining and quarrying except energy producing materials</i>	Prehrambeni proizvodi, pića i duvan <i>Manufacture of food products, beverages and tobacco</i>	Proizvodnja tekstila i tekstilnih proizvoda <i>Manufacture of textile and textile products</i>
2004	89.5	76.7	100.4	146.6
2005	77.6	83.3	97.8	116.3
2006	91.2	79.5	88.6	135.6
2007	71.3	92.3	88.0	125.3
2008	100.0	100.0	100.0	100.0
Ø I - III 2008	115.5	91.0	68.1	181.2
Ø I - III 2009	123.0	18.6	86.9	18.6
2008				
III	113.1	81.7	80.0	208.5
IV	4.1	90.6	88.2	196.7
V	56.0	93.9	103.7	94.9
VI	104.6	102.9	121.9	203.7
VII	112.4	59.2	130.5	82.0
VIII	119.5	172.6	118.4	10.6
IX	141.7	154.3	102.3	20.4
X	110.0	131.6	108.6	18.6
XI	111.8	102.5	99.7	11.7
XII	93.6	19.6	122.4	17.9
2009				
I	107.3	4.9	74.5	20.5
II	124.8	20.4	83.8	16.1
III	136.9	30.5	102.3	19.2
I-III 2009/I-III 2008	106.5	20.4	127.6	10.3

/nastavak/

/continued/

	Proizvodnja kože i predmeta od kože <i>Manufacture of leather and leather products</i>	Prerada drveta i proizvodi od drveta <i>Manufacture of wood and wood products</i>	Proizvodnja papira, izdavanje i štampanje <i>Manufacture of paper, publishing and printing</i>	Proizvodnja hemijskih proizvoda i vlakana <i>Manufacture of chemical products and fibres</i>
2004	8.1	98.0	83.7	54.8
2005	20.3	131.2	105.9	161.7
2006	28.4	129.9	101.6	100.6
2007	46.3	131.6	107.4	153.4
2008	100.0	100.0	100.0	100.0
Ø I - III 2008	35.2	99.0	83.1	127.2
Ø I - III 2009	109.9	36.9	92.3	128.7
2008				
III	36.6	129.0	90.1	128.5
IV	-	87.1	83.4	130.0
V	32.3	77.3	84.9	104.6
VI	293.0	111.6	97.5	29.9
VII	219.8	127.0	142.4	25.9
VIII	146.5	125.2	147.6	100.7
IX	-	100.5	117.8	119.5
X	36.6	94.6	90.5	84.3
XI	219.8	101.5	86.7	143.6
XII	146.5	78.3	99.8	80.0
2009				
I	109.9	16.3	77.3	70.8
II	146.5	30.7	82.4	113.4
III	73.3	63.7	117.3	202.0
I-III 2009/I-III 2008	312.2	37.3	111.1	101.2

INDEKSI INDUSTRIJSKE PROIZVODNJE – po podsektorima
INDICES OF INDUSTRIAL PRODUCTION – by sub-sectors

Ø 2008 = 100

/nastavak /

/continued/

	Proizvodnja proizvoda od gume i plastičnih masa <i>Manufacture of rubber and plastic products</i>	Proizvodnja proizvoda od ostalih nemetalnih minerala <i>Manufacture of other non-metal minerals</i>	Proizvodnja osnovnih metala i metalnih proizvoda <i>Manufacture of basic metals and metal products</i>	Proizvodnja mašina i uređaja, ostala <i>Manufacture of other machinery and equipment</i>
2004	236.5	102.1	106.3	37.6
2005	222.8	101.7	99.2	48.5
2006	155.0	102.7	103.9	109.5
2007	157.5	102.2	114.8	105.9
2008	100.0	100.0	100.0	100.0
Ø I - III 2008	130.4	99.1	106.9	86.3
Ø I - III 2009	76.6	55.3	60.1	97.6
2008				
III	99.2	98.4	112.1	94.6
IV	132.6	93.6	93.9	106.3
V	40.6	92.6	102.3	81.3
VI	156.3	89.4	94.4	131.8
VII	157.7	101.4	104.5	122.6
VIII	108.2	111.6	95.3	39.8
IX	75.1	111.2	106.8	149.3
X	48.1	113.9	102.6	142.8
XI	66.1	107.7	95.6	161.4
XII	24.0	81.2	83.7	5.7
2009				
I	57.1	56.0	56.5	200.5
II	102.2	50.9	55.8	57.7
III	70.6	58.9	68.1	34.5
I-III 2009/I-III 2008	58.7	55.8	56.2	113.1

/nastavak /

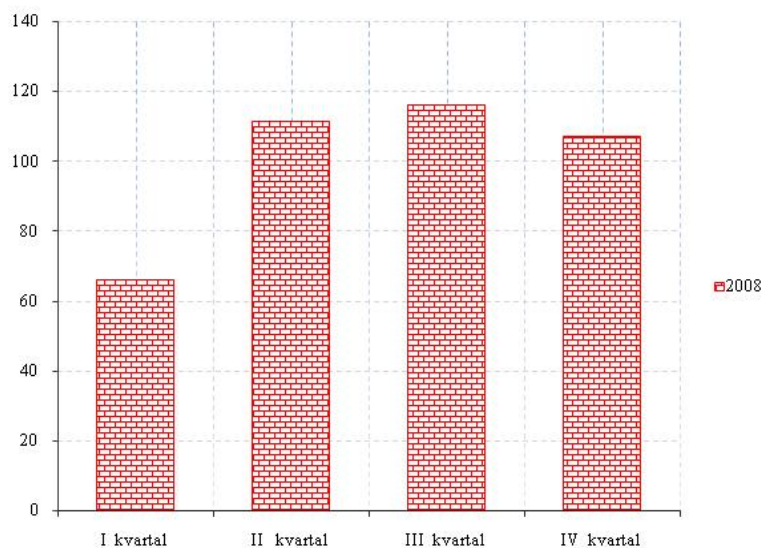
/continued/

	Proizvodnja mašina, uređaja i aparata za domaćinstvo <i>Manufacture of machines, devices and apparatus for households</i>	Proizvodnja saobraćajnih sredstava <i>Manufacture of transport equipment</i>	Prerađivačka industrija, ostala <i>Manufacturing n.e.c.</i>	Proizvodnja električne energije, gasa i vode <i>Electricity, gas and water supply</i>
2004	-	130.6	18.1	146.6
2005	165.6	121.2	25.2	116.3
2006	189.4	119.5	97.3	135.6
2007	303.9	116.7	96.1	125.3
2008	100.0	100.0	100.0	100.0
Ø I - III 2008	-	114.8	141.0	132.7
Ø I - III 2009	-	77.8	36.3	186.5
2008				
III	200.0	107.4	112.4	129.7
IV	200.0	129.6	110.6	91.0
V	200.0	88.9	126.8	44.9
VI	200.0	77.8	88.2	89.2
VII	-	103.7	107.5	66.8
VIII	-	92.6	91.2	69.5
IX	-	103.7	117.3	114.7
X	-	92.6	55.2	59.2
XI	-	107.4	30.8	121.7
XII	-	59.3	49.3	144.8
2009				
I	-	88.9	42.9	201.4
II	-	77.8	31.1	208.3
III	-	66.7	35.0	149.7
I-III 2009/I-III 2008	-	67.8	25.7	140.5

GRAĐEVINARSTVO / CONSTRUCTION

Vrijednost izvršenih radova u hiljadama EUR / Value of finalized construction works

Ø 2008 = 100

**VRIJEDNOST IZVRŠENIH I UGOVORENIH RADOVA, BROJ ZAPOSLENIH I IZVRŠENI EFEKTIVNI ČASOVI**

VALUE OF FINALIZED AND ORDERED WORKS, NUMBER OF EMPLOYEES AND FINALIZED EFFECTIVE HOURS

	Indeks <i>Index</i>	Vrijednost izvršenih radova u hiljadama EUR <i>Value of finalized construction works</i>	Prosječan broj radnika na gradilištu <i>Average number of employees</i>	Indeks <i>Index</i>	Izvršeni efektivni časovi u 000 <i>Finalized effective hours in thousands</i>	
2004	18.7	54051	2011	45.2	4514	2004
2005	25.5	73252	2343	53.5	5345	2005
2006	70.9	204248	3525	84.3	8424	2006
2007	68.6	197639	3522	82.9	8280	2007
2008	100	287931	4200	100	9994	2008
2008 I kvartal	65.9	47445	4093	88.3	2205	2008 I quarter
II kvartal	111.2	80023	4567	103.0	2574	II quarter
III kvartal	115.8	83376	4118	107.1	2676	III quarter
IV kvartal ¹⁾	107.1	77087	4021	101.6	2539	IV quarter
2009 I kvartal	-	-	-	-	-	2009 I quarter

/ nastavak/

/ continued /

	Indeks <i>Index</i>	Nove narudžbe na zgradama u hilj. EUR <i>New orders on buildings, thous. EUR</i>	Indeks <i>Index</i>	Nove narudžbe na ostalim građevinama u hilj. EUR <i>New orders on other buildings, thous. EUR</i>	
2006	116.6	99327	48.8	60720	2006
2007	164.5	140006	59.1	73539	2007
2008	100	85145	100	124524	2008
2008 I kvartal	128.5	27354	92.3	28722	2008 I quarter
II kvartal	133.4	28385	121.0	37686	II quarter
III kvartal	59.8	12730	68.3	21248	III quarter
IV kvartal	78.3	16676	118.4	36868	IV quarter
2009 I kvartal	-	-	-	-	2009 I quarter

SPOLJNA TRGOVINA / EXTERNAL TRADE ¹⁾
Izvoz i uvoz po zemljama, u hilj. EUR / Exports and imports by countries, thous EUR

	Izvoz / Export			Uvoz / Import			
	I - II	I - II	Indeks / Index	I - II	I - II	Indeks / Index	
	2008	2009	<u>I - II 2009</u> I-II 2008	2008	2009	<u>I - II 2009</u> I - II 2008	
UKUPNO	66746.8	49276.2	73.8	327025.8	218722.3	66.9	TOTAL
Evropa	65302.7	48904.1	74.9	314108.9	212162.4	67.5	Europe
Albanija	944.7	617.3	65.3	2436.4	6534.0	268.2	Albania
Austrija	26.7	300.8	1127.0	13199.7	10427.4	79.0	Austria
Belgija-Luxemburg	1.1	35.0	3151.4	1512.1	1265.3	83.7	Belgium – Luxembourg
BiH (sa Rep. Srpskom)	4187.2	1423.2	34.0	20371.1	11962.8	58.7	B&H (with RS)
Bugarska	58.5	0.0	0.0	1103.6	551.2	49.9	Bulgaria
Velika Britanija	386.1	268.7	69.6	1283.8	472.5	36.8	Great Britain
Grčka	12943.0	17557.2	135.6	24550.6	12246.9	49.9	Greece
Danska	0.1	0.0	0.0	387.7	222.6	57.4	Denmark
Italija	18564.9	8075.3	43.5	26174.2	11480.9	43.9	Italy
Mađarska	953.6	5819.1	610.2	7970.0	4532.2	56.9	Hungary
Njemačka	1114.3	1207.7	108.4	16842.3	9584.9	56.9	Germany
Slovenija	6528.4	1558.9	23.9	24525.9	11806.1	48.1	Slovenia
Poljska	0.0	0.0	0.0	2008.8	851.0	42.4	Poland
Makedonija	7.6	92.6	0.0	3734.3	2793.0	74.8	Macedonia
Rumunija	34.4	229.3	667.2	1576.5	1068.0	67.7	Romania
Ruska federacija	255.9	232.8	91.0	660.0	110.1	16.7	Russian Federation
Srbija ²⁾	13158.0	8376.5	63.7	96232.7	69299.6	72.0	Serbia
Hrvatska	1413.4	380.7	26.9	21467.1	16100.3	75.0	Croatia
Francuska	45.7	88.0	192.3	3694.4	1092.3	29.6	France
Holandija	513.0	563.1	109.8	3173.7	5608.6	176.7	Netherlands
Česka Republika	1103.9	394.7	35.8	2209.8	4047.3	183.1	Czech Republic
Švajcarska	292.9	94.9	32.4	30022.5	22330.7	74.4	Switzerland
Švedska	316.8	70.3	22.2	1101.4	433.5	39.4	Sweden
Španija	30.9	4.6	14.9	1957.8	1651.7	84.4	Spain
Turska	28.3	19.1	67.3	3681.2	1694.2	46.0	Turkey
Ostale zemlje	2393.6	1494.3	62.4	2231.5	3995.6	179.1	Other countries
Azija	1335.6	17.5	1.3	6806.8	4644.7	68.2	Asia
Irak	783.9	0.0	0.0	0.0	0.0	0.0	Irak
Izrael	15.0	6.9	45.7	218.9	140.1	64.0	Israel
Indija	0.0	0.0	0.0	66.0	53.5	81.1	India
Indonezija	0.0	0.0	0.0	64.6	37.0	57.3	Indonesia
Japan	0.0	10.6	0.0	319.6	379.5	118.8	Japan
Kina	27.3	0.0	0.0	5065.6	3384.0	66.8	China
Koreja	0.4	0.0	0.0	53.8	20.2	37.6	Korea
Tajland	0.0	0.0	0.0	57.7	118.0	204.6	Thailand
Hong Kong	0.0	0.0	0.0	548.3	222.1	40.5	Hong Kong
Ostale zemlje	509.1	0.0	0.0	412.5	290.3	70.4	Other countries
Afrika	6.4	322.2	5003.0	95.8	78.7	82.2	Africa
Egipat	6.4	322.2	5003.0	72.0	59.1	82.1	Egypt
Etiopija	0.0	0.0	0.0	0.0	0.0	0.0	Ethiopia
Libijska Araps.Džamah.	0.0	0.0	0.0	0.0	0.0	0.0	Libyan Arab.Jamahiriya
Maroko	0.0	0.0	0.0	0.0	13.4	0.0	Morocco
Tunis	0.0	0.0	0.0	0.0	0.0	0.0	Tunis
Ostale zemlje	0.0	0.0	0.0	23.9	6.3	26.3	Other countries
Amerika	96.6	32.4	33.5	5988.1	1836.4	30.7	America
Kanada	24.5	31.6	129.1	111.1	137.6	123.8	Canada
Panama	0.0	0.0	0.0	28.3	62.4	220.5	Panama
SAD	72.1	0.8	1.1	4179.4	628.1	15.0	USA
Argentina	0.0	0.0	0.0	24.1	42.1	174.7	Argentina
Brazil	0.0	0.0	0.0	1312.7	737.1	56.2	Brazil
Ekvador	0.0	0.0	0.0	13.9	217.7	1569.8	Ecuador
Kolumbija	0.0	0.0	0.0	0.0	0.0	0.0	Columbia
Peru	0.0	0.0	0.0	0.0	0.0	0.0	Peru
Devičanska ostrva	0.0	0.0	0.0	149.9	0.5	0.3	The Virgin Islands
Ostale zemlje	0.0	0.0	0.0	168.7	10.9	6.4	Other countries
Australija i Okeanija	5.5	0.0	0.0	26.2	0.0	0.0	Australia and Oceania
Australija	5.5	0.0	0.0	0.7	0.0	0.0	Australia
Novi Zeland	0.0	0.0	0.0	3.6	0.0	0.0	New Zealand
Ostale zemlje	0.0	0.0	0.0	22.0	0.0	0.0	Other countries

¹⁾ Predhodni podaci²⁾ Za 2008 bez podataka za Kosovo i Metohiju¹⁾ Previous data²⁾ Without data for Kosovo and Metohia in 2008

SPOLJNA TRGOVINA / EXTERNAL TRADE
Izvoz i uvoz robe, hilj. EUR / Exports and imports of goods, thous EUR

	Izvoz / Export			Uvoz / Import			
	I - II	I - II	Indeks /	I - II	I - II	Indeks /	
	2008	2009	<u>I - II 2009</u> I - II 2008	2008	2009	<u>I - II 2009</u> I - II 2008	
Ukupno	66746.8	49276.2	73.8	327025.8	218722.3	66.9	Total
Zive zivotinje	0.0	2.7	0.0	1632.1	1920.5	117.7	Live animals
Meso i drugi klanični proizvodi za jelo	302.4	289.9	95.9	8286.1	10620.6	128.2	Meat and edible meat offal
Ribe, ljuskari, mekušci i ostali vodeni beskičmenjaci	17.1	11.5	66.9	439.5	482.3	109.7	Fish and crustaceans, molluscs and other aquatic invertebrates
Mlijeko i proizvodi od mlijeka, živinska i ptičja jaja, prirodni med, jestivi proizvodi životinskog porijekla, nepomenuti niti obuhvaćeni na drugom mjestu	1.5	0.7	47.4	4537.5	4733.4	104.3	Dairy produce; birds' eggs; natural honey; edible products of animal origin, not elsewhere specified or included
Proizvodi životinskog porijekla, na drugom mjestu nepomenuti niti obuhv.	2.1	0.0	0.0	49.5	31.9	64.5	Products of animal origin, not elsewhere specified or included
Živo drveće i druge biljke; lukovice, korijenje i slično; siječeno cvijeće i ukrasno lišće	0.0	0.6	0.0	644.3	224.0	34.8	Live trees and other plants; bulbs, roots and the like; cut flowers and ornamental foliage
Povrće, korijenje i krtole za jelo	14.7	85.6	580.7	1215.9	1023.4	84.2	Edible veg. and certain roots and tub.
Voće za jelo, uključujući jezgrasto voće; kore agruma ili dinja i lubenica	0.0	6.7	0.0	1460.2	1452.4	99.5	Edible fruit and nuts; peel of citrus fruits or melons
Kafa, čaj, mate čaj i začini	5.5	0.0	0.0	2078.6	1536.9	73.9	Coffee, tea, maté and spices
Žitarice	0.0	0.0	0.0	1055.8	591.1	56.0	Cereals
Proizvodi mlinske industrije; slad; skrob; inulin; gluten od pšenice	49.6	176.7	356.3	3413.9	2095.0	61.4	Products of the milling industry; malt; starches; inulin; wheat gluten
Uljano sjemenje i plodovi; razno zrnevlje, sjeme i plodovi; industrijsko i ljekovito bilje; slama i stočna hrana (kabasta)	17.0	19.0	112.3	362.0	274.0	75.7	Oil seeds and oleaginous fruits; miscel-laneous grains, seeds and fruit; indust-rial or medicinal plants; straw and fodd
Seljak; gume, smole i ostali biljni sokovi i ekstrakti	0.0	0.0	0.0	8.3	5.2	63.3	Lac; gums, resins and other vegetable saps and extracts
Biljni materijali za pletarstvo; biljni proiz na drugom mjestu nepomenuti niti obuh.	0.0	0.0	0.0	3.5	0.5	15.2	Vegetable plaiting materials; vegetable produc. not elsewhere specified or incl.
Masnoće i ulja životinskog ili biljnog porijekla i proizvodi njihovog razlaganja; prerađene jestive masnoće; voskovi životinskog i biljnog porijekla	35.3	7.9	22.4	1383.1	1553.9	112.4	Animal or vegetable fats and oils and their cleavage products; prepared edible fats; animal or vegetable waxes
Prerađevine od mesa, riba, ljuskara, mekušaca ili ostalih vodenih beskičmenjaka	140.1	323.4	230.8	2642.8	2458.0	93.0	Preparations of meat, of fish or of crustaceans, molluscs or other aquatic invertebrates
Šećer i proizvodi od šećera	35.4	57.2	161.8	1172.0	969.8	82.7	Sugars and sugar confectionery
Kakao i proizvodi od kakaa	42.8	0.0	0.0	2073.8	2319.9	111.9	Cocoa and cocoa preparations
Proizvodi na bazi žitarica, brašna, skroba ili mlijeka; poslastičarski proizvodi	129.4	101.5	78.4	2932.1	2585.4	88.2	Preparations of cereals, flour, starch or milk; pastrycooks' products
Proizvodi od povrća, voća, uključujući jezgrasto voće, i ostalih dijelova bilja	21.1	25.1	119.0	2594.3	2354.5	90.8	Preparations of vegetables, fruit, nuts or other parts of plants
Razni proizvodi za ishranu	16.2	171.8	1061.2	1987.9	2134.4	107.4	Miscellaneous edible preparations
Pića, alkoholi i sirće	3882.8	2169.7	55.9	4814.1	3657.6	76.0	Beverages, spirits and vinegar
Ostaci i otpaci prehrambene industrije; pripremljena hrana za životinje	0.0	25.8	0.0	2218.2	1441.1	65.0	Residues and waste from the food industries; prepared animal fodder
Duvan i proizvodi zamjene duvana	2710.4	494.0	18.2	2328.2	1931.3	83.0	Tobacco and manuf. tobacco substitut.
So; sumpor; zemlja i kamen; gips, kreč i cement	184.3	78.4	42.5	7423.2	3841.3	51.7	Salt; sulphur; earths and stone; plastering materials, lime and cement
Rude, zgure i pepeo	11.6	0.0	0.0	8.1	0.0	0.0	Ores, slag and ash
Mineralna goriva, mineralna ulja i proizvodi njihove destilacije; bitumenozne materije; mineralni voskovi	1222.2	1141.9	93.4	62765.6	41734.0	66.5	Mineral fuels, mineral oils and products of their distillation; bituminous substances; mineral waxes
Neorganski hemijski proizvodi; organska ili neorganska jedinjenja plemenitih metala, metala rijetkih zemlji, radioaktivnih elemenata i izotopa	0.6	4.5	743.8	1560.4	971.2	62.2	Inorganic chemicals; organic or norga-nic compounds of precious metals, of rare-earth metals, of radioactive lemen-ts or of isotopes
Organski hemijski proizvodi	0.7	15.3	2327.1	453.9	632.7	139.4	Organic chemicals
Farmaceutski proizvodi	1258.4	1221.8	97.1	6919.3	6657.3	96.2	Pharmaceutical products
Đubriva	0.0	0.1	0.0	701.5	352.6	50.3	Fertilisers
Ekstrati za štavljenje ili bojenje; tanini i njihovi derivati; boje, pigmenti i ostale materije za bojenje; boje i lakovi; kitovi i ostale zaptivne mase; mastila	0.4	12.4	2763.8	2761.6	1980.4	71.7	Tanning or dyeing extracts; tannins and their derivatives; dyes, pigments and other colouring matter; paints and varnishes; putty and other mastics; inks
Eterična ulja i rezinoidi; parfimerijski, kozmetički i toaletni proizvodi	409.0	447.1	109.3	3249.4	2166.2	66.7	Essential oils and resinoids; perfu-mery, cosmetic or toilet preparations

SPOLJNA TRGOVINA / EXTERNAL TRADE
Izvoz i uvoz robe, hilj. EUR / Exports and imports of goods, thous EUR

	Izvoz / Export			Uvoz / Import			
	I- II 2008	I- II 2009	Indeks / Index I- II 2009 I-II 2008	I- II 2008	I- II 2009	Indeks / Index I- II 2009 I-II 2008	
Sapun, organska površinska aktivna sredstva, preparati za pranje, preparati za podmazivanje, vještački voskovi, pripremljeni voskovi, preparati za poliranje i čišćenje, svijeće i slični proizvodi, paste za modelovanje "zubarski voskovi" i zubarski preparati n	60.9	19.5	32.0	2306.9	2009.7	87.1	Soap, organic surface-active agents, washing preparations, lubricating preparations, artificial waxes, prepared waxes, polishing or scouring preparati-ons, candles and similar articles, modelling pastes, 'dental waxes' and dental preparatio
Bjelančevinaste materije; modifikovani skrobovi; lijepkovi; enzimi	1.5	0.0	0.0	492.0	280.6	57.0	Albuminoidal substances; modified starches; glues; enzymes
Eksplozivi; pirotehnički proizvodi; šibice; piroforne legure; zapaljivi preparati	48.7	15.2	31.3	190.2	113.7	59.8	Explosives; pyrotechnic products; matches; pyrophoric alloys; certain combustible preparations
Proizvodi za fotografske ili kinematografske svrhe	7.1	4.7	66.1	293.6	126.0	42.9	Photographic or cinematographic goods
Razni proizvodi hemijske industrije	17.1	1.1	6.3	2374.8	2446.7	103.0	Miscellaneous chemical products
Plastične mase i proiz. od plastičnih masa	44.1	32.3	73.3	7847.4	5997.4	76.4	Plastics and articles thereof
Kaučuk i proizvodi od kaučuka i gume	23.8	5.8	24.5	2164.7	1222.8	56.5	Rubber and articles thereof
Sirova sitna i krupna koža, sa dlakom ili bez dlake (osim krzna) i štavljena koža	367.0	246.4	67.1	20.6	51.3	249.3	Raw hides and skins (other than furskins) and leather
Proizvodi od kože, sedlarski i sarački proizvodi, predmeti za putovanje, ručne torbe i slični kontejneri i proizvodi od životinjskih crijeva (osim svilenog ketguta)	17.3	5.6	32.5	944.9	639.3	67.7	Articles of leather; saddlery and harness; travel goods, handbags and similar containers; articles of animal gut (other than silkworm gut)
Prirodno i vještačko krzno; proizvodi od krzna	0.0	0.0	0.0	1.6	0.0	1.5	Furskins and artificial fur; manufactures thereof
Drvo i proizvodi od drveta; drveni ugalj	1555.7	1083.4	69.6	4356.2	2562.2	58.8	Wood and artic. of wood; wood charcoal
Pluta i proizvodi od plute	0.0	0.0	0.0	286.5	175.4	61.2	Cork and articles of cork
Proizvodi od slame, esparta ili ostalih materijala za pletariju; korparskih i pletarskih proizvoda	0.0	0.1	2038.7	38.4	16.9	44.0	Manufactures of straw, of esparto or of other plaiting materials; basketware and wickerwork
Celuloza od drveta ili drugih vlaknastih celuloznih materijala; hartija i karton (otpaci i ostaci) za ponovnu preradu	40.2	60.2	149.7	0.1	0.0	48.5	Pulp of wood or of other fibrous cellulosic material; recovered (waste and scrap) paper or paperboard
Hartija i karton; proizvodi od hartijine pulpe, hartije ili kartona	245.6	227.7	92.7	3869.5	3555.7	91.9	Paper and paperboard; articles of paper pulp, of paper or of paperboard
Štampane knjige, novine, slike i ostali proizvodi grafičke industrije, rukopisi, kucani tekstovi i planovi	111.6	299.5	268.3	2043.3	2135.9	104.5	Printed books, newspapers, pictures and other products of the printing industry; manuscripts, typescripts and plans
Svila	0.0	0.0	0.0	10.4	0.5	4.7	Silk
Vuna, fina ili gruba životinjska dlaka, predivo i tkanine od konjske dlake	0.0	13.8	0.0	10.3	12.2	119.2	Wool, fine or coarse animal hair; horsehair yarn and woven fabric
Pamuk	28.4	2.8	9.8	151.8	94.6	62.3	Cotton
Ostala biljna tekstilna vlakna; predivo od hartije i tkanine od prediva od hartije	0.0	0.1	0.0	6.0	1.0	17.1	Other vegetable textile fibres; paper yarn and woven fabrics of paper yarn
Vještački ili sintetički filamenti	0.8	0.1	14.2	50.7	53.1	104.9	Man-made filaments
Vještačka ili sintetička vlakna, sječena Vata, filc i netkani materijal; specijalna prediva; kanapi, užad, konopci i kablovi i proizvodi od njih	0.0	0.0	0.0	216.1	97.7	45.2	Man-made staple fibres
Tepisi i ostali tekstilni podni pokrivači	0.1	2.5	5020.4	231.3	120.9	52.3	Wadding, felt and nonwovens; special yarns; twine, cordage, ropes and cables and articles thereof
Specijalne tkanine; taftovani tekstilni proizv.; čipke; tapiserije; pozamanterija, vez	0.4	0.0	5.0	564.9	315.9	55.9	Carpets and other textile floor cover. Special woven fabrics; tufted textile fabri-cs; lace; tapestries; trimmings; embroid.
Tekst. tkanine, impregnisane, premazane, prevučene, prekrivene ili laminirane, tekstilni proizvodi pogodni za tehn. svrhe	0.1	0.1	122.0	78.8	7.4	9.4	Impregnated, coated, covered or laminated textile fabrics; textile articles of a kind suitable for industrial use
Pleteni ili kukičani materijali	0.0	0.0	0.0	29.6	5.8	19.6	Knitted or crocheted fabrics
Odjeća i pribor za odjeću, pleteni ili kukičani	27.8	26.4	94.9	1472.1	1363.2	92.6	Articles of apparel and clothing accessories, knitted or crocheted
Odjeća i pribor za odjeću, osim pletenih ili kukičanih proizvoda	95.6	59.3	62.1	4065.5	3090.1	76.0	Articles of apparel and clothing accessories, not knitted or crocheted
Ostali gotovi proizvodi od tekstila; setovi, iznošena, dotrajala odjeća i dotrajali proizvodi od tekstila; krpe	0.6	0.9	144.8	636.9	614.8	96.5	Other made-up textile articles; sets; worn clothing and worn textile articles; rags
Obuća, kamašne i slični proizvodi; dijelovi tih proizvoda	111.8	27.2	24.3	3668.5	3037.5	82.8	Footwear, gaiters and the like; parts of such articles

SPOLJNA TRGOVINA / EXTERNAL TRADE
Izvoz i uvoz robe, hilj. EUR / Exports and imports of goods, thous EUR

/ nastavak /

/ continued /

	Izvoz / Export			Uvoz / Import			
	I- II	I- II	Indeks /	I- II	I- II	Indeks /	
	2008	2009	Index I- II 2009 I-II 2008	2008	2009	Index I- II 2009 I-II 2008	
Šeširi, kape i ost. pokrivke za glavu i djel.	0.0	0.3	0.0	58.3	35.6	61.1	Headgear and parts thereof
Kišobrani, suncobrani, štapovi, štapovi- stolice, bičevi, korbači i njihovi dijelovi	0.2	0.0	1.0	113.0	65.2	57.7	Umbrellas, sun umbrellas, walking- sticks, seat-sticks, whips, riding-crops and parts thereof
Perje i paperje, preparirano i proizvodi izradjeni od perja i paperja; vještačko cvijeće; proizvodi od ljudske kose	0.0	0.3	0.0	28.0	18.7	66.6	Prepared feathers and down and arti- cles made of feathers or of down; arti- ficial flowers; articles of human hair
Proizvodi od kamena, gipsa, cementa, betona, azbesta, liskuna ili sličnih mater.	47.9	45.9	95.9	2459.9	1297.0	52.7	Articles of stone, plaster, cement, asbestos, mica or similar materials
Keramički proizvodi	19.4	0.7	3.8	7490.1	3889.7	51.9	Ceramic products
Staklo i proizvodi od stakla	16.7	1.6	9.7	2177.4	1750.3	80.4	Glass and glassware
Prirodni ili kultivisani biseri, drago ili polu- drago kamenje, plemeniti metali, metali platinirani plemenitim metalima, i proizvodi od njih; imitacije nakita; metalni novac	34.2	5.3	15.6	162.9	180.7	110.9	Natural or cultured pearls, precious or semi-precious stones, precious metals, metals clad with precious metal, and artic. thereof; imitation jewellery; coin
Gvožđe i čelik	11307.2	4822.4	42.6	19049.2	9159.2	48.1	Iron and steel
Proizvodi od gvožđa i čelika	3124.6	1738.6	55.6	12309.7	5915.5	48.1	Articles of iron or steel
Bakar i proizvodi od bakra	895.2	52.2	5.8	592.4	182.7	30.8	Copper and articles thereof
Nikl i proizvodi od nikla	0.0	0.0	0.0	294.0	12.2	4.1	Nickel and articles thereof
Aluminijum i proizvodi od aluminijuma	32367.4	30023.7	92.8	4321.5	2642.7	61.2	Aluminium and articles thereof
Olovo i proizvodi od olova	16.2	0.0	0.0	10.7	9.0	84.3	Lead and articles thereof
Cink i proizvodi od cinka	0.0	0.0	0.0	74.7	39.6	53.0	Zinc and articles thereof
Kalaj i proizvodi od kalaja	0.0	0.0	0.0	2.6	1.2	45.8	Tin and articles thereof
Ostali prosti metali; kremeti; proiz. od njih	0.0	0.0	0.0	6.5	6.9	106.4	Other base metals; cermets; art. thereof
Alati, nožarski proizvodi, kašike i viljuške, od prostih metala; njihovi dijelovi od prostih metala	3.7	33.5	905.1	977.0	577.1	59.1	Tools, implements, cutlery, spoons and forks, of base metal; parts thereof of base metal
Razni proizvodi od prostih metala	193.4	110.9	57.4	1382.8	873.5	63.2	Miscellaneous articles of base metal
Reaktori, kotlovi, mašine i mehanički uredjaji i njihovi dijelovi	1777.3	2048.4	115.3	28396.7	13916.1	49.0	Reactors, boilers, machinery and mechanical appliances; parts ther.
Električne mašine i oprema i njihovi dije- lovi; aparati za snimanje i reprodukciju zvuka; televizijski aparati za snimanje i reprodukciju slike i zvuk, dijelovi i pribor za te proizvode	1439.6	328.8	22.8	24028.2	13786.0	57.4	Electrical machinery and equipment and parts thereof; sound recorders and reproducers, television image and sound recorders and reproducers, and parts and accessories of such articles
Šinska vozila i njihovi dijelovi; željeznički i tramvajski kolosječni sklopovi i pribor i njihovi dijelovi, mehanička i elektromehanička signalna oprema za saobraćaj svih vrsta	11.3	0.0	0.0	405.0	231.4	57.1	Railway or tramway locomotives, rolling- stock and parts thereof; railway or tramway track fixtures and fittings and parts thereof; mechanical (including electro-mechanical) traffic signalling equipment of all kinds
Vozila, osim željezničkih ili tramvajskih šinskih vozila i njihovi dijelovi i pribor	332.3	464.1	139.7	34104.9	12463.0	36.5	Vehicles other than railway or tramway rolling-stock, and parts and acc. Ther.
Vazduhopl., kosmičke letjelice i njihovi dj.	10.8	63.6	591.4	64.8	6779.2	10461.4	Aircraft, spacecraft, and parts thereof
Brodovi, čamci i ploveće konstrukcije	21.3	49.6	232.9	178.6	73.5	41.1	Ships, boats and floating structures
Optički, fotografski, kinematografski, mjerni, kontrolni, precizni, medicinski i hirurški instrumenti i aparati; njihovi dijelovi i pribor	160.6	24.6	15.3	3393.0	2564.8	75.6	Optical, photographic, cinematograp- hic, measuring, checking, precision, medical or surgical instruments and apparatus; parts and accessories ther.
Časovnici i njihovi dijelovi	26.8	1.2	4.5	230.2	207.1	90.0	Clocks and watches and parts thereof
Muzički instrumenti, dijelovi i pribor ovih proizvoda	4.0	0.0	0.0	61.4	36.4	59.3	Musical instruments; parts and accessories of such articles
Namještaj, posteljina, madraci, nosači madraca, jastuci i slični punjeni proizvodi; lampe i druga svjetleća tijela, na drugom mjestu nepomenuti ili uključeni; osvijetljeni znaci, osvijetljene pločica imenima i slično, montažne zgrade	96.8	131.7	136.1	9394.3	5399.9	57.5	Furniture; bedding, mattresses, mattress supports, cushions and similar stuffed furnishings; lamps and lighting fittings, not elsewhere specified or included; illuminated signs, illuminated name- plates and the like; prefabricated build.
Igračke, rekviziti za društvene igre i sport; njihovi dijelovi i pribor	30.6	14.7	47.9	1079.8	912.7	84.5	Toys, games and sports requisites; parts and accessories thereof
Razni proizvodi	2.3	2.3	98.4	349.9	313.4	89.6	Miscellaneous manufactured articles
Predmeti umjetnosti, kolekcija i starina	27.3	234.1	857.6	25.8	5.9	22.8	Works of art, collectors' pieces and ant.
Nerazvrstani	1457.6	51.2	3.5	110.8	456.8	412.2	Other

SPOLJNA TRGOVINA / EXTERNAL TRADE ¹⁾
Izvoz i uvoz po zemljama, u hilj. EUR / Exports and imports by countries, thous EUR

	Izvoz / Export			Uvoz / Import			
	I- III 2008	I- III 2009	Indeks / Index I- III 2009 I-III 2008	I- III 2008	I- III 2009	Indeks / Index I- III 2009 I-III 2008	
UKUPNO	96830.7	73388.7	75.8	536160.9	349042.6	65.1	TOTAL
Evropa	95119.7	72991.9	76.7	518345.9	339191.5	65.4	Europe
Albanija	1526.5	934.2	61.2	4591.5	8019.4	174.7	Albania
Austrija	85.7	474.5	553.4	22090.5	15715.2	71.1	Austria
Belgija-Luxemburg	1.1	35.0	3151.4	2205.4	1205.8	54.7	Belgium – Luxembourg
BiH (sa Rep. Srpskom)	5591.9	2719.5	48.6	33892.8	20922.3	61.7	B&H (with RS)
Bugarska	79.0	0.1	0.1	1893.0	1022.6	54.0	Bulgaria
Velika Britanija	566.2	289.0	51.0	1800.7	649.0	36.0	Great Britain
Grčka	16763.2	25728.7	153.5	36381.3	17636.7	48.5	Greece
Danska	0.1	0.0	0.0	645.8	292.1	45.2	Denmark
Italija	26326.5	9118.2	34.6	44421.3	21074.9	47.4	Italy
Mađarska	1045.4	6702.1	641.1	12770.1	6773.4	53.0	Hungary
Njemačka	2037.4	1973.1	96.8	29595.7	15849.4	53.6	Germany
Slovenija	8437.2	5281.1	62.6	37801.7	21671.3	57.3	Slovenia
Poljska	1.1	0.0	0.0	2661.2	1639.1	61.6	Poland
Makedonija	130.4	326.6	250.5	6048.2	4498.4	74.4	Macedonia
Rumunija	62.8	229.3	365.1	3231.8	3340.3	103.4	Romania
Ruska federacija	255.9	309.0	120.8	814.3	368.1	45.2	Russian Federation
Srbija ²⁾	22542.9	13876.4	61.6	167304.6	120627.3	72.1	Serbia
Hrvatska	2032.3	589.4	29.0	35054.6	27662.0	78.9	Croatia
Francuska	49.3	92.7	188.1	6064.8	1957.8	32.3	France
Holandija	1013.1	834.4	82.4	5869.3	7434.9	126.7	Netherlands
Česka Republika	1598.1	688.8	43.1	4653.1	5042.5	108.4	Czech Republic
Švajcarska	742.0	94.9	12.8	41432.7	23094.6	55.7	Switzerland
Švedska	333.4	127.3	38.2	2953.6	604.4	20.5	Sweden
Španija	30.9	4.6	14.9	3463.1	3115.0	89.9	Spain
Turska	40.4	19.1	47.2	5741.9	2599.8	45.3	Turkey
Ostale zemlje	3827.2	2544.1	66.5	4962.9	6375.5	128.5	Other countries
Azija	1431.3	24.1	1.7	9603.3	6795.1	70.8	Asia
Irak	873.6	0.0	0.0	0.0	0.0	0.0	Irak
Izrael	15.0	6.9	45.7	224.3	549.4	245.0	Israel
Indija	0.0	0.0	0.0	153.6	77.4	50.4	India
Indonezija	0.0	0.0	0.0	78.2	52.2	66.7	Indonesia
Japan	0.0	10.6	0.0	391.1	555.1	141.9	Japan
Kina	27.3	0.0	0.0	7215.9	4584.5	63.5	China
Koreja	0.4	0.0	0.0	75.6	20.4	26.9	Korea
Tajland	0.0	0.0	0.0	109.6	153.2	139.8	Thailand
Hong Kong	0.0	0.0	0.0	764.4	233.1	30.5	Hong Kong
Ostale zemlje	515.1	6.6	1.3	590.6	569.8	96.5	Other countries
Afrika	174.8	334.1	191.1	159.0	234.6	147.5	Africa
Egipat	140.6	326.1	232.0	131.4	165.6	126.0	Egypt
Etiopija	0.0	0.0	0.0	0.0	0.0	0.0	Ethiopia
Libijska Araps.Džamah.	0.0	0.0	0.0	0.0	0.0	0.0	Libyan Arab.Jamahiriya
Maroko	0.0	0.0	0.0	0.0	58.2	0.0	Morocco
Tunis	0.0	0.0	0.0	0.0	4.6	0.0	Tunis
Ostale zemlje	34.2	8.0	23.2	27.7	6.3	22.7	Other countries
Amerika	99.4	38.6	38.8	8026.5	2815.9	35.1	America
Kanada	24.5	31.6	129.1	215.5	186.1	86.4	Canada
Panama	0.0	0.0	0.0	69.0	109.3	158.4	Panama
SAD	72.1	7.0	9.7	5208.5	871.1	16.7	USA
Argentina	0.0	0.0	0.0	67.2	54.8	81.5	Argentina
Brazil	0.0	0.0	0.0	1875.9	1169.9	62.4	Brazil
Ekvador	0.0	0.0	0.0	135.2	393.4	290.9	Ecuador
Kolumbija	0.0	0.0	0.0	0.0	0.0	0.0	Columbia
Peru	0.0	0.0	0.0	0.0	0.0	0.0	Peru
Devičanska ostrva	0.0	0.0	0.0	238.6	0.5	0.2	The Virgin Islands
Ostale zemlje	2.8	0.0	0.0	216.6	30.8	14.2	Other countries
Australija i Okeanija	5.5	0.0	0.0	26.2	5.6	21.2	Australia and Oceania
Australija	5.5	0.0	0.0	0.7	5.6	829.9	Australia
Novi Zeland	0.0	0.0	0.0	3.6	0.0	0.0	New Zealand
Ostale zemlje	0.0	0.0	0.0	22.0	0.0	0.0	Other countries

¹⁾ Predhodni podaci²⁾ Za 2008 bez podataka za Kosovo i Metohiju¹⁾ Previous data²⁾ Without data for Kosovo and Metohia in 2008

SPOLJNA TRGOVINA / EXTERNAL TRADE
Izvoz i uvoz robe, hilj. EUR / Exports and imports of goods, thous EUR

	Izvoz / Export			Uvoz / Import			
	I-III 2008	I- III 2009	Indeks / Index	I- III 2008	I- III 2009	Indeks / Index	
			I- III 2009 I-III 2008			I- III 2009 I-III 2008	
Ukupno	96830.7	73388.7	75.8	536160.9	349042.6	65.1	Total
Zive zivotinje	0.1	4.2	4228.8	2740.2	3261.5	119.0	Live animals
Meso i drugi klanični proizvodi za jelo	459.6	484.0	105.3	11580.2	14568.7	125.8	Meat and edible meat offal
Ribe, ljuskari, mekušci i ostali vodeni beskičmenjaci	22.9	18.1	79.0	725.1	873.3	120.4	Fish and crustaceans, molluscs and other aquatic invertebrates
Mlijeko i proizvodi od mlijeka, živinska i ptičja jaja, prirodni med, jestivi proizvodi životinskog porijekla, nepomenuti niti obuhvaćeni na drugom mjestu	3.5	0.8	22.9	7743.0	7399.3	95.6	Dairy produce; birds' eggs; natural honey; edible products of animal origin, not elsewhere specified or included
Proizvodi životinskog porijekla, na drugom mjestu nepomenuti niti obuhv.	2.1	0.0	0.0	50.7	51.8	102.2	Products of animal origin, not elsewhere specified or included
Živo drveće i druge biljke; lukovice, korijenje i slično; siječeno cvijeće i ukrasno lišće	0.0	1.0	0.0	1154.7	651.8	56.4	Live trees and other plants; bulbs, roots and the like; cut flowers and ornamental foliage
Povrće, korijenje i krtole za jelo	15.2	86.0	567.0	2049.9	1785.2	87.1	Edible veg. and certain roots and tub.
Voće za jelo, uključujući jezgrasto voće; kore agruma ili dinja i lubenica	0.0	6.7	0.0	2419.3	2542.0	105.1	Edible fruit and nuts; peel of citrus fruits or melons
Kafa, čaj, mate čaj i začini	8.3	1.4	17.4	3198.7	2353.3	73.6	Coffee, tea, maté and spices
Žitarice	0.0	7.5	0.0	1347.5	1940.7	144.0	Cereals
Proizvodi mlinske industrije; slad; skrob; inulin; gluten od pšenice	82.5	250.0	303.1	5341.6	3326.1	62.3	Products of the milling industry; malt; starches; inulin; wheat gluten
Uljano sjemenje i plodovi; razno zrnjevlje, sjeme i plodovi; industrijsko i ljekovito bilje; slama i stočna hrana (kabasta)	33.3	29.1	87.4	542.8	527.1	97.1	Oil seeds and oleaginous fruits; miscel-laneous grains, seeds and fruit; indust-rial or medicinal plants; straw and fodd
Seljak; gume, smole i ostali biljni sokovi i ekstrakti	0.0	0.0	0.0	20.6	12.3	59.4	Lac; gums, resins and other vegetable saps and extracts
Biljni materijali za pletarstvo; biljni proiz na drugom mjestu nepomenuti niti obuh.	0.0	0.0	0.0	3.6	0.6	17.7	Vegetable plaiting materials; vegetable produc. not elsewhere specified or incl.
Masnoće i ulja životinskog ili biljnog porijekla i proizvodi njihovog razlaganja; prerađene jestive masnoće; voskovi životinskog i biljnog porijekla	35.3	30.3	85.9	3360.0	2667.4	79.4	Animal or vegetable fats and oils and their cleavage products; prepared edible fats; animal or vegetable waxes
Prerađevine od mesa, riba, ljuskara, mekušaca ili ostalih vodenih beskičmenjaka	219.0	587.3	268.1	4362.6	4141.3	94.9	Preparations of meat, of fish or of crustaceans, molluscs or other aquatic invertebrates
Šećer i proizvodi od šećera	51.7	78.3	151.6	2013.1	1655.7	82.2	Sugars and sugar confectionery
Kakao i proizvodi od kakaa	96.3	0.0	0.0	3692.9	4016.4	108.8	Cocoa and cocoa preparations
Proizvodi na bazi žitarica, brašna, skroba ili mlijeka; poslastičarski proizvodi	277.9	150.9	54.3	5078.6	4873.8	96.0	Preparations of cereals, flour, starch or milk; pastrycooks' products
Proizvodi od povrća, voća, uključujući jezgrasto voće, i ostalih dijelova bilja	37.2	53.1	142.5	4233.6	3987.4	94.2	Preparations of vegetables, fruit, nuts or other parts of plants
Razni proizvodi za ishranu	18.0	185.2	1030.0	3358.2	3621.0	107.8	Miscellaneous edible preparations
Pića, alkoholi i sirće	5671.4	3449.0	60.8	8317.5	6200.5	74.5	Beverages, spirits and vinegar
Ostaci i otpaci prehrambene industrije; pripremljena hrana za životinje	0.0	47.7	0.0	3344.9	2236.6	66.9	Residues and waste from the food industries; prepared animal fodder
Duvan i proizvodi zamjene duvana	2798.4	651.9	23.3	3692.6	3611.7	97.8	Tobacco and manuf. tobacco substitut.
So; sumpor; zemlja i kamen; gips, kreč i cement	258.8	279.9	108.1	13498.4	7388.0	54.7	Salt; sulphur; earths and stone; plastering materials, lime and cement
Rude, zgure i pepeo	26.2	0.0	0.0	39.5	0.0	0.0	Ores, slag and ash
Mineralna goriva, mineralna ulja i proizvodi njihove destilacije; bitumenozne materije; mineralni voskovi	1776.4	1568.7	88.3	91442.4	51157.4	55.9	Mineral fuels, mineral oils and products of their distillation; bituminous substances; mineral waxes
Neorganski hemijski proizvodi; organska ili neorganska jedinjenja plemenitih metala, metala rijetkih zemlji, radioaktivnih elemenata i izotopa	1.0	4.7	488.0	1898.1	3051.9	160.8	Inorganic chemicals; organic or norga-nic compounds of precious metals, of rare-earth metals, of radioactive lemen-ts or of isotopes
Organski hemijski proizvodi	1.3	15.3	1191.7	629.8	908.5	144.2	Organic chemicals
Farmaceutski proizvodi	1989.5	1851.3	93.1	10700.3	9987.5	93.3	Pharmaceutical products
Đubriva	0.0	0.1	0.0	1195.3	698.9	58.5	Fertilisers
Ekstrati za štavljenje ili bojenje; tanini i njihovi derivati; boje, pigmenti i ostale materije za bojenje; boje i lakovi; kitovi i ostale zaptivne mase; mastila	5.2	13.2	252.5	4914.6	3580.6	72.9	Tanning or dyeing extracts; tannins and their derivatives; dyes, pigments and other colouring matter; paints and varnishes; putty and other mastics; inks
Eterična ulja i rezinoidi; parfimerijski, kozmetički i toaletni proizvodi	630.1	605.3	96.1	5132.2	4083.7	79.6	Essential oils and resinoids; perfu-mery, cosmetic or toilet preparations

SPOLJNA TRGOVINA / EXTERNAL TRADE
Izvoz i uvoz robe, hilj. EUR / Exports and imports of goods, thous EUR

/ nastavak /	Izvoz / Export			Uvoz / Import			/continued /
	I-III 2008	I- III 2009	Indeks / Index I-III 2009 I-III 2008	I- III 2008	I III 2009	Indeks / Index I-III 2009 I-III 2008	
Sapun, organska površinska aktivna sredstva, preparati za pranje, preparati za podmazivanje, vještački voskovi, pripremljeni voskovi, preparati za poliranje i čišćenje, svijeće i slični proizvodi, paste za modelovanje "zubarski voskovi" i zubarski preparati n	148.4	39.1	26.4	3865.4	3528.3	91.3	Soap, organic surface-active agents, washing preparations, lubricating preparations, artificial waxes, prepared waxes, polishing or scouring preparati-ons, candles and similar articles, modelling pastes, 'dental waxes' and dental preparatio
Bjelančevinaste materije; modifikovani skrobovi; lijepkovi; enzimi	16.5	0.4	2.1	891.4	554.9	62.3	Albuminoid substances; modified starches; glues; enzymes
Eksplzivni; pirotehnički proizvodi; šibice; piroforne legure; zapaljivi preparati	48.7	15.2	31.3	252.5	163.3	64.7	Explosives; pyrotechnic products; matches; pyrophoric alloys; certain combustible preparations
Proizvodi za fotografske ili kinematografske svrhe	11.8	5.5	46.6	477.5	191.7	40.2	Photographic or cinematographic goods
Razni proizvodi hemijske industrije	17.1	20.9	122.7	3604.2	3669.8	101.8	Miscellaneous chemical products
Plastične mase i proiz. od plastičnih masa	83.7	69.9	83.5	14131.8	10049.4	71.1	Plastics and articles thereof
Kaučuk i proizvodi od kaučuka i gume	36.1	21.9	60.7	3714.8	2214.1	59.6	Rubber and articles thereof
Sirova sitna i krupna koža, sa dlakom ili bez dlake (osim krzna) i štavljena koža	766.7	339.1	44.2	33.2	56.4	170.2	Raw hides and skins (other than furskins) and leather
Proizvodi od kože, sedlarski i sarački proizvodi, predmeti za putovanje, ručne torbe i slični kontejneri i proizvodi od životinjskih crijeva (osim svilenog ketguta)	28.6	16.5	57.7	1623.7	1326.5	81.7	Articles of leather; saddlery and harness; travel goods, handbags and similar containers; articles of animal gut (other than silkworm gut)
Prirodno i vještačko krzno; proizvodi od krzna	0.0	0.0	0.0	2.2	0.7	31.0	Furskins and artificial fur; manufactures thereof
Drvo i proizvodi od drveta; drveni ugalj	2730.5	1694.3	62.0	8037.0	4834.6	60.2	Wood and artic. of wood; wood charcoal
Pluta i proizvodi od plute	0.00	0.0	0.0	310.3	216.2	69.7	Cork and articles of cork
Proizvodi od slame, esparta ili ostalih materijala za pletariju; korparskih i pletarskih proizvoda	0.0	0.1	2038.7	56.7	32.6	57.6	Manufactures of straw, of esparto or of other plaiting materials; basketware and wickerwork
Celuloza od drveta ili drugih vlaknastih celuloznih materijala; hartija i karton (otpaci i ostaci) za ponovnu preradu	56.8	96.2	169.4	0.1	0.0	48.5	Pulp of wood or of other fibrous cellulosic material; recovered (waste and scrap) paper or paperboard
Hartija i karton; proizvodi od hartijine pulpe, hartije ili kartona	388.3	416.8	107.3	6194.6	5805.9	93.7	Paper and paperboard; articles of paper pulp, of paper or of paperboard
Štampane knjige, novine, slike i ostali proizvodi grafičke industrije, rukopisi, kucani tekstovi i planovi	160.8	380.1	236.4	3501.6	3348.5	95.6	Printed books, newspapers, pictures and other products of the printing ind.; manuscripts, typescripts and plans
Svila	0.0	0.0	0.0	29.4	3.4	11.7	Silk
Vuna, fina ili gruba životinjska dlaka, predivo i tkanine od konjske dlake	0.0	13.8	0.0	21.1	12.4	58.9	Wool, fine or coarse animal hair; horsehair yarn and woven fabric
Pamuk	41.3	3.4	8.3	227.7	121.6	53.4	Cotton
Ostala biljna tekstilna vlakna; predivo od hartije i tkanine od prediva od hartije	0.0	0.1	0.0	11.5	1.9	16.2	Other vegetable textile fibres; paper yarn and woven fabrics of paper yarn
Vještački ili sintetički filamenti	1.3	0.1	8.4	108.0	92.4	85.6	Man-made filaments
Vještačka ili sintetička vlakna, sječena	0.0	2.7	0.0	328.9	132.5	40.3	Man-made staple fibres
Vata, filc i netkani materijal; specijalna prediva; kanapi, užad, konopci i kablovi i proizvodi od njih	30.3	0.2	0.7	365.4	221.3	60.6	Wadding, felt and nonwovens; special yarns; twine, cordage, ropes and cables and articles thereof
Tepisi i ostali tekstilni podni pokrivači	5.2	2.5	48.6	1028.7	465.3	45.2	Carpets and other textile floor cover.
Specijalne tkanine; taftovani tekstilni proizv.; čipke; tapiserije; pozamanterija, vez	0.4	2.1	496.0	86.7	11.6	13.4	Special woven fabrics; tufted textile fabri-cs; lace; tapestries; trimmings; embroid.
Tekst. tkanine, impregnisane, premazane, prevučene, prekrivene ili laminirane, tekstilni proizvodi pogodni za tehn. svrhe	0.2	0.1	76.1	212.9	54.9	25.8	Impregnated, coated, covered or laminated textile fabrics; textile articles of a kind suitable for industrial use
Pleteni ili kukičani materijali	0.0	0.0	0.0	72.9	15.8	21.6	Knitted or crocheted fabrics
Odjeća i pribor za odjeću, pleteni ili kukičani	46.8	67.4	144.1	3202.9	2801.3	87.5	Articles of apparel and clothing accessories, knitted or crocheted
Odjeća i pribor za odjeću, osim pletenih ili kukičanih proizvoda	159.4	144.4	90.5	7422.7	6621.4	89.2	Articles of apparel and clothing accessories, not knitted or crocheted
Ostali gotovi proizvodi od tekstila; setovi, iznošena, dotrajala odjeća i dotrajali proizvodi od tekstila; krpe	13.4	2.1	15.3	1343.9	1147.6	85.4	Other made-up textile articles; sets; worn clothing and worn textile articles; rags
Obuća, kamašne i slični proizvodi; dijelovi tih proizvoda	186.2	150.2	80.7	7835.9	7920.1	101.1	Footwear, gaiters and the like; parts of such articles

SPOLJNA TRGOVINA / EXTERNAL TRADE
Izvoz i uvoz robe, hilj. EUR / Exports and imports of goods, thous EUR

/ nastavak /

/ continued /

	Izvoz / Export			Uvoz / Import			
	I- III 2008	I- III 2009	Indeks / Index	I- III 2008	I- III 2009	Indeks / Index	
	I- III 2009 I-III 2008	I- III 2009 I-III 2008	I- III 2009 I-III 2008	I- III 2009 I-III 2008	I- III 2009 I-III 2008	I- III 2009 I-III 2008	
Šeširi, kape i ost. pokrivke za glavu i djel.	0.2	1.2	569.8	158.0	75.3	47.6	Headgear and parts thereof
Kišobrani, suncobrani, štapovi, štapovi- stolice, bičevi, korbači i njihovi dijelovi	0.2	2.5	1000.3	182.5	89.9	49.3	Umbrellas, sun umbrellas, walking- sticks, seat-sticks, whips, riding-crops and parts thereof
Perje i paperje, preparirano i proizvodi izradjeni od perja i paperja; vještačko cvijeće; proizvodi od ljudske kose	0.0	0.3	0.0	53.8	30.4	56.5	Prepared feathers and down and arti- cles made of feathers or of down; arti- ficial flowers; articles of human hair
Proizvodi od kamena, gipsa, cementa, betona, azbesta, liskuna ili sličnih mater.	71.2	64.8	91.0	3856.8	2198.8	57.0	Articles of stone, plaster, cement, asbestos, mica or similar materials
Keramički proizvodi	45.9	12.2	26.6	12855.6	6733.9	52.4	Ceramic products
Staklo i proizvodi od stakla	30.0	2.1	6.9	3417.5	3066.0	89.7	Glass and glassware
Prirodni ili kultivisani biseri, drago ili polu- drago kamenje, plemeniti metali, metali platinirani plemenitim metalima, i proizvodi od njih; imitacije nakita; metalni novac	47.0	9.6	20.4	215.8	268.1	124.3	Natural or cultured pearls, precious or semi-precious stones, precious metals, metals clad with precious metal, and artic. thereof; imitation jewellery; coin
Gvožđe i čelik	17772.5	8322.2	46.8	27742.9	12548.0	45.2	Iron and steel
Proizvodi od gvožđa i čelika	5313.2	2428.2	45.7	20433.6	10865.4	53.2	Articles of iron or steel
Bakar i proizvodi od bakra	1628.2	304.6	18.7	863.4	337.0	39.0	Copper and articles thereof
Nikl i proizvodi od nikla	0.0	0.0	0.0	850.9	12.2	1.4	Nickel and articles thereof
Aluminijum i proizvodi od aluminijuma	43567.9	42372.1	97.3	7481.8	4700.4	62.8	Aluminium and articles thereof
Olovo i proizvodi od olova	16.2	0.0	0.0	11.7	14.4	122.5	Lead and articles thereof
Cink i proizvodi od cinka	0.4	59.1	15485.8	102.8	110.4	107.3	Zinc and articles thereof
Kalaj i proizvodi od kalaja	0.0	0.0	0.0	3.2	1.7	51.1	Tin and articles thereof
Ostali prosti metali; kremeti; proiz. od njih	0.0	0.0	0.0	7.3	10.2	139.5	Other base metals; cermets; art. thereof
Alati, nožarski proizvodi, kašike i viljuške, od prostih metala; njihovi dijelovi od prostih metala	10.9	53.7	491.9	1605.8	1026.2	63.9	Tools, implements, cutlery, spoons and forks, of base metal; parts thereof of base metal
Razni proizvodi od prostih metala	371.6	200.4	53.9	2499.2	1358.8	54.4	Miscellaneous articles of base metal
Reaktori, kotlovi, mašine i mehanički uredjaji i njihovi dijelovi	2690.7	3421.2	127.1	52582.9	23201.7	44.1	Reactors, boilers, machinery and mechanical appliances; parts ther.
Električne mašine i oprema i njihovi dije- lovi; aparati za snimanje i reprodukciju zvuka; televizijski aparati za snimanje i reprodukciju slike i zvuk, dijelovi i pribor za te proizvode	2352.6	560.3	23.8	37712.9	23273.2	61.7	Electrical machinery and equipment and parts thereof; sound recorders and reproducers, television image and sound recorders and reproducers, and parts and accessories of such articles
Šinska vozila i njihovi dijelovi; željeznički i tramvajski kolosječni sklopovi i pribor i njihovi dijelovi, mehanička i elektromehanička signalna oprema za saobraćaj svih vrsta	11.3	2.4	20.9	477.8	252.1	52.7	Railway or tramway locomotives, rolling- stock and parts thereof; railway or tramway track fixtures and fittings and parts thereof; mechanical (including electro-mechanical) traffic signalling equipment of all kinds
Vozila, osim željezničkih ili tramvajskih šinskih vozila i njihovi dijelovi i pribor	846.0	766.2	90.6	58451.1	19159.9	32.8	Vehicles other than railway or tramway rolling-stock, and parts and acc. Ther.
Vazduhopl., kosmičke letjelice i njihovi dj.	95.4	137.1	143.7	178.4	7691.1	4311.5	Aircraft, spacecraft, and parts thereof
Brodovi, čamci i ploveće konstrukcije	90.0	93.4	103.7	312.4	348.8	111.7	Ships, boats and floating structures
Optički, fotografski, kinematografski, mjerni, kontrolni, precizni, medicinski i hirurški instrumenti i aparati; njihovi dijelovi i pribor	231.1	79.5	34.4	5434.4	5034.4	92.6	Optical, photographic, cinematograp- hic, measuring, checking, precision, medical or surgical instruments and apparatus; parts and accessories ther.
Časovnici i njihovi dijelovi	28.6	2.3	8.0	351.9	307.7	87.4	Clocks and watches and parts thereof
Muzički instrumenti, dijelovi i pribor ovih proizvoda	4.0	0.0	0.0	79.2	58.4	73.8	Musical instruments; parts and accessories of such articles
Namještaj, posteljina, madraci, nosači madraca, jastuci i slični punjeni proizvodi; lampe i druga svjetleća tijela, na drugom mjestu nepomenuti ili uključeni; osvijetljeni znaci, osvijetljene pločica imenima i slično, montažne zgrade	395.9	172.3	43.5	16460.2	10063.4	61.1	Furniture; bedding, mattresses, mattress supports, cushions and similar stuffed furnishings; lamps and lighting fittings, not elsewhere specified or included; illuminated signs, illuminated name- plates and the like; prefabricated build.
Igračke, rekviziti za društvene igre i sport; njihovi dijelovi i pribor	57.0	37.6	66.0	2035.1	1488.2	73.1	Toys, games and sports requisites; parts and accessories thereof
Razni proizvodi	2.5	5.0	197.7	645.3	606.3	94.0	Miscellaneous manufactured articles
Predmeti umjetnosti, kolekcija i starina	92.8	235.2	253.4	94.3	8.6	9.1	Works of art, collectors' pieces and ant.
Nerazvrstani	1557.7	77.3	5.0	183.9	1323.6	719.6	Other

UNUTRAŠNJA TRGOVINA / DOMESTIC TRADE

PROMET U TRGOVINI NA MALO / TURNOVER IN RETAIL TRADE

Ø 2008 = 100

	Indeks ¹⁾ / Index	PROMET u hilj.EUR / Turnover in thous. EUR
2006	62.1	581942
2007	86.2	808258
2008	100	937340
Ø I - III 2008	74.9	58481
Ø I - III 2009	76.7	59873
2008		
III	87.6	68422
IV	90.7	70844
V	98.8	77213
VI	116.7	91173
VII	124.5	97253
VIII	125.6	98055
IX	124.3	97105
X	102.0	79666
XI	84.2	65775
XII	108.6	84810
2009		
I	74.1	57894
II	76.5	59756
III	79.3	61969
I-III 2009/I-III 2008	102.4	102.4

¹⁾ Indeks prometa po tekućim cijenama.²⁾ Prethodni podaci¹⁾ Index of turnover at current prices.²⁾ Preliminary data

	PROMET U TRGOVINI NA MALO / <i>TURNOVER IN RETAIL TRADE</i>						
PROMET u hilj. EUR <i>Turnover in thous. EUR 2009</i>	tekući mjesec na prethodni <i>Current month compared to the previous month</i>		mjesec 2009. na isti mjesec 2008. <i>Month in 2009 compared to the same month 2008</i>		mjesec 2009. na Ø 2008 <i>Month in 2009 to Ø 2008</i>		
	indeks prometa u tekućim cijenama <i>Index of turnover at current prices</i>	indeks prometa u stalnim cijenama <i>Index of turnover at constant prices</i>	indeks prometa u tekućim cijenama <i>Index of turnover at current prices</i>	indeks prometa u stalnim cijenama <i>Index of turnover at constant prices</i>	indeks prometa u tekućim cijenama <i>Index of turnover at current prices</i>	indeks prometa u stalnim cijenama <i>Index of turnover at constant prices</i>	
2009 ¹⁾							
I	57894	68.3	68.5	122.9	124.0	74.1	73.4
II	59756	103.2	103.4	99.7	97.4	76.5	75.9
III	61969	103.7	103.6	90.6	88.6	79.3	78.6

¹⁾ Prethodni podaci

PRODAJA I OTKUP PROIZVODA POLJOPRIVREDE, ŠUMARSTVA I RIBARSTVA
SALE AND BUYING OUT OF PRODUCTS FROM AGRICULTURE, FORESTRY AND FISHERY

U hiljadama EUR

In thousands EUR

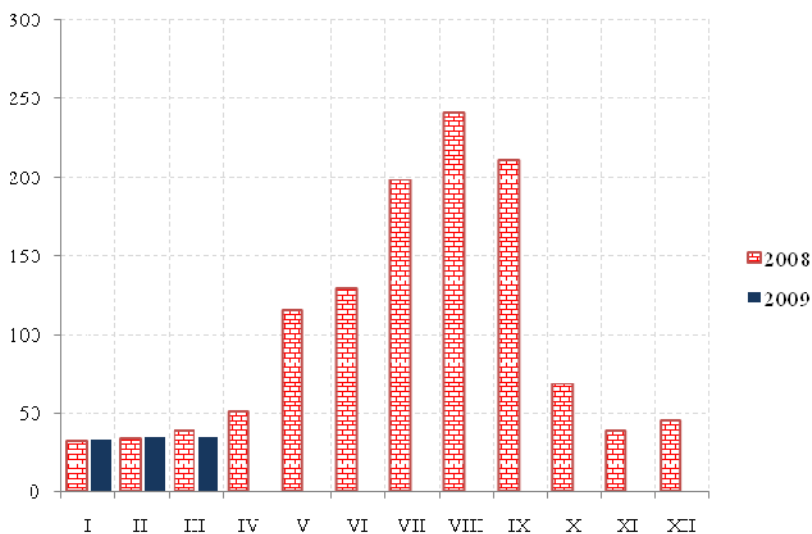
	Indeks <i>Index</i> Ø 2008 =100	Ukupna vrijednost <i>Total value</i>	Poljoprivreda i šumarstvo / <i>Agriculture and forestry</i>				
			žita <i>Cereals</i>	industrijsko bilje <i>Industrial crops</i>	povrće ¹⁾ <i>Vegetables</i>	voće <i>Fruit</i>	grožđe <i>Vine</i>
2004	62.5	12641	13	809	245	1429	1392
2005	77.6	15689	2	1032	146	1128	1480
2006	76.3	15422	11	-	142	1127	1208
2007	81.8	16523	-	831	284	1000	1778
2008	100.0	20198	1	-	491	1749	1897
Ø I - III 2008	46.3	780	-	-	20	1	-
Ø I - III 2009	68.3	1151	-	100	22	2	-
2008							
III	51.7	870	-	-	14	1	-
IV	61.3	1031	-	-	6	1	-
V	58.5	985	-	-	4	1	-
VI	105.9	1782	-	-	97	482	-
VII	122.4	2061	-	-	116	360	446
VIII	200.2	3369	-	-	111	488	1167
IX	138.9	2337	-	-	-	-	285
X	156.3	2630	-	-	23	79	-
XI	115.4	1942	-	-	37	53	-
XII	102.1	1718	-	-	15	276	-
2009							
I	77.3	1302	-	301	21	5	-
II	63.5	1070	-	-	36	-	-
III	64.2	1082	-	-	9	-	-
I-III 2009/I-III 2008	147.5	147.5	-	-	111.8	166.6	-

/ nastavak /

/ continued /

	Poljoprivreda i šumarstvo / <i>Agriculture and forestry</i>						Ribarstvo <i>Fishery</i>
	preradevine voća i grožđa <i>Products of fruit and vine</i>	Stoka <i>Livestock</i>	živina i jaja <i>Poultry and eggs</i>	mlijeko i mliječni proizvodi <i>Milk and milk products</i>	koža i vuna <i>Leather and wool</i>	ostali proizvodi <i>Other products</i>	riba svježa <i>Fresh fish</i>
2004	76	2723	1192	3767	10	638	347
2005	67	4762	814	4762	8	1173	315
2006	100	5437	732	5379	-	969	317
2007	171	5912	800	4640	-	810	297
2008	189	8017	1082	5204	-	1312	256
Ø I - III 2008	41	291	49	380	-	22	13
Ø I - III 2009	3	453	110	373	-	8	80
2008							
III	5	332	48	407	-	50	13
IV	6	348	112	408	-	126	24
V	15	355	97	491	-	6	16
VI	5	380	86	504	-	209	19
VII	-	489	102	490	-	42	16
VIII	31	540	102	508	-	400	22
IX	101	860	103	479	-	460	20
X	-	1936	104	464	-	-	24
XI	-	1320	115	388	-	3	26
XII	19	914	114	332	-	-	48
2009							
I	-	439	114	356	-	-	66
II	-	438	116	412	-	-	68
III	8	482	102	351	-	24	106
I-III 2009/I-III 2008	66.6	155.4	225.8	98.0	-	36.9	615.3

¹⁾ Uključeni i krompir i pasulj.¹⁾ includes potatoes and beans.

UGOSTITELJSTVO / CATERING***Promet u ugostiteljstvu / Turnover in catering***

Ø 2008 = 100

	Indeks ¹⁾ <i>Index</i>	Promet u hilj. EUR <i>Turnover in thousands EUR</i>
2004	41.6	59383
2005	45.9	65552
2006	90.1	128720
2007	95.2	136039
2008	100	142833
Ø I - III 2008	34.7	4129
Ø I - III 2009	34.0	4052
2008		
III	38.2	4545
IV	50.9	6060
V	115.2	13710
VI	128.8	15336
VII	197.6	23514
VIII	241.3	28718
IX	210.0	25000
X	68.5	8153
XI	38.7	4602
XII	44.9	5354
2009		
I	33.2	3954
II	34.4	4097
III	34.5	4105
I-III 2009/I-III 2008	98.1	98.1

TURIZAM / TOURISM**Dolasci i noćenja turista po zemljama i prema vrsti mjesta***Tourist arrivals and tourist overnight stays by country and type of resort*

	2008	Kumulativ I - III		2009			
		2008	2009	I	II	III	
Dolasci turista							<i>Tourist arrivals</i>
Ukupno	1206285	66064	56558	17564	19988	19006	<i>Total</i>
Domaći	158804	21283	16367	6430	5562	4375	<i>Domestic</i>
Strani	1047481	44781	40191	11134	14426	14631	<i>Foreigners</i>
Noćenja turista – ukupno	8046950	306745	255420	84398	88896	82126	<i>Tourist overnight stays – total</i>
Noćenja domaćih turista	854697	86810	65497	25279	22507	17711	<i>Overnight stays of domestic tourists</i>
Noćenja stranih turista	7192253	219935	189923	59119	66389	64415	<i>Overnight stays of foreigners</i>
Albanija	196754	11629	10991	4836	3680	2475	<i>Albania</i>
Austrija	102367	1133	2331	297	327	1707	<i>Austria</i>
Belgija	48343	216	225	35	56	134	<i>Belgium</i>
Bosna i Hercegovina	804714	59834	58378	20413	18989	18976	<i>Bosnia and Herzegovina</i>
Bugarska	18459	589	708	152	129	427	<i>Bulgaria</i>
Češka Republika	244852	352	3251	59	3005	187	<i>Czech Republic</i>
Danska	6983	285	341	76	53	212	<i>Danmark</i>
Finska	12813	180	222	30	38	154	<i>Finland</i>
Francuska	143226	1832	998	307	195	496	<i>France</i>
Grčka	12087	654	543	147	121	275	<i>Greece</i>
Holandija	33643	2349	2626	353	175	2098	<i>Netherlands</i>
Hrvatska	82356	4796	5758	1888	1883	1987	<i>Croatia</i>
Italija	151424	6434	6515	2211	1756	2548	<i>Italy</i>
Mađarska	187695	1942	2918	405	2232	281	<i>Hungary</i>
Makedonija	232275	15492	15326	5942	4014	5370	<i>Macedonia</i>
Norveška	60340	575	1154	749	94	311	<i>Norway</i>
Njemačka	138160	2366	3144	631	933	1580	<i>Germany</i>
Poljska	89477	1381	294	80	31	183	<i>Poland</i>
Rumunija	15758	309	387	100	144	143	<i>Romania</i>
Rusija	902150	19714	13356	4644	4655	4057	<i>Russia</i>
Slovačka	76260	403	332	155	70	107	<i>Slovakia</i>
Slovenija	79066	2806	2655	633	831	1191	<i>Slovenia</i>
Srbija ¹⁾	3046004	64919	38073	10672	15035	12366	<i>Serbia¹⁾</i>
Švajcarska	12922	570	307	89	83	135	<i>Switzerland</i>
Švedska	55690	490	532	119	140	273	<i>Sweden</i>
Ukrajina	182254	2578	603	229	183	191	<i>Ukraine</i>
Velika Britanija	75404	6353	2931	775	767	1389	<i>Great Britain</i>
Ostale evropske zemlje	116621	4891	11177	3092	5489	3778	<i>Other European countries</i>
Izrael	9329	757	177	43	54	80	<i>Israel</i>
Kanada	6696	459	206	91	61	54	<i>Canada</i>
SAD	21404	1763	1547	427	445	675	<i>USA</i>
Ostale vanevropske zemlje	26727	1884	1917	621	721	575	<i>Other non-European countries</i>
Noćenja po vrstama mjesta – ukupno	8046950	306745	255420	84398	88896	82126	<i>Overnight stays by type of tourist resorts – total</i>
Glavni administrativni centar	111271	31033	23317	7699	7126	8492	<i>Main administrative center</i>
Primorska	7712003	218145	187704	55637	69010	63057	<i>Coastal</i>
Planinska	102560	31582	23132	13553	5968	3611	<i>Mountain</i>
Ostala turistička mjesta	120682	25927	21207	7482	6773	6952	<i>Other tourist resorts</i>
Ostala mjesta	434	58	60	27	19	14	<i>Other places</i>
Primorska mjesta							<i>Coastal resorts</i>
Bar	1012543	46190	38586	14998	10613	12975	<i>Bar</i>
Budva	3294062	54286	45645	14110	15495	16040	<i>Budva</i>
Kotor	345427	12346	4520	1995	1417	1108	<i>Kotor</i>
Tivat	275495	8581	7684	2379	2968	2337	<i>Tivat</i>
Ulcinj	911343	8951	7456	3595	3509	352	<i>Ulcinj</i>
Herceg Novi	1873133	87791	83813	18560	35008	30245	<i>Herceg Novi</i>

TURIZAM / TOURISM**DOLASCI I NOĆENJA GOSTIJU PO VRSTAMA TURISTIČKIH MJESTA
TOURIST ARRIVALS AND TOURIST OVERNIGHT STAYS BY TYPE OF PLACE**

	Dolasci / Arrivals					Noćenja / Nights				
	glavni grad <i>Capital</i>	primorska mjest <i>Coastal resorts</i>	planinska mjest <i>Mountain resorts</i>	ostala turistička mjest <i>Other tourist resorts</i>	ostala mjest <i>Other places</i>	glavni grad <i>Capital</i>	primorska mjest <i>Coastal resorts</i>	planinska mjest <i>Mountain resorts</i>	ostala turistička mjest <i>Other tourist resorts</i>	ostala mjest <i>Other places</i>
2004	24580	639980	18529	20285	110	44750	4396888	54583	64763	110
2005	29819	747734	19185	23599	120	53886	5022260	53577	82003	121
2006	39295	859904	26362	28144	223	74169	5691770	68424	101677	230
2007	45588	1010742	39158	37642	302	104986	6961444	105892	121871	337
2008	50393	1076994	38304	40229	365	111271	7712003	102560	120682	434
Ø I - III 2008	3710	12262	3388	2646	15	10344	72715	10527	8642	19
Ø I - III 2009	3595	10274	2779	2189	15	7772	62568	7711	7069	20
2008										
III	4253	12006	2111	3563	28	8551	82149	4728	10794	40
IV	4005	28238	1269	2891	9	8230	166559	3081	9913	9
V	4886	62286	3688	4345	29	9963	331871	9095	12755	8
VI	4488	107494	3204	4140	25	8476	741648	7725	12950	25
VII	4677	297571	4860	4983	54	11189	2026674	12981	14908	54
VIII	3237	356522	5214	5254	66	6448	2786371	16143	15403	96
IX	5360	126392	3401	3772	71	11230	896934	7965	9567	81
X	4543	24561	2195	2985	20	9420	157303	4598	8910	20
XI	4364	9578	1545	2201	29	8440	78721	4041	6416	36
XII	3702	9271	2344	1711	16	6842	54821	4776	4023	22
2009										
I	2924	8806	3928	1887	19	7699	55637	13553	7482	27
II	3582	11973	2580	1840	13	7126	69010	5968	6773	19
III	4279	10043	1829	2841	14	8492	63057	3611	6952	14
I-III 2009/I-III 2008	96.9	83.8	82.0	82.7	100.0	75.1	86.0	73.2	81.8	105.3

DOLASCI I NOĆENJA TURISTA / TOURIST ARRIVALS AND TOURIST OVERNIGHT STAYS

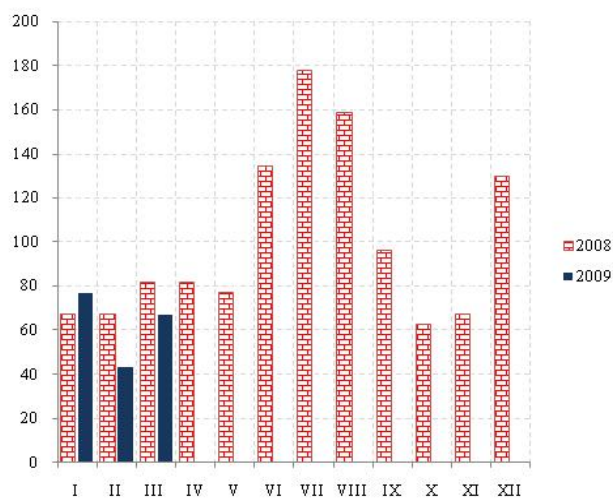
	Dolasci / Arrivals			Noćenja / Nights		
	ukupno / Total	domaći / Domestic	strani / Foreign	ukupno / Total	domaći / Domestic	strani / Foreign
2004	703484	515424	188060	4561094	3337247	1223847
2005	820457	548452	272005	5211847	3628337	1583510
2006	953928	576130	377798	5936270	3740179	2196091
2007	1133432	149294	984138	7294530	851045	6443485
2008	1206285	158804	1047481	8046950	854697	7192253
Ø I - II 2008	22021	7094	14927	102248	28937	73312
Ø I - II 2009	18853	5456	13397	85140	21832	63308
2008						
II	24108	6908	17200	102530	22436	80094
III	21961	6271	15690	106262	22776	83486
IV	36412	6727	29685	187792	31686	156106
V	75234	16900	58334	363717	74452	289265
VI	119351	16660	102691	770824	83718	687106
VII	312145	28894	283251	2065806	156920	1908886
VIII	370293	32723	337570	2824461	238192	2586269
IX	138996	17473	121523	925777	99420	826357
X	34304	6633	27671	180251	29183	151068
XI	17717	4087	13630	97654	16196	81458
XII	17044	5293	11751	70484	11958	58526
2009						
I	17564	6430	11134	84398	25279	59119
II	19988	5562	14426	88896	22507	66389
III	19006	4375	14631	82126	17711	64415
I-III 2009/I-III 2008	85.6	76.9	89.7	83.3	75.4	86.3

SAOBRAĆAJ, SKLADIŠTENJE I VEZE **TRANSPORT, STORAGE AND COMMUNICATIONS**

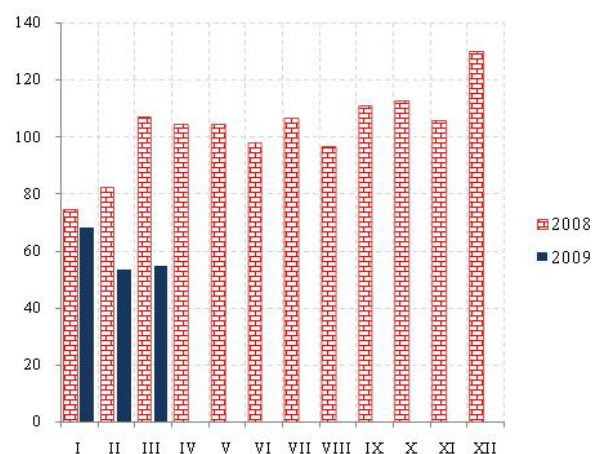
Željeznički saobraćaj / Railway transport

Ø 2008 = 100

Putnički / Passengers



Robni / Goods



	ŽELJEZNIČKI SAOBRAĆAJ / RAILWAY TRANSPORT					
	Putnički / Passenger			Robni / Goods		
	indeks Index	putnici u 000 Passengers, thousands	putnički km u 000 Passenger kilometres in thousands	Indeks Index	prevoz robe u 000 t Goods in thousands tonnes	tonski km u 000 Tonne- kilometres in thousands
2004	103.7	1066	129600	50.3	1006	92502
2005	98.3	1137	122920	72.5	1182	132782
2006	105.2	1067	131500	99.0	2494	182163
2007	88.0	999	110000	100.6	1761	184957
2008	100.0	1031	125000	100.0	1740	183854
Ø I - III 2008	72.0	67	7500	129.2	136	13455
Ø I - III 2009	62.4	52	6500	86.0	75	8960
2008						
III	81.6	80	8500	107.0	156	16387
IV	81.6	70	8500	104.4	157	15994
V	76.8	80	8000	104.4	157	15994
VI	134.4	130	14000	97.9	146	15000
VII	177.6	164	18500	97.9	146	15000
VIII	158.4	130	16500	106.4	154	16300
IX	96.0	80	10000	96.5	128	14786
X	62.4	50	6500	110.7	149	16966
XI	67.2	60	7000	112.6	158	17251
XII	129.6	67	13500	105.7	136	16199
2009						
I	76.7	70	8000	68.0	88	10411
II	43.2	37	4500	53.1	58	8137
III	67.2	50	7000	54.4	80	8333
I-III 2009/I-III 2008	86.7	78.5	86.7	66.6	55.3	66.6

SAOBRAĆAJ, SKLADIŠTENJE I VEZE
TRANSPORT, STORAGE AND COMMUNICATIONS

Drumski saobraćaj - Putnički / Road transport - passengers

Ø 2008 = 100

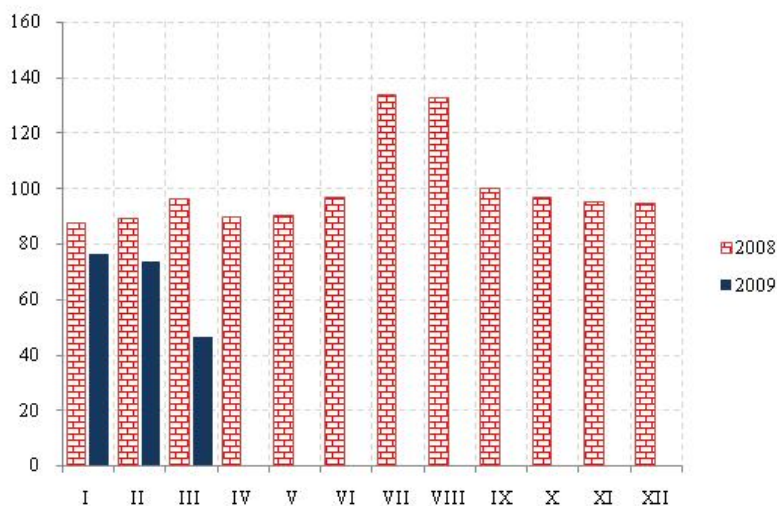


	DRUMSKI SAOBRAĆAJ / ROAD TRANSPORT							
	PUTNIČKI / PASSENGERS				ROBNI / GOODS			
	indeks Index	putnici u 000 Passengers, thous.	putnički km u 000 Passenger kilometres in thous.	autobuski km u 000 Bus kilometres in thous	indeks Index	roba u 000 tona Goods in thousands tonnes	tonski km u 000 Tonne- kilometres in thous.	kamionski km u 000 Truck kilometres in thous.
2004	81.5	4488	100620	11472	47.0	1639	64508	9332
2005	68.7	4302	84883	9593	44.5	1857	61100	9365
2006	93.0	4825	114695	16809	53.0	1961	72724	15167
2007	114.4	5738	141247	17630	67.0	2131	91786	16269
2008	100.0	5503	123421	18068	100.0	2468	137058	14857
Ø I - III 2008	90.9	356	9351	1229	117.7	187	12101	1201
Ø I - III 2009	65.3	339	6714	1055	107.9	181	11102	1008
2008								
III	96.1	387	9879	1293	122.5	191	13989	1281
IV	89.4	391	9193	1350	138.8	229	15850	1220
V	89.9	407	9250	1435	101.8	178	11623	1205
VI	96.6	464	9934	1612	106.8	195	12198	1211
VII	133.8	651	13760	1911	90.8	210	10374	1305
VIII	132.4	693	13614	1920	94.0	228	10734	1330
IX	99.6	563	10243	1734	91.2	248	10413	1311
X	96.6	449	9940	1539	86.1	208	9833	1325
XI	94.8	382	9746	1427	86.0	214	9827	1238
XII	94.2	434	9688	1457	86.6	197	9903	1110
2009								
I	76.1	370	7833	1093	75.0	160	8571	994
II	73.4	414	7545	1188	108.3	186	12365	1015
III	46.3	234	4763	894	108.3	196	12370	1016
I-III 2009/I-III 2008	71.8	95.2	71.8	85.9	91.7	96.6	91.7	84.0

SAOBRAĆAJ, SKLADIŠTENJE I VEZE
TRANSPORT, STORAGE AND COMMUNICATIONS

Ø 2008 = 100

Vazdušni saobraćaj - putnički / Air transport - passengers



	GRADSKI SAOBRAĆAJ LOCAL TRANSPORT		VAZDUŠNI SAOBRAĆAJ, PROMET NA AERODROMIMA AIR TRANSPORT, TRAFFIC AT AIRPORTS		
	indeks Index	prevezeno putnika u 000 Passengers in thousands	PUTNIČKI / PASSENGERS		ROBNI / GOODS
			indeks Index	prevoz putnika Transport of passengers	prevoz robe u tonama Transport of goods in tonnes
2004	172.7	2673	59.9	664801	647
2005	140.7	2177	62.9	697740	1011
2006	102.8	1591	75.1	833715	1067
2007	96.3	1491	92.3	1024491	1320
2008	100.0	1547	100.0	1109095	1490
Ø I - III 2008	70.6	89	51.4	47508	184
Ø I - III 2009	41.9	54	43.9	40598	75
2008					
III	71.4	92	56.4	52172	109
IV	80.6	104	79.5	73510	162
V	126.5	163	100.4	92772	103
VI	73.7	95	147.4	136196	98
VII	94.5	122	188.0	173801	109
VIII	104.6	135	208.4	192635	69
IX	122.6	158	151.1	139637	81
X	122.6	158	69.3	64011	116
XI	122.6	158	51.5	47555	108
XII	145.1	187	50.3	46453	90
2009					
I	38.7	50	45.3	41882	47
II	43.4	56	38.4	35489	112
III	43.4	56	48.1	44424	65
I-III 2009/I-III 2008	60.7	60.7	85.4	85.4	40.6

SAOBRAĆAJ, SKLADIŠTENJE I VEZE / *TRANSPORT, STORAGE AND COMMUNICATIONS*POMORSKI SAOBRAĆAJ / *MARINE TRANSPORT*

	Prevoz robe / <i>Transport of goods</i>			Promet u lukama (u tonama) / <i>Turnover in harbours (tonnes)</i>				
	Indeks <i>Index</i>	u 000 t <i>In thous. tonnes</i>	tonske milje u mil. <i>Tonne milles in millions</i>	Indeks <i>Index</i>	ukupno <i>Total</i>	unutrašnji promet <i>Internal turnover</i>	izvoz ¹⁾ <i>Export</i>	uvoz ²⁾ <i>Import</i>
2005	65.9	60	232	104.6	2039211	442	1166959	851211
2006	1079	818	380	102.0	1988204	116	1027208	941905
2007	115.9	785	408	106.3	2071310	1825	791509	1280327
2008	100	595	352	100	1949409	8350	683990	1219948
Ø I - III 2008	68.3	53	20	96.3	156405		56011	96629
Ø I - III 2009	54.6	42	16	77.0	125091		50224	73440
2008								
III	71.7	41	21	91.5	148565	-	51808	96757
IV	68.2	37	20	98.6	160123	-	60679	99017
V	75.1	42	22	100.5	163298	-	57248	105336
VI	64.8	44	19	104.7	170049	-	58142	111907
VII	228.6	54	67	99.2	161199	-	49864	108149
VIII	191.1	57	56	97.2	157735	-	57521	91525
IX	153.6	57	45	112.5	182685	-	59765	122231
X	78.5	56	23	105.2	170847	-	64523	103612
XI	75.1	56	22	95.2	154521	-	61835	92686
XII	54.6	30	16	98.0	159137	-	46380	95598
2009								
I	51.2	37	15	79.3	128880	-	55633	70514
II	47.8	45	14	72.9	118436	-	51933	64956
III	61.4	43	18	78.8	127957	-	43107	84850
I-III 2009/I-III 2008	77.3	77.3	77.3	80.0	80.0	-	89.7	76.0

¹⁾Tranzit utovar prikazan kod izvoza ²⁾Tranzit istovar prikazan kod uvoza / ¹⁾Transit loading presented in export. ²⁾Transit loading presented in import.

P T T SAOBRAĆAJ / *POSTAL, TELEGRAPH AND TELEPHONE (PTT) COMMUNICATIONS*

	Poštanske usluge / <i>Postal services</i>		Telegrafske usluge / <i>Telegraph services</i>		Telefonske usluge / <i>Telephone services</i>	
	pisma u 000 komada <i>Letters in thousands pcs.</i>	paketi u 000 komada <i>Packages in thousands pcs.</i>	uputnice u 000 komada <i>Postal orders in thousands pcs.</i>	telegr. u 000 komada <i>Telegraphs in thousands pcs.</i>	fiksna telefonija <i>Fixed telephony</i>	mobilna telefonija <i>Mobile telephony</i>
					minuti u 000 <i>Minutes in thous.</i>	minuti u 000 <i>Minutes in thous.</i>
2005	16185	56	65	572	876231	-
2006	17396	30	45	581	862596	488802
2007	18291	23	44	589	864471	660168
2008	20521	25	37	507	650567	1027704
Ø I - III 2008	1680	2	3	45	53678	75656
Ø I - III 2009	1668	2	3	43	41170	92530
2008						
III	1805	2	3	46	53197	88551
IV	1777	2	3	43	49313	86494
V	1595	2	3	45	47944	92013
VI	1750	2	3	38	51205	90138
VII	1489	2	4	41	72421	88210
VIII	1669	2	3	41	81301	86975
IX	1843	2	3	40	54044	83692
X	1630	2	3	43	46013	88843
XI	1728	2	3	35	43211	84952
XII	2000	3	3	45	44081	99420
2009						
I	1722	2	2	43	42304	88991
II	1620	2	3	40	39124	96414
III	1661	2	3	47	42082	92185
I-III 2009/I-II 2008	99.3	100.0	88.9	95.6	76.7	122.3

Podaci za 2004. godinu su prikazivani u telefonskim impulsima, a za 2005, 2006. i 2007. godinu u minutima.

Data on telephone services – fixed telephony for 2004 were given in telephone impulses and for 2005, 2006 and 2007 in minutes.

MONETARNI AGREGATI (Novčana masa)
MONETARY AGGREGATES (MONEY SUPPLY)

u hilj. EUR, stanje na kraju perioda

balance at end-periods, EUR thous.

	M0	Depoziti po videnju ¹⁾ <i>Demand deposits¹⁾</i>	M1	Depoziti po videnju ²⁾ <i>Demand deposits²⁾</i>	M11	Oročeni Depoziti ¹⁾ <i>Time deposits¹⁾</i>	M2	Oročeni depoziti ²⁾ <i>Time deposits²⁾</i>	M21
	1	2	3 (1+2)	4	5 (1+4)	6	7 (3+6)	8	9 (5+8)
2004	290.935	139.722	430.657	146.179	437.114	104.891	535.548	109.411	546.525
2005 ³⁾	351.276	244.991	596.267	263.445	614.721	205.989	802.256	252.573	867.294
2006 ³⁾	483.889	594.884	1.078.773	614.641	1.098.530	428.293	1.507.066	488.124	1.586.654
2008									
I	568.024	875.911	1.443.935	921.589	1.489.613	1.083.590	2.527.525	1.196.399	2.686.012
II	572.768	895.204	1.467.972	926.508	1.499.276	1.154.205	2.622.177	1.275.643	2.774.919
III	544.844	876.680	1.421.524	917.276	1.462.120	1.168.272	2.589.796	1.293.521	2.755.641
IV	557.556	876.888	1.434.444	915.855	1.473.411	1.227.037	2.661.481	1.353.224	2.826.635
V	562.695	894.894	1.457.589	931.790	1.494.485	1.228.598	2.686.187	1.373.146	2.867.631
VI	558.440	891.699	1.450.139	931.076	1.489.516	1.275.791	2.725.930	1.430.535	2.920.051
VII	568.688	859.980	1.428.668	894.319	1.463.007	1.311.616	2.740.284	1.488.295	2.951.302
VIII	580.668	876.748	1.457.416	915.541	1.496.209	1.357.738	2.815.154	1.545.620	3.041.829
IX	566.751	845.474	1.412.225	883.593	1.450.344	1.321.702	2.733.927	1.517.673	2.968.017
X	508.596	752.899	1.261.495	790.861	1.299.457	1.230.144	2.491.639	1.382.573	2.682.032
XI	506.040	700.749	1.206.789	737.731	1.243.771	1.174.204	2.380.993	1.300.566	2.544.337
XII	512.417	673.238	1.185.655	696.126	1.208.543	1.111.654	2.297.309	1.130.054	2.338.597

IZVOR: Centralna banka Crne Gore

¹⁾ Bez depozita Vlade Crne Gore²⁾ Uključujući depozite Vlade Crne Gore³⁾ Stanje na 31. XII

SOURCE: Central bank of Montenegro

¹⁾ Without Government deposits²⁾ Including Government deposits³⁾ Balance as at 31 December

DEPOZITI STANOVNIŠTVA / DEPOSITS BY HOUSEHOLDS

u mil. EUR, stanje na kraju perioda

balance at end-periods, EUR mill..

	Depoziti po videnju <i>Demand deposits</i>	Oročeni depoziti / Time deposits					Ukupno <i>Total</i>
		do 3 mjeseca <i>Up to 3 months</i>	od 3 mjeseca do godinu dana <i>From 3 months to 1 years</i>	od 1 do 3 godine <i>From 1 to 3 years</i>	preko 3 godine <i>Over 3 years</i>	ukupno <i>Total</i>	
2004	40,1	5,1	29,7	4,4	0,1	39,2	79,3
2005 ¹⁾	93,5	7,6	55,0	19,4	0,3	82,2	175,7
2006 ¹⁾	294,4	25,8	114,1	64,8	0,3	205,0	499,4
2008							
I	469,6	136,1	294,0	134,3	8,3	572,7	1.042,4
II	465,4	146,0	332,2	106,0	9,2	593,4	1.058,8
III	462,3	135,0	312,8	141,0	10,0	598,8	1.061,1
IV	464,2	150,3	309,9	154,0	10,9	625,1	1.089,3
V	438,7	168,5	313,6	151,6	10,4	644,1	1.083,0
VI	410,6	163,7	330,1	146,6	24,5	664,8	1.075,4
VII	416,9	154,9	330,2	175,3	33,6	694,0	1.110,9
VIII	418,7	168,7	352,2	159,1	24,4	704,4	1.123,1
IX	410,6	166,4	359,6	153,8	23,7	703,5	1.114,1
X	331,5	121,2	337,5	157,2	34,7	650,6	982,1
XI	298,9	87,7	259,5	228,3	23,4	599,0	898,1
XII	279,8	90,6	224,0	218,4	22,1	555,0	834,9

IZVOR: Centralna banka Crne Gore

¹⁾ Stanje na 31. XII

SOURCE: Central Bank of Montenegro

¹⁾ Balance on 31 December

PLATNI BILANS CRNE GORE ¹⁾ u hilj.EUR / *BALANCE OF PAYMENTS OF MONTENEGRO* ¹⁾ EUR thous

Kvartali Quarters	A Ukupno Total	TEKUĆI RAČUN / <i>Current account</i>							
		1 (1.1 - 1.2) Roba / <i>Goods</i>		2 (2.1 - 2.2) Usluge / <i>Services</i>		3 (3.1 - 3.2) Dohoci / <i>Income</i>		4 (4.1 - 4.2) Tekući transferi <i>Current transfers</i>	
		izvoz Export	uvoz Import	prihodi Revenues	rashodi Expenditures	prihodi Revenues	rashodi Expenditures	prihodi Revenues	rashodi Expenditures
	(1+2+3+4)	1.1	1.2	2.1	2.2	3.1	3.2	4.1	4.2
2006 *	-531.207	648.327	1.497.651	418.036	220.937	65.334	34.534	108.555	18.336
I	-137.180	110.753	267.505	33.287	47.768	7.921	6.809	36.231	3.290
II	-193.632	169.946	404.970	70.317	58.364	17.544	9.370	24.031	2.766
III	-208	188.023	414.686	258.964	62.561	18.958	7.214	23.106	4.797
IV	-200.186	179.604	410.489	55.468	52.245	20.910	11.141	25.187	7.482
2007 *	-825.110	659.734	2.001.380	674.056	233.923	89.420	72.410	100.775	41.381
I	-125.275	153.887	303.794	49.268	45.215	20.148	12.905	23.281	9.946
II	-220.216	169.610	474.061	119.309	52.662	21.312	16.412	24.731	12.043
III	76.854	171.738	480.518	425.768	57.774	22.733	19.246	22.189	8.036
IV	-556.474	164.498	743.008	79.710	78.272	25.228	23.847	30.574	11.357
2008	-975,762	529,586	1,970,656	753,365	351,196	110,637	120,570	109,321	36,248
I	-308,677	110,589	431,189	64,013	69,646	23,367	17,409	21,911	10,314
II	-346,750	159,187	567,751	134,461	93,951	25,142	24,609	29,483	8,711
III	-43,228	149,320	561,571	465,793	102,428	30,708	45,093	28,819	8,775
IV	-277.107	110.490	410.145	89.098	85.171	31.420	33.459	29.108	8.448

/nastavak/

/ continued /

Kvartali Quarters	B Ukupno Total	KAPITALNI I FINANSIJSKI RAČUN / CAPITAL AND FINANCIAL ACCOUNT					Neto greške i omaške Net errors and omissions
		račun kapitala Capital account	2 (2.1+2.2+2.3+2.4)				
			Finansijski račun / Financial account				
			direktne investicije-neto Direct investments - net	porfolio investicije-neto Portfolio investments - net	ostale investicije- neto Other investments - net	promjena rezervi CBCG Change in CBM reserves	
(1+2)	1	2.1	2.2	2.3	2.4	(-A-B)	
2006 *	536.502	-14.028	466.701	-9.944	230.820	-137.047	-5.295
I	151.176	-9.648	60.162	60	68.235	32.367	-13.996
II	166.356	-3.540	99.771	3.618	101.734	-35.227	27.276
III	-14.786	441	83.318	2.888	-42.545	-58.888	14.994
IV	233.755	-1.281	223.449	-16.510	103.397	-75.300	-33.569
2007 *	720.785	-1.435	524.876	4.692	343.452	-150.800	104.325
I	212.887	-642	132.412	9.731	105.013	-33.626	-87.612
II	229.203	-734	196.630	-8.314	121.901	-80.280	-8.987
III	-164.174	39	47.163	14.800	-140.368	-85.808	87.320
IV	442.870	-97	148.671	-11.524	256.906	48.914	113.604
2008	1,109,635	-463	567,609	-15,538	402,740	155,286	-133,873
I	382,999	-77	140,874	-7,638	245,133	4,707	-74,322
II	348,477	-24	179,220	-3,573	213,228	-40,374	-1,727
III	-105,041	-209	131,524	1,617	-191,467	-46,505	148,269
IV	483,200	-153	115,991	-5,943	135,846	237,459	-206,093

¹⁾ IZVOR: Centralna banka Crne Gore¹⁾ SOURCE: Central Bank of Montenegro

METODOLOŠKA OBJAŠNJENJA

STANOVNIŠTVO

Izvori podataka – Podaci o rođenim, umrlim i zaključenim brakovima prikupljaju se od matičara, a podaci o razvedenim brakovima od sudova nadležnih za razvod braka.

Podaci o unutrašnjim migracijama prikupljaju se od Ministarstva unutrašnjih poslova i javne uprave. Jedinica posmatranja su pojedinačni događaji preseljenja (doseljenja i odseljenja) unutar granica Crne Gore.

Obuhvatnost i definicije – Podaci o prirodnom kretanju stanovništva obuhvataju broj rođenih, umrlih i vjenčanih, koji je registrovan u matičnoj službi, dok se broj razvedenih brakova prikupljaju od strane nadležnih sudova.

Jedinica posmatranja su pojedinačni događaji preseljenja (doseljenja i odseljenja) unutar granica Crne Gore.

Metodološki materijal – Detaljna objašnjenja o metodologiji primjenjenoj u vitalnoj statistici nalaze se u Uputstvu za matičare o popunjavanju statističkih listića (o rođenju, slučaju smrti i vjenčanju) i u Uputstvu za sudije o popunjavanju statističkih listića o razvedenom braku.

ZAPOSLENOST I ZARADE

Zaposlenost

Podaci o godišnjem prosjeku zaposlenih izračunati su na osnovu dva stanja (31.marta i 30.septembar), a dobijeni su redovnim polugodišnjim izvještajem o zaposlenim i zaradama zaposlenih (RAD – IP) kao i na osnovu podataka koji su regulisani Zakonom o evidencijama u oblasti rada i zapošljavanja ("Sl.list RCG", br.69/03), a vode ih Fondovi Penzijsko invalidskog osiguranja i Zdravstva, koje Zavod za statistiku redovno preuzima od istih.

Podaci o mjesečnom broju zaposlenih dobijeni su na osnovu redovnog mjesečnog istraživanja o zaposlenima i zaradama zaposlenih (Rad – 1, koje se vrši na bazi uzorka i prijava – odjava osiguranika koje vode Republički Fond Penzijsko invalidskog osiguranja i Fond Zdravstva.

Obuhvatnost

Polugodišnjim izvještajem o zaposlenima i zaradama zaposlenih (RAD – IP) obuhvaćena su preduzeća, ustanove i organizacije svih oblika svojine. Ovim istraživanjem nijesu obuhvaćeni strani državljani zaposleni u našoj zemlji. Ne smatraju se zaposlenima lica koja rade po ugovoru o djelu ili po ugovoru o obavljanju privremenih i povremenih poslova.

Podaci o nezaposlenim licima obuhvataju sva lica koja su kod Zavoda za zapošljavanje registrovana kao nezaposlena.

Definicije

Pod pojmom zaposleni podrazumijevaju se sva lica koja imaju zasnovan radni odnos sa preduzećem, ustanovom ili organizacijom ili individualnim poslodavcem bez obzira da li su radni odnos zasnovali na neodređeno ili određeno vrijeme i da li rade puno ili kraće od punog radnog vremena.

METHODOLOGICAL EXPLANATIONS

POPULATION

Data sources – Data on births, deaths and marriages are collected from Registry Offices and data on divorces from the courts of respective jurisdiction.

Data on internal migrations are collected from the Ministry of Internal Affairs and Public Administration.

Coverage and definitions – Data on population changes include the number of births, deaths and marriages, registered by Registry Offices, while the number of divorces is collected by the courts of respective jurisdiction.

Observation units are individual occurrences of migrations (moving in and out) within the borders of Montenegro.

Methodological material – Detailed explanation on methodology applied in vital statistics can be found in the Instructions for the filling and submitting of statistical questionnaires (on births, deaths and marriages) as well as in the Instructions for judges for the filing of statistical questionnaires on divorces.

EMPLOYMENT AND EARNINGS

Employment

The data on annual average of employees are calculated on the basis of two reports (31 March and 30 September) and they are obtained from the regular semiannual report on employees and their earnings (RAD-IP), as well as on the basis of data regulated by the Law on Records in Labor and Employment ("Official Gazette of Republic of Montenegro", No. 69/03), and managed by the Fund for Pension and Disability Insurance and Health Fund.

The data on monthly number of employees are obtained by regular monthly survey of employees and their earnings (RAD-1), conducted on the basis of sample, and registration / withdrawal of beneficiaries in Republic Health Fund and Fund for Pension and Disability Insurance.

Coverage

The Semiannual Report on employees and their earnings (RAD-1) includes enterprises, institutions and organizations of all types of ownership. This survey does not include foreign citizens employed in our country. The persons that work pursuant to a job contract or a contract on casual engagement are not considered as employed.

Data about unemployed persons include all persons which are registered as unemployed in the Employment Agency.

Definitions

The term "employees" refers to all persons being employed in enterprises, institutions, organizations or by self-employed individuals no matter whether their employment status is based on a permanent or temporary contract and whether they work on a full-time or part-time basis.

Nezaposleni**Definicije**

Podaci o broju nezaposlenih lica preuzeti su od Zavoda za zapošljavanje i obuhvataju samo lica koja su registrovana kod ove službe.

U grupi „lica koja traže zaposlenje“ obuhvaćena su lica shodno članu 4 Zakona o zapošljavanju, stav prvi: „nezaposlenim licem, u smislu ovoga Zakona, smatra se lice od 15-65.godina života koje se nalazi na evidenciji Zavoda za zapošljavanje Crne Gore (u daljem tekstu: Zavod) i aktivno traži započenje, kao i strani državljanin ili lice bez državljanstva, koji ima odobrenje za stalno nastanjenje i odobrenje za zasnivanje radnog odnosa u Crnoj Gori”.

U grupi „lica koja primaju novčanu naknadu“ obuhvaćena su lica koja shodno članu 48 Zakona o zapošljavanju Crne Gore, stav prvi: „pravo na novčanu naknadu ostvaruje osiguranik kojem je u smislu Zakona o radu prestao radni odnos bez njegovog zahtjeva, saglasnosti ili krivice, a koji je bio u radnom odnosu kod jednog ili više poslodavaca sa punim radnim vremenom najmanje 9 mjeseci neprekidno ili 12 mjeseci sa prekidima u posljednjih 18 mjeseci (u daljem tekstu: staž osiguranja), ako se prijavi Zavodu u roku od 30 dana od dana prestanka radnog odnosa“.

U grupi „nezaposlene osobe” koje su se tokom izvještajnog mjeseca prijavile na evidenciju Zavoda za zapošljavanje Crne Gore obuhvataju grupe novoprijavljenih lica”:

- Prvi put, nema zapošljavanja – odnosi se na lica koja su se prvi put prijavila na evidenciju Zavoda, a do tada nijesu bila zapošljavana;
- Prvi put, ima zapošljavanja – lica koja su se prvi put prijavila na evidenciju Zavoda, a do tada nijesu bila zapošljavana;
- Nije prvi put, nema zapošljavanja- lica koja su se više puta prijavljivala na evidenciju Zavoda, a nisu bila zapošljavana;
- Nije prvi put, ima zapošljavanja – lica koja su se više puta prijavljivala na evidenciju Zavoda, a bila su zapošljavana;

U grupi „prestanak vođenja evidencije“ obuhvaćena su lica koja shodno članu 86 Zakona o zapošljavanju, stav prvi: „evidencija o nezaposlenom licu prestaje da se vodi ako:

1. zaključi ugovor o radu sa punim radnim vremenom;
2. se odjavi iz evidencije nezaposlenih lica;
3. odbije uključivanje ili ne izvršava obaveze utvrđene ugovorom o uključivanju u program aktivne politike zapošljavanja;
4. postane vlasnik ili većinski suvlasnik preduzeća;
5. postane preduzetnik;

Unemployed**Definitions**

Data about unemployed persons are taken from the Employment Agency and include only persons registered at the Agency.

The group “persons looking for employment” includes persons defined according to the article 4, par. 1 of the Law on Employment as: “an unemployed person, according to this Law, is a person aged 15-65 which is in the records of the Employment Agency of Montenegro (furthermore: EAM) and is actively looking for employment, as well as a foreigner or a person without citizenship, who has the permission for permanent residence as well as the permission for starting work in Montenegro”.

The group “persons receiving social benefits” includes persons who, according to the article 4, par. 1 of the Law on Employment: “receive the monetary benefit for stopped working without person’s request, compliance or guilt, and who was working for one ore more employers the full working time for at least 9 months without a break or 12 months with breaks in the last 18 months (furthermore: duration of insurance), if he/she reports to the EAM within 30 days of stopping to work.

The group “unemployed persons” who reported themselves to the records of the Employment Agency of Montenegro within the reporting month includes the groups of newly reported persons:

- First time, no employment– refers to persons who are reported for the first time in the records of EAM, and were not previously employed;
- First time, with employment – persons who are reported for the first time in the records of the EAM, and used to be employed;
- Not-first time, no employment – persons who reported to the records of EAM several times, and were not employed;
- Not-first time, no employment persons who reported to the records of EAM several times, and used to be employed;

The group “stopped keeping records” includes persons who, according to the article 86, refer to the par. 1 of the Law on Employment: “records on the unemployed person is stopped to be kept if:

- 1 the person signs contract on work with full working time;
- 2 is signed off from the records of the unemployed persons;
- 3 refuses inclusion or does not perform obligations specified in the agreement on the inclusion in the programme of active employment policy;
- 4 becomes the owner or major co-owner of an enterprise;
- 5 becomes an entrepreneur;

6. odbije odgovarajuće zaposlenje;
7. nije dalo tačne podatke o ispunjavanju uslova za sticanje statusa nezaposlenog lica;
8. navrš 65 godina života;
9. ostvari pravo na starosnu ili invalidsku penziju;
10. ostane potpuno nesposoban za rad;
11. ode na izdržavanje kazne zatvora u trajanju dužem od šest mjeseci;
12. aktivno ne traži zaposlenje;
13. je radno angažovano suprotno propisima o radnim odnosima („rad na crno“);
14. postane osiguranik – zemljoradnik, u skladu sa Zakonom o penzijskom i invalidskom osiguranju“.

ZARADE

Izvori podataka

Podaci o prosječnim zaradama prikazuju zarade isplaćene u mjesecu i dobijeni su iz redovnog mjesečnog istraživanja Mjesečni izvještaj o zaposlenim i zaradama (obrazac RAD-1).

Obuhvatnost

Istraživanjem su obuhvaćena preduzeća, ustanove, zadruge ili organizacije, svih oblika svojine kao i njihove jedinice u sastavu, po organizaciono teritorijalnom principu, počev od nivoa opštine.

Definicije

Zaradu u smislu člana 78. Zakona o radu čini: zarada koju je zaposleni ostvario za obavljeni rad i vrijeme provedeno na radu, uvećana zarada, naknada zarade i druga primanja utvrđena kolektivnim ugovorom i ugovorom o radu čini bruto zaradu u smislu ovog zakona.

Zarada se uvećava u skladu sa kolektivnim ugovorom i ugovorom o radu za: rad duži od punog radnog vremena; noćni rad; rad u dane državnih i vjerskih praznika koji su zakonom utvrđeni kao neradni dani; minuli rad i u drugim slučajevima utvrđenim kolektivnim ugovorom i ugovorom o djelu.

Prosječna zarada izračunava se tako što se ukupno isplaćena masa zarada u mjesecu dijeli sa brojem zaposlenih na koje se odnose izvršene isplate.

Zaradu bez poreza i doprinosa čini zarada umanjena za poreze i doprinose na teret zaposlenog.

Indeks realne prosječne zarade bez poreza i doprinosa predstavlja odnos između indeksa nominalne prosječne zarade bez poreza i doprinosa i indeksa potrošačkih cijena.

6. *refuses appropriate employment;*
7. *did not give correct data on meeting conditions for getting the unemployment status*
8. *is 65 years old;*
9. *gets right to the old-age and survivor pensions;*
10. *is completely incapable to work;*
11. *is serving the imprisonment punishment longer than 6 months;*
12. *is not actively looking for employment;*
13. *is working contrary to the regulations on labour ("unregistered work");*
14. *becomes insured by agriculture, in compliance with the Law on pension and disability insurance.*

WAGES

Data sources

The data on average wages present wages paid out in a month, and are obtained from regular monthly survey Monthly report on employees and their earnings (questionnaire RAD-1).

Coverage

The survey covers enterprises, institutions, cooperatives or organizations as well as their composite units of all kinds of ownership, by organizational and territorial principle, starting from the level of municipality.

Definitions

Wage, within the meaning of Article 78th Law on Labour, consists of earnings by the employee made for work performed and time spent at work, increased earnings, compensation earnings and other income is determined collective agreement and the agreement on the work constitutes gross earnings within the meaning of this Act.

Earnings increases in accordance with the collective agreement and the agreement on the work for: work longer than full working hours, night work, work in the days of national and religious holidays that are fixed by law as non-working days, past performance in other cases established by collective agreement and the agreement on work.

Calculation of the average earnings is done so that the total sum of all monthly earnings is divided by the number of employees to whom the paid earnings refer.

Net salaries and wages are tax and contributions deducted (gross) salaries and wages.

Index real average wage without taxes and contributions is the relationship between indices of nominal average wage without taxes and contributions, and the index of consumer prices.

CIJENE**CIJENE PROIZVODJAČA INDUSTRIJSKIH PROIZVODA**

Pod prodajnom cijenom proizvođača industrijskih proizvoda podrazumijeva se cijena po kojoj proizvođači prodaju svoje proizvode u najvećim količinama nadomaćem tržištu. U cijenu ulazi regres koji ostvaruje prodavac a odbija se rabat, popust, kasa skonto i sl, ako ih prodavac odobrava kupcima. U cijenu ne ulazi porez na dodatu vrijednost.

Ove cijene prikupljaju se mjesečnim izvještajima koje neposredno dostavljaju izabrana preduzeća za oko 250 industrijskih proizvoda. Izbor industrijskih preduzeća izvršen je prema njihovom učešću u ukupnoj realizaciji određene oblasti.

Prosječne mjesečne cijene računaju se ponderisanjem tekućih mjesečnih cijena odgovarajućih proizvoda, a godišnje prosječne cijene proizvođača industrijskih proizvoda predstavljaju neponderisani prosjek mjesečnih cijena.

Indeksi cijena izračunavaju se ponderima na bazi podataka o realizaciji industrijske proizvodnje. Svake godine vrši se korekcija pondera, a novi ponderi izračunavaju se svake pete godine.

Indeksi cijena proizvođača industrijskih proizvoda preračunavaju se početkom svake godine na prethodnu godinu kao baznu.

POTROŠAČKE CIJENE

Potrošačke cijene su cijene po kojima trgovina na malo, individualni proizvođači i vršioci usluga prodaju svoje proizvode i usluge krajnjim potrošačima, uključujući sve poreze i takse koje se plaćaju u prometu na malo.

Potrošačke cijene prate se u četiri grada Crne Gore: Podgorici, Nikšiću, Kotoru i Pljevljima, koji predstavljaju veće tržišne centre. Cijene industrijsko-neprehrambenih proizvoda snimaju se jedanput mjesečno u periodu od 3. - 10.-og, industrijsko - prehrambenih proizvoda od 11. - 14.-og, usluga od 14-16.-og, a cijene poljoprivrednih proizvoda od 15 - 21.-og u mjesecu.

Prosječne mjesečne cijene za grad kod svih proizvoda i usluga, računaju se neponderisanom geometrijskom sredinom, dok se prosječne mjesečne cijene za Crnu Goru računaju na bazi prosječnih cijena iz četiri grada koje se ponderišu strukturom potrošnje domaćinstava.

PRICES**PRODUCER PRICES OF INDUSTRIAL PRODUCTS**

Producer prices of industrial products is the price according to which the producers sell their products in the most numerous quantities on the domestic market. The price also includes the regress achieved by the producer, and deduces the rebate, discounts, cash sconto, etc., if the producer approves them to the buyer.

The price does not include value added tax..

These prices are collected through the monthly surveys submitted directly by the chosen enterprises for about 250 industrial products. The list of industrial enterprises is done on the basis of their participation in the total realization of certain area.

Average monthly prices are calculated by weighting the current monthly prices of corresponding products, and annual average producer prices of industrial products

present the un-weighted average of the monthly prices.

Price indexes are calculated with weights based on the data on the total realization of industrial production. The correction of weights is done every year, and the new weights are calculated every five years.

Indices of producer prices of industrial products are recalculated in the beginning of each year using the previous year as the base year.

CONSUMER PRICES

Consumer prices are the prices at which the retail shop, custom manufacturers and service providers sale their products and services to consumers, including all taxes and fees that are paid in the small.

Consumer prices are monitored in the four cities of Montenegro: Podgorica, Niksic, Pljevlja and Kotor, which represent major market centers. Prices non-industrial products are recorded once a month for a period of 3 - 10 th, industrial - food products from 11 - 14 th, provider of 14-16.-og, and the prices of agricultural products 15-21-th of the month.

Average monthly prices for the city for all products and services are calculated by non-weight geometric mean, while the average monthly prices for Montenegro calculated based on average price in the four cities that weighted by structure of household consumption.

Prosječne godišnje potrošačke cijene predstavljaju neponderisani prosjek cijena za dvanaest mjeseci.

Početkom svake godine vrši se korektura pondera na bazi rasta potrošačkih cijena. Indeksi potrošačkih cijena preračunavaju se početkom svake godine na prethodnu godinu kao bazu.

ŠUMARSTVO

Izvori podataka i obuhvatnost

Podaci se prikupljaju mjesečnim izvještajem ŠUM-22. Ovim izvještajem obuhvaćena su šumarska i druga preduzeća koja u državnim šumama vrše proizvodnju šumskih sortimenata, bez obzira da li im je proizvodnja šumskih sortimenata osnovna djelatnost ili nije.

Definicije

Indeks fizičkog obima iskorišćavanja šuma obračunava se na osnovu podataka o proizvodnji šumskih sortimenata, prema nomenklaturi proizvoda i ponderacionih koeficijenata. Količine predstavljaju neto drvenu masu sortimenata izraženu u kubnim metrima. Za izračunavanje indeksa proizvodnje šumskih sortimenata kao koeficijenti ponderacije koriste se prosječne prodajne cijene proizvoda.

INDUSTRIJA

Izvori podataka

Prikazani podaci prikupljaju se mjesečnim izvještajima industrije na obrascu IND-1.

Obuhvatnost

Mjesečnim izvještajem industrije obuhvataju se sva preduzeća kao i njihovi djelovi koji obavljaju industrijsku djelatnost, odnosno koji su prema Klasifikaciji djelatnosti razvrstani u sektore: Vadjenje rude i kamena, Prerađivačka industrija i Proizvodnja i snabdijevanje električnom energijom, gasom i vodom. Preduzeća neindustrijskih djelatnosti su izvještajne jedinice ako u svom sastavu imaju jedinicu koja se bavi industrijskom djelatnošću.

Nomenklatura

Proizvodnja se iskazuje prema Nomenklaturi industrijskih proizvoda, koju čine industrijski proizvodi i usluge razvrstane po djelatnostima u kojima su proizvedeni.

Indeksi

Indeks fizičkog obima industrijske proizvodnje formiran je na osnovu podataka o količinama proizvoda i ponderacionog sistema. Podaci o količinama daju se prema Nomenklaturi proizvoda i sirovina.

Za obračun indeksa fizičkog obima industrijske proizvodnje ponderi izražavaju prosječnu dodatu vrijednost po jedinici proizvoda.

Average annual consumer prices represent the average non-weight average prices for twelve months.

Beginning of each year is done proofreading weights on the basis of consumer price growth. Consumer price converted at the beginning of each year to the previous year as a base.

FORESTRY

Data sources and coverage

The data are collected on the basis of the monthly survey ŠUM-22. This report covers forestry and other enterprises dealing with production of forest assortments in state forests, disregarding if forest assortments production is their basic activity or not.

Definitions

The physical volume index of forests exploitation is calculated on the basis of data on the production of forest assortments, according to the present nomenclature of products and weights coefficients. Quantities represent net wood mass of assortments expressed in cubic meters. In order to calculate the index of forest assortments production, average purchase prices are used as weighting coefficients.

INDUSTRY

Sources of data

The shown data are collected by monthly surveys (through the questionnaire IND-1).

Coverage

Monthly industry survey includes all enterprises, as well as their parts, performing the industrial activity, i.e. those that are according to the Classification of Activities classified into the following sectors: Mining and quarrying, Manufacturing, Electricity, gas, and water supply. Enterprises of non-industrial activities represent reporting units if they have in their structure a unit dealing with industrial production.

Nomenclature

The production is presented according to the Nomenclature of industrial products, including industrial products and services structured according to the activities in which they were produced.

Indices

Index of physical scope of industrial production is formed on the basis of data on product quantities and weighting system.

The data are provided according to the Nomenclature of products and raw materials. In the calculation of the index of physical scope of industrial production, the weights express the average value added per product unit.

GRAĐEVINARSTVO**Izvor podataka i obuhvat**

Prikazani podaci prikupljaju se tromjesečnim izvještajem građevinarstva GRAĐ-31, kojim su obuhvaćena preduzeća iz oblasti građevinarstva, kao i jedinice koje obavljaju građevinsku djelatnost a nalaze se u sastavu negrađevinskih preduzeća. Podaci se prikupljaju od preduzeća iz Crne Gore kao i poslovnih jedinica stranih preduzeća koja obavljaju građevinsku djelatnost u Crnoj Gori.

Definicije

Vrijednost izvršenih građevinskih radova izražena je u tekućim cijenama i obuhvata sav ugrađeni građevinski materijal i utrošeni rad. Podaci o vrijednosti izvršenih građevinskih radova daju se na osnovu privremenih situacija koje ispostavljaju izvođači radova. U vrijednost nijesu uključeni troškovi nabavke zemljišta, projektovanja, nadzora i PDV-a. Podaci o vrijednosti izvedenih radova odnose se na radove izvedene u izvještajnom periodu na završenim i nezavršenim građevinama.

Broj radnika – Obuhvata sve radnike koji na gradilištima obavljaju građevinske, instalaterske i završne radove, bez obzira na kvalifikaciju, vrstu radnog odnosa (ugovor o radu, ugovor o djelu, iznajmljeni radnici itd.) i dužinu rada na gradilištima. Nijesu uključeni zaposleni koji rade na inženjersko-tehničkim, administrativnim i rukovodećim poslovima.

Izvršeni efektivni časovi rada - Obuhvataju stvarno odrađene časove radnika angažovanih na gradilištima u redovnom radnom vremenu kao i u prekovremenim satima.

Nove narudžbe – Predstavljaju ukupnu vrijednost ugovorenih radova između proizvođača i treće strane na osnovu zaključenog ugovora.

SPOLJNA TRGOVINA**Izvori i metodi prikupljanja podataka**

Izvor podataka za statistiku spoljne trgovine je Jedinstvena Carinska Isprava o izvozu i uvozu robe, koju prilikom carinjenja robe, u ime preduzeća, podnose carinarcima špeditorska preduzeća koja imaju dispoziciju carinskog obveznika.

Obuhvatnost

Pri izvozu obuhvata se sva roba koja potiče iz domaće odnosno proizvodnje iz unutrašnjeg robnog prometa uključujući i tzv. nacionalizovanu robu (roba koja je bila uvezena i ocarinjena, pa se u nepromijenjenom ili doradenom stanju izvozi kao roba porijekla iz Crne Gore na strano tržište). Uvoz obuhvata svu robu uvezenu iz inostranstva koja je ocarinjena i puštena u unutrašnji promet u cilju reprodukcije, investicija ili široke potrošnje.

CONSTRUCTION**Source of data and coverage**

Presented data are collected through a quarterly survey in construction GRAĐ-31, which include enterprises in construction, as well as units performing the activity in construction and are within non-construction enterprises. Data are collected from enterprises from Montenegro as well as the business units of foreign enterprises performing construction activity in Montenegro.

Definitions

Value of finalized construction works is given at current prices and includes all built material and performed work. Data about the value of finalized construction works is given on the basis of temporary situations given by contractors. The value does not include costs of buying the land, engineering, monitoring and VAT. The data on value of finalized work refer to works performed in the reporting period on finished and non-finished construction sites.

Number of workers – Includes all workers who at the construction site perform the construction, installation and final works, no matter to qualification, the type of working contract (contract on work, contract on task, rented workers, etc.) and the duration of work at the construction site. It does not include employees working on engineering-technical, administrative and managerial positions.

Effective working hours – include really performed working hours of workers engaged in the regular working hours, as well as overtime work.

New orders – present the total value of contracted works between producer and third party based on the concluded report.

EXTERNAL TRADE**Sources and methods of data collection**

Data source for external trade statistics is Single Administrative Document on import and export of goods, submitted, on behalf of enterprises, by shipping agents having the disposition of Custom tributary.

Coverage

Export covers all goods of domestic i.e. internal production origin, including so-called nationalized merchandise, (imported goods cleared through the customs, and unchanged exported as goods of Montenegro origin). Import covers all merchandise imported, cleared through the customs, and put on domestic market for reproduction, investment or consumption purposes.

Uključene su i isporuke raznih dobrotvornih organizacija i privatne poklon pošiljke.

Od januara 2008. god. MONSTAT je u skladu, sa preporukama UN-a i EUROSTAT-a primijenio opšti i specijalni trgovinski sistem.

MONSTAT je do sada koristio ublaženu definiciju specijalnog sistema trgovine. Svjesni ograničenja ublažene definicije specijalnog sistema trgovine, u rezultate spoljnotrgovinske razmjene uključen je i ponovni izvoz robe iz carinskih skladišta i slobodnih carinskih zona koji se registruje po opštem sistemu trgovine.

Opšti sistem trgovine koristi se u slučajevima kada se statistička teritorija zemlje poklapa s njenom ekonomskom teritorijom. Prema tome, opšti sistem trgovine predstavlja širi koncept i kod uvoza obuhvata svu robu koja ulazi na ekonomsku teritoriju zemlje koja prikuplja podatke, sa izuzetkom robe koja je u tranzitu, a kad izvoza obuhvata svu robu koja napušta ekonomsku teritoriju zemlje koja prikuplja podatke, sa izuzetkom robe koja je u tranzitu.

Sistem specijalne trgovine predstavlja užu koncept i koristi se u slučajevima kada se statistička teritorija zemlje poklapa samo sa određenim dijelom njene ekonomske teritorije. Stroga definicija specijalnog sistema trgovine koristi se kada statistička teritorija obuhvata samo slobodno cirkulirajuće područje u okviru koga roba može biti raspoloživa bez carinskih ograničenja, to znači da je ona prošla carinski postupak i da se koristi za domaću upotrebu u cilju reprodukcije, široke potrošnje i investicije.

Izvoz obuhvata svu robu koja napušta slobodno cirkulirajuće područje zemlje koja prikuplja podatke.

Definicije

Vrijednost robe u spoljnoj trgovini iskazana je na osnovu cijena koje su postigla preduzeća prilikom sklapanja ugovora. Sve vrijednosti obračunate su na bazi pariteta franko granice Crne Gore: FOB-cijene za izvoz, CIF-cijene za uvoz.

Statistička vrijednost robe koja se izvozi jeste fakturna vrijednost robe. Statistička vrijednost robe koja se uvozi jeste vrijednost koja predstavlja carinsku osnovicu. Podaci o vrijednosti su obračunati po tekućim kursovima koji se primjenjuju za utvrđivanje carinske osnovice. Po tekućim kursovima koji se primjenjuju za utvrđivanje carinske osnovice takođe je izvršen obračun troškova transporta, osiguranja, pretovara i sl. koji se plaćaju u stranoj valuti.

Registracija podataka spoljne trgovine po zemljama vrši se po principu zemlje namjene kod izvoza i zemlje porijekla kod uvoza. To znači da se pri izvozu registruje zemlja u kojoj se roba troši i dalje prerađuje, a pri uvozu ona zemlja u kojoj je roba proizvodnjom dovedena u stanje u kome se uvozi

Deliveries of various charity organizations and private gifts are also included.

Due to the recommendations of UN and EUROSTAT, MONSTAT has since January 2008 applied the general and special trade systems.

So far MONSTAT was using the reduced definition of the special trade system. Being aware of the limitations of the reduced definition of special trade system, the results of external trade include the re-export of goods from customs warehouses and free customs zones which is registered according to general trade system.

General trade system is used in cases when the statistical territory matches with its economic territory. Accordingly, the general trade system presents the wider concept and in import it includes all goods coming in the economic territory of the country which collects data, with the exception of goods in transit, and in export it includes all goods leaving the economic territory of the country which collects data, with the exception of goods in transit.

Special trade system presents the narrow concept and is used in cases when the statistical territory of the country matches only with the certain part of its economic territory. The strict definition of the special trade system is used when the statistical territory includes only the free circulating area in which the goods can be available without the customs limitations, which means that it went through the customs procedure and that it is used for domestic use for the purpose of reproduction, wider consumption and investments.

The export includes all goods which leaves the free circulating area of the country which collects the data.

Definitions

Value of goods in external trade statistics is shown on the basis of prices fixed by organizations and enterprises by contractual stipulation. All values have been calculated on the basis of parity free on Montenegrin border, i.e. F.O.B. export prices and C.I.F. import prices.

Statistical value of goods being exported is the invoice value of goods. Statistical value of goods being imported is the value representing customs base. Data on values are calculated on the basis of exchange rates applied for establishing customs base. Costs of transport, insurance and reloading, etc. paid in foreign currency are calculated at current exchange rates applied for establishing customs base.

Registration of external trade data by country is carried out according to principle of destination country for the export and origin country for the import. It means that, in case of export, the country in which goods are consumed or further processed is registered, and in case of import – the country where the goods have been produced in the condition in which they have been imported.

UNUTRAŠNJA TRGOVINA**Izvori podataka**

Podaci o unutrašnjoj trgovini preduzeća koja se bave trgovinom na malo, prikupljaju se redovnim mjesečnim istraživanjem. Istraživanje je na bazi uzorka i obuhvaćena su preduzeća koja su u Registru jedinica razvrstavanja prema klasifikaciji djelatnosti razvrstana u sektor trgovine.

Podaci o prodaji i otkupu proizvoda poljoprivrede, šumarstva i ribarstva prikupljaju se mjesečnim izvještajima o realizaciji poljoprivrednih proizvoda sopstvene proizvodnje poljoprivrednih preduzeća i zemljoradničkih zadruga i mjesečnim izvještajem o otkupu poljoprivrednih proizvoda od individualnih gazdinstava.

Obuhvatnost

Statistika unutrašnje trgovine obuhvata i prikazuje promet preduzeća čija je osnovna djelatnost trgovina na malo.

Mjesečnim izvještajima o prodaji i otkupu proizvoda poljoprivrede, šumarstva i ribarstva obuhvaćena su poljoprivredna preduzeća, zemljoradničke zadruge kao i druga preduzeća koja su ovlašćena da vrše otkup proizvoda od individualnih gazdinstava u cilju dalje prerade ili prodaje.

Definicije

Promet robe u trgovini na malo predstavlja vrijednost prodate robe preduzeća na malo koja je prodana krajnjim potrošačima, odnosno stanovništvu za ličnu potrošnju i upotrebu u domaćinstvu, kao i pravnim i fizičkim licima za obavljanje djelatnosti.

Podaci o prodaji i otkupu proizvoda poljoprivrede, šumarstva i ribarstva obuhvataju vrijednost prodaje proizvoda iz sopstvene proizvodnje preduzeća i zadruga kao i otkup vrijednosti proizvoda od individualnih gazdinstava, koje vrše zato ovlašćene organizacije u cilju dalje prerade ili prodaje.

UGOSTITELJSTVO**Izvori podataka i obuhvatnost**

Podaci o ostvarenom prometu u ugostiteljstvu po mjesecima, se procjenjuje na osnovu ocjene trenda prometa, dok se ne dobiju rezultati redovnog tromjesečnog istraživanja, ugostiteljstva. Mjesečne procjene se koriguju na osnovu dobijenih rezultata.

Podaci o prometu u ugostiteljstvu prikupljaju se tromjesečnom izvještajnom službom za ugostiteljska preduzeća, po grupama usluga. Godišnjom izvještajnom službom prate se ugostiteljska preduzeća i preduzetnici. Mjesečni podaci ne obuhvataju promet preduzetnika.

INTERNAL TRADE**Sources of data**

Data of internal trade of enterprises dealing with retail trade are collected through regular monthly survey. The survey is sample based and includes all enterprises which are in the Administrative register classified in the sector Trade.

Data about sales and buy out of products in agriculture, forestry and fishery are collected through monthly reports on realization of agricultural products of own production of agricultural enterprises and cooperatives and through monthly report on buying out of agricultural products from individual holdings.

Coverage

Statistics of internal trade covers and presents the turnover of enterprises whose primary activity is retail trade.

Monthly survey on sales and buying out of products in agriculture, forestry and fishing covers agricultural enterprises, agricultural cooperatives, as well as other enterprises authorized to do the buying out of products from individual holdings for future processing or sale.

Definitions

Turnover of goods in retail trade is the retail value of goods of an enterprise sold to final users, i.e., the population for personal consumption and use in household, as well as to private and physical persons for performing the activity.

Data on sales and buying out of products in agriculture, forestry and fishing cover the value of sale of products from own production of enterprises and cooperatives as well as the buying out of value of products from individual holdings, performed by authorized agencies for further processing or sale.

CATERING**Sources of data and coverage**

Data on realized turnover in catering by month are estimated on the basis of estimate of trend of turnover, until the results of the regular quarterly survey in catering are received. Monthly estimates are corrected on the basis of received results.

Data on turnover in catering are collected through quarterly survey survey for enterprises in catering, by groups of services. The annual survey collects data on enterprises in catering and entrepreneurs. Monthly data do not include turnover of entrepreneurs.

Definicije

Prikazani promet u ugostiteljstvu predstavlja vrijednost izvršenih ugostiteljskih usluga koje obuhvataju usluge smještaja, ishrane, točenja pića, kao i druge usluge koje se uobičajeno obavljaju u ugostiteljstvu.

TURIZAM**Izvori podataka i obuhvatnost**

Podaci o broju dolazaka turista i noćenja prikupljeni su redovnim mjesečnim izvještajem (obrazac TU-11). Izvještaji se sastavljaju na osnovi evidencija u knjigama gostiju. Istraživanje se sprovodi na bazi potpunog obuhvata.

Definicije

Izvještajne jedinice jesu svi poslovni subjekti (preduzeća/trgovačka društva, zadruge, ustanove, itd.) i njihovi dijelovi koji obavljaju djelatnost pružanja usluga smještaja turistima; zdravstvene ustanove za svoje objekte u kojima osobe borave radi medicinske rehabilitacije (osobe same snose naknadu za taj boravak); poslovni subjekti i njihovi dijelovi koji se bave posredovanjem u pružanju smještajnih usluga (putničke agencije); poslovni subjekti koji se bave posredovanjem u smještaju gostiju u seoskim kućanstvima; turističke zajednice i druga nadležna tijela za privatne sobe, apartmane ili kuće koje neposredno iznajmljuju turistima; poslovni subjekti i njihovi dijelovi za svoja odmarališta; poslovni subjekti koji su osnovali ili vode brigu i nadzor nad planinarskim domovima; vojne ustanove za svoje ugostiteljske objekte za smještaj gostiju; poslovni subjekti koji se za vrijeme školskih praznika koriste školama, domovima i sličnim objektima kao privremenim smještajnim kapacitetima; Istraživanjem su obuhvaćene sve pravne osobe i njihovi dijelovi te fizičke osobe koje iznajmljuju smještajne objekte turistima (komercijalni objekti).

Turist je svaka osoba koja u mjestu van svog prebivališta provede najmanje jednu noć u ugostiteljskom ili drugom objektu za smještaj turista radi odmora ili rekreacije, zdravlja, studija, sporta, religije, porodice, poslova, javnih misija ili skupova.

U turiste se ne uključuju migranti, pogranični radnici, diplomati, članovi vojnih snaga na redovnim zadacima, izbjeglice, itd.

Prebivalište je mjesto u kojem se osoba nastanila s namjerom da u njemu stalno živi. Turist je registrovan u svakom mjestu ili objektu u kojem boravi i zbog toga, u slučaju promjene mjesta ili objekta, dolazi do njegova ponovnog iskazivanja, a time i do dvostrukosti u podacima. Prema tome, statistika evidentira broj dolazaka turista, a ne broj turista.

Definitions

Presented turnover in catering presents the value of performed catering services including the services of accommodation, food, pouring beverages, as well as other services usually performed in catering.

TOURISM**Sources of data and coverage**

Data about arrivals of tourists and overnight stays are collected through regular monthly survey (form TU-11). The reports are compiled on the basis of records in the guest books. The survey is conducted on the basis of full coverage.

Definitions

Reporting units are all business subjects (enterprises/trade companies, cooperatives, institutions, etc.) and their parts performing activity of providing accommodation services to tourists; health institutions for their objects attended by persons for medical rehabilitation (persons pay by themselves for the stay); business subjects and their parts dealing with intermediation in providing accommodation services (travel agencies); business subjects dealing with intermediation in accommodation of guests in village houses; tourist unions and other competent bodies for private rooms, apartments or houses directly rented by tourists; business subjects and their parts for their resorts; business subjects which founded or take care and monitor the mountain lodgings; military institutions for their catering objects for accommodation of guests; business subjects which are during school holidays used by schools, hostels and similar objects as temporary placing capacities. The survey covers all legal persons and their parts as well as persons renting accommodation to tourists (commercial objects).

Tourist is a person who spends at least one night in an accommodation facility or some other object for accommodation of tourists, in a place other than his/her place of permanent residence for the reason of vacation or recreation, health, studies, sports, religion, family, business, public missions or meetings. Tourists do not include migrants, border workers, diplomats, members of military force in the regular duty, refugees, etc.

Residence is the place where the person is settled intending to permanently live in it. Tourist is registered in a place or object where it resides and due to it, in the case of change of place or object, the double reporting may appear, which may lead to the double data. There the statistic records the arrivals of tourists, and not the number of tourists.

SAOBRAĆAJ, SKLADIŠTENJE I VEZE

Podaci o prevozu putnika i robe u unutrašnjem, pomorskom, vazdušnom i drumskom saobraćaju odnose se na prevoz koji obavljaju saobraćajna preduzeća registrovana u saobraćajnoj djelatnosti, bez obzira da li prevoz obavljaju unutar ili van granica naše zemlje za račun domaćeg ili inostranog korisnika.

Podaci se prikupljaju redovnim mjesečnim i godišnjim statističkim izvještajima saobraćajnih preduzeća.

Željeznički saobraćaj

Prevezeni putnici u unutrašnjem saobraćaju obuhvataju otputovale putnike, otputovale putnike u inostranstvo, prispjele iz inostranstva i putnike u tranzitu. Prevezeni teret obuhvata utovarenu robu u unutrašnjem i u međunarodnom saobraćaju: uvoz, izvoz i tranzit.

Promet na aerodromima

Podaci o prometu putnika i robe na aerodromima dobijeni su na osnovu redovnih mjesečnih i godišnjih izvještaja preduzeća za aerodromske usluge i obuhvataju kompletan promet, odnosno i domaće i strane avione.

Drumski saobraćaj

Podaci o prevozu odnose se na rad domaćih preduzeća drumskog saobraćaja u unutrašnjem i međunarodnom prevozu putnika i tereta.

Gradski saobraćaj

Obuhvaćen je prevoz putnika koji obavljaju saobraćajne organizacije u gradskom i prigradskom saobraćaju

Poštanski saobraćaj

Poštanski saobraćaj obuhvata: Poštanske usluge, telegrafске i telefonske usluge. Poštanske aktivnosti obuhvataju sljedeće usluge: prenos pismonosnih i paketnih pošiljki i usluge platnog prometa.

Pismonosne pošiljke odnose se na otpremljena pisma, dopisnice, novine i časopise, preporuke i vrijednosna pisma u unutrašnjem prometu, a u međunarodnom prometu i u prispjebu. Tranzit nije obuhvaćen.

Platni promet obuhvata uplate poštanskim uputnicama, po žiro i tekućim računima i računskim knjižicama, isplate međunarodnim poštanskim uputnicama i žiro i tekućim računima i računskim i invalidskim knjižicama.

Telegrafске usluge obuhvataju otpremu telegrama u unutrašnjem prometu i prometu sa inostranstvom, uključujući i tranzit.

Telefonske usluge obuhvataju fiksnu i mobilnu mrežu i prikazuju se u onim jedinicama koje se i koriste u tehničkom smislu-minutima.

TRANSPORT, STORAGE AND COMMUNICATIONS

Data on the transport of passengers and goods in the internal, marine, air and road transport refer to the transport performed by transport enterprises registered in transport activities, no matter whether the transport is done inside or outside the borders of our country on the account of domestic or foreign user.

Data are collected through regular monthly or annual statistical surveys from reports of transport enterprises.

Railway transport

Passengers transported in domestic transport include departed passengers, passengers departed abroad, passengers who arrived from abroad and passengers in transit. Transported cargo includes loaded goods in domestic and international transport: import, export and transit.

Traffic in airports

Data about traffic of passengers and goods in airports are received on the basis of regular monthly and annual reports of enterprises for airport services and they cover complete traffic, i.e., both domestic and foreign airplanes.

Road transport

Data about transport refer to the work of domestic enterprises of road transport in internal and international transport of passengers and cargo.

Local transport

It includes the transport of passengers performed by transport organizations in local and commuter services.

Postal communications

Postal communications include: Postal services, telegraphic and telephone services. Postal activities include the following services: transport of letter mail and services of balance of payments.

Letter mail refer to only to mail sent, postal cards, newspaper and magazines, registered and value letters in domestic transport, as well as for the receiving in the international communications. The transit is not included.

Balance of payment includes payments made by postal money orders, by giro and current accounts and account booklets, payments by international postal money orders and giro and current accounts and account and disability booklets.

Telegraph services refer to sending of telegrams in the country as well as to foreign countries, including the transit.

Telephone services include fixed and mobile networks and are presented in the units used in the technical sense -minutes.

MONETARNI AGREGATI**Izvori podataka**

Za izradu monetarne statistike su: bilanci Centralne banke Crne Gore i bilanci banaka. Banke dostavljaju podatke u skladu sa Odlukom o izvještajima koje banke dostavljaju Centralnoj banci Crne Gore.

Za prikupljanje i obradu podataka monetarne statistike nadležna ja Centralna banka Crne Gore.

Definicije

Monetarnu bazu (M0) čine depoziti banaka kod CBCG (obračunski račun banaka i izdvojena obavezna rezerva - do januara 2008. bez dijela koji banke drže u državnim zapisima) i procijenjeni iznos gotovog novca u opticaju.

Monetarni agregat (M1) čine M0, depoziti po viđenju nebankarskog sektora kod banaka i CBCG, u eurima i drugim valutama, isključujući depozite centralne Vlade.

Monetarni agregat (M11) čini M11 uvećan za depozite centralne Vlade po viđenju, u eurima i drugim valutama.

Monetarni agregat (M2) čine M1 i oročeni depoziti nebankarskog sektora kod banaka i CBCG, u eurima i drugim valutama, isključujući depozite centralne Vlade.

Monetarni agregat (M21) čini M11 uvećan za oročene depozite (uključujući depozite centralne Vlade), u eurima i drugim valutama.

Depoziti stanovništva – u tabeli je prikazano stanje ukupnih depozita fizičkih lica kod banaka na kraju perioda i njihova struktura po ročnosti.

PLATNI BILANS CRNE GORE

Bilans plaćanja sastavlja se u skladu sa metodologijom koju je preporučio Međunarodni monetarni fond (Balance of payments Manual, fifth edition, 1993). Izvori podataka su: Republička uprava carina Crne Gore, MONSTAT, Elektroprivreda Crne Gore, Ministarstvo finansija, poslovne banke i CBCG. Bilans plaćanja se iskazuje u eurima. Preračunavanje vrijednosti transakcija iz originalnih valuta u izvještajnu valutu obavlja se: primjenom srednjih kurseva CBCG na dan transakcije, primjenom mjesečnih i godišnjih srednjih prosječnih kurseva CBCG, primjenom srednjeg dnevnog kursa na kraju perioda kod procjene transakcija čija se razlika stanja prati.

Početkom 2005. godine izvršena je revizija podataka koji se odnose na 2004. godinu. Naime, tokom 2004. godine postalo je tehnički moguće pratiti robne transakcije između Crne Gore i Srbije na osnovu podataka Republičke uprave carina Crne Gore, odnosno carinskih deklaracija. Do 2004. godine izvor za praćenje ovih tokova su bili jedino podaci poslovnih banaka o ostvarenom platnom prometu sa inostranstvom, odnosno ITRS.

MONETARY AGGREGATS**The sources of data**

For preparation of monetary statistics are: the balance sheets of the Central Bank of Montenegro and of banks. Banks submit their data according to the Decision on reports that banks submit to the Central Bank of Montenegro.

The Central Bank of Montenegro is responsible for the collection and processing of the data of monetary statistics.

Definitions

***Monetary base (M0)** comprises banks' deposits in the CBM -Payment Operations (banks' giro accounts and allocated reserve requirement until January 2008, excluding the part which banks keep as treasury bills) and the estimated amount of cash in circulation.*

***Monetary aggregate (M1)** comprises M0, demand deposits by the non-banking sector with banks and the CBM, in EUR and other currencies, excluding deposits of the central Government.*

***Monetary aggregate (M11)** comprises M1 plus the central Government's demand deposits in EUR and other currencies.*

***Monetary aggregate (M2)** includes M1 and non-banking sector's time deposits with banks and CBM, in EUR and other currencies, excluding deposits of the central Government.*

***Monetary aggregate (M12)** comprises M11 plus the central Government's time deposits in EUR and other currencies.*

***Deposits by households** – the table present the balance of total deposits of individuals by households at the end of period and their structure by time.*

THE BALANCE OF PAYMENT OF MONTENEGRO

The balance of payments is prepared according to the methodology prescribed by the International Monetary Fund (Balance of Payment, 1993). The sources of data are: Custom Administration of Montenegro, MONSTAT, Montenegrin Electric Enterprise, the Ministry of Finance, commercial banks, and the Central Bank of Montenegro. The balance of payments is presented in EUR. Recalculation of the transaction values from the original currency to the reporting currency is performed by: using the mean exchange rate from the Central Bank of Montenegro and at the end of the period with evaluation transactions whose change is monitored using daily mean exchange rate.

The revision of data referring to 2004 was done in the beginning of 2005. Namely, it was technically possible in 2004 to follow transaction of goods between Montenegro and Serbia on the basis of data from Customs Administration of Montenegro i.e., the customs declarations. Until 2004 the source for viewing these currents was only data of banks about the achieved balance of payments with foreign countries, i.e., ITRS.

Izvor podataka o spoljnoj trgovini od 2005. godine je MONSTAT. U 2008. godini izvršena je revizija podataka o spoljnoj trgovini za 2007. godinu u skladu sa promjenom metodologije koju koristi MONSTAT. Podaci o spoljnoj trgovini u platnom bilansu Crne Gore za 2007. i 2008. godinu prikazani su po opštem sistemu trgovine. CBCG vrši prilagođavanje podataka dobijenih od MONSTAT-a za potrebe platnog bilansa u skladu sa metodologijom MMF-a (Balance of Payments Manual, Fifth edition, IMF, 1993).

Kod evidencije transportnih usluga koriste se podaci banaka o ostvarenom platnom prometu sa inostranstvom.

Prihodi od **putovanja** obuhvataju procijenjene prihode od turizma, koji se dopunjavaju sa podacima o pruženim zdravstveno-rekreativnim uslugama i potrošnjom u cilju školovanja. Do prihoda od turizma se dolazi na osnovu broja noćenja (podatak MONSTAT-a) i procijenjene prosječne dnev-ne potrošnje. Početkom 2006. godine korigovan je model za procjenu prihoda od turizma, korekcija se odnosi na 2003. i 2004. godinu. Podaci o rashodima za turizam dobijaju se na osnovu ostvarenog platnog prometa sa inostranstvom.

Finansijske usluge (usluge osiguranje i reosiguranja, zastupnička i posrednička provizija i provizija i troškovi u bankarskom poslovanju) se prate na osnovu statistike platnog prometa sa inostranstvom. Ostale usluge obuhvataju građevinske usluge, ptt i komunikacijske usluge, usluge osiguranja, kompjuterske i informacione usluge, autorska prava i honorare od izdavanja dozvola i ostale poslovne usluge. Podaci o njima se dobijaju iz statistike platnog prometa sa inostranstvom, a na osnovu izvještaja banaka.

Račun dohotka uključuje podatke iz statistike platnog prometa sa inostranstvom o kompenzacijama, zaposlenima, plaćanjima i naplatama po osnovu kamata, plaćenim i naplaćenim dividendama. Izvor podataka su izvještaji banaka i CBCG.

Tekući transferi obuhvataju podatke o transferima sektora vlade i ostalih sektora koji se dobijaju iz statistike platnog prometa sa inostranstvom.

Direktne i portfolio investicije prate se na osnovu podataka statistike platnog prometa sa inostranstvom i sprovedenih anketa. Ostale investicije koje obuhvataju podatke o kreditima, trgovinskim kreditima, gotovini i depozitima se dobijaju iz statistike platnog prometa sa inostranstvom.

Rezerve Centralne banke Crne Gore obuhvataju sredstva komercijalnih banaka deponovana kod ino banaka, sredstva Centralne banke deponovana kod ino banaka, sredstva u trezoru CBCG i rezervne pozicije kod MMF-a. Izvor podataka je CBCG (monetarna statistika).

Since 2005, the source of data about external trade is MONSTAT. In 2008. accomplished revision data from external trade for 2007 with methodology which use MONSTAT. CBM makes adjustments of data received from MONSTAT in order to harmonize them with the IMF methodology (Balance of Payments Manual, Fifth edition, IMF, 1993).

The registering of transportation services uses banks' data on performed international payment operations.

Incomes from travelling include estimated incomes from tourism, which are supplemented by data on provided health- recreation services and expenditures for education. Data on expenditures in tourism are obtained on the basis of the number of tourist overnight stays (data from MONSTAT) and estimated average daily consumption.

The model for estimation of incomes from tourism was modified in the beginning of 2006, and the correction refers to 2003 and 2004. Data on expenditures in tourism are obtained on the basis of international payment operations.

Financial services (insurance and reinsurance, representative and mediation commission fees, and commission fees and expenses for banking operations) are covered on the basis of foreign payment operations statistics. Other services include investment work in foreign countries, PTT and communication services, forwarding services, expenses for the maintenance of representative offices, computer and information technology services, author's fee, and fee for license issuance, as well as other business services. The data is obtained from foreign payment operations statistics and banks' reports.

Income statement comprises data from foreign payment operations statistics on compensations to employees, payments, and charged dividends. The source of data is banks' reports.

Current transfers include data about transfers of Government sector and other sectors received from balance of payment with foreign countries.

Direct and portfolio investments are followed on the basis of data of international payment operations statistics and conducted surveys. Other investments include data about loans, trade loans, cash and deposits and are obtained from the balance of payment statistics with foreign countries.

The Central Bank of Montenegro's reserves comprise commercial banks' fund deposited in international bank and the CBM funds deposited in foreign banks, funds in the CBM treasury and reserve positions in IMF. The source of data is CBM (monetary statistics).

REDAKCIJA / EDITORIAL BOARD :

RAJKO LAKOVIĆ, rukovodilac / coordinator
Mr.Gordana Radojević, Gojko Dragaš, Branka Šušić – Radovanović,
Radmila Šišević, Darko Krkeljić

Tehnički urednik / *Editor* : Radmila Šišević
Grafički prikazi / *Graphs* : Radmila Šišević
Prevod / *Translated by*: Irena Mihailović

IZDAJE I ŠTAMPA: Zavod za statistiku Crne Gore – MONSTAT, Podgorica, IV Proleterske br. 2
Prilikom korišćenja navesti izvor – preporučuje se skraćenica – MSP, br.- /2008

ODGOVARA: Radomir Đurović, direktor.

Izlazi 25-og u mjesecu. Tiraž 150 primjeraka. Prodajno odjeljenje: Tel: +382 20 230-773

PUBLISHED AND PRINTED BY: Statistical Office of Montenegro – MONSTAT, Podgorica, IV Proleterske no. 2
Data using is subject to quoting source – abbreviation recommended: MSR, no. -/2008

RESPONSIBLE: Radomir Đurović, Director.

Issued on 25th in a month. Circulation 150 copies. Department of sales: +382 20 230-773

E-mail: statistika@cg.yu Web Site: www.monstat.cg.yu