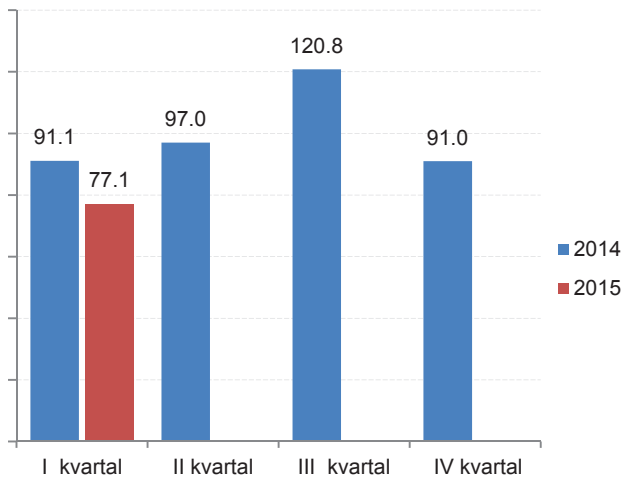


**SAOBRAĆAJ, SKLADIŠTENJE I VEZE**  
**TRANSPORT, STORAGE AND COMMUNICATIONS**

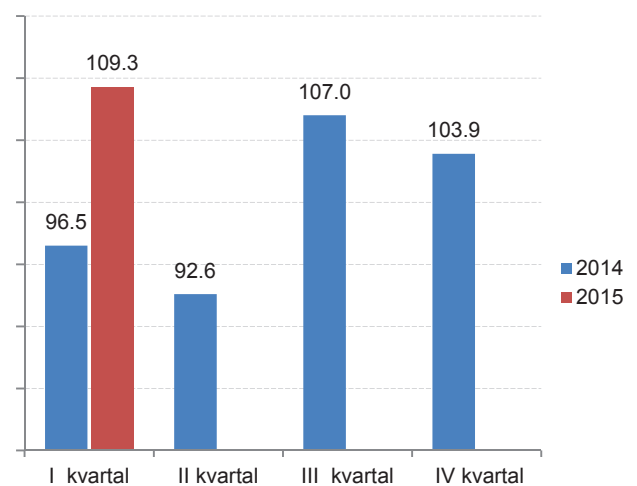
**Željeznički saobraćaj / Railway transport**

Ø 2014 = 100

**Putnički / Passengers**



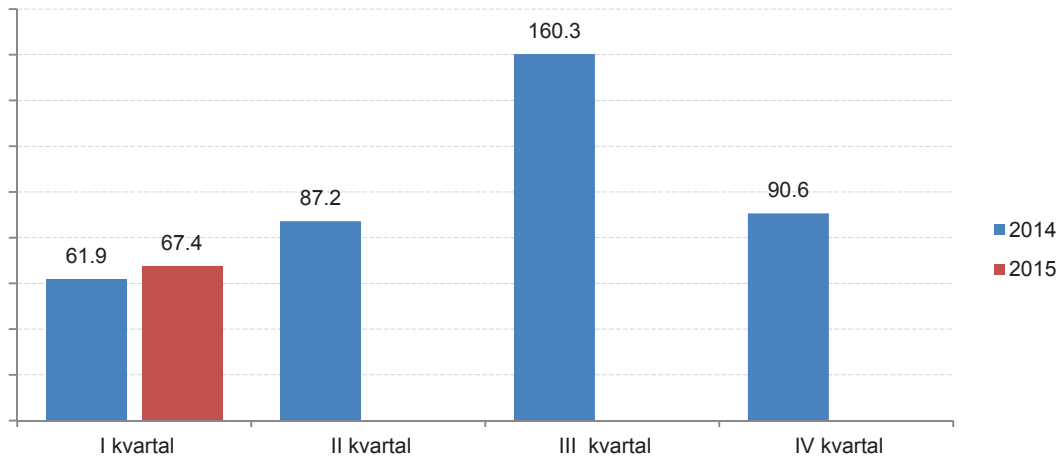
**Robni / Goods**



	ŽELJEZNIČKI SAOBRAĆAJ / RAILWAY TRANSPORT					
	Putnički / Passenger			Robni / Goods		
	indeks Index	putnici u 000 Passengers, thousands	putnički km u 000 Passenger kilometres in thousands	Indeks Index	prevoz robe u 000 t Goods in thousands tonnes	tonski km u 000 Tonne- kilometres in thousands
2010	119,1	755	90 660	159,7	1213	150 699
2011	85,5	692	65 100	143,6	1050	135 522
2012	81,9	781	62 377	77,7	683	73 337
2013	96,5	922	73 439	111,0	1 049	104 731
<b>2014</b>	<b>100,0</b>	<b>1 122</b>	<b>76 142</b>	<b>100,0</b>	<b>903</b>	<b>94 359</b>
<b>2014</b>						
I kvartal/ quarter	91,1	239	17 342	96,5	246	22 773
II kvartal/quarter	97,0	278	18 473	92,6	223*	21 850
III kvarta/ quarter	120,8	339	23 000	107,0	209	25 236
IV kvarta/ quarter	91,0	266	17 327	103,9	225	24 500
<b>2015</b>						
I kvartal/ quarter	77,1	240	14 667	109,3	241	25 786
II kvartal/quarter						
III kvarta/ quarter						
IV kvarta/ quarter						

**SAOBRAĆAJ, SKLADIŠTENJE I VEZE**  
**TRANSPORT, STORAGE AND COMMUNICATIONS**

**Drumski saobraćaj - Putnički / Road transport – passengers**



Ø 2014 = 100

	DRUMSKI SAOBRAĆAJ / ROAD TRANSPORT							
	PUTNIČKI / PASSENGERS				ROBNI <sup>1)</sup> / GOODS <sup>1)</sup>			
	indeks <i>Index</i>	putnici u 000 <i>Passengers, thous.</i>	putnički km u 000 <i>Passenger kilometres in thous.</i>	autobuski km u 000 <i>Buskilometres in thous</i>	indeks <i>Index</i>	roba u 000 tona <i>Goods in thousands tonnes</i>	tonski km u 000 <i>Tonne- kilometres in thous.</i>	Pređeni km vozila sa utovarom, u hilj. <i>Kilometres made, in thous.</i>
2010	75,2	6 209	80 833	20 517	247,5	1 839	166 564	12 411
2011	74,5	6 240	80 166	18 700	152,2	1 247	102 465	12 108
2012	103,4	5 726	111 242	19 086	113,6	398	76 450	12 014
2013	101,2	6 220	108 802	16 697	100,0	684	67 305	9 659
<b>2014</b>	<b>100,0</b>	<b>6 889</b>	<b>107 537</b>	<b>16 996</b>	...	...	...	...
<b>2014</b>								
I kvartal/ quarter	61,9	1 353	16 644	3 624	...	152	29 245	1 874
II kvartal/quarter	87,2	1 621	23 438	4 108	...	181*	35 476*	1 767*
III kvarta/ quarter	160,3	2 136	43 099	5 008	...	169	36 444	1 907
IV kvarta/ quarter	90,6	1 779	24 356	4 256	...	137	21 318	1 378
<b>2015</b>								
I kvartal/ quarter	67,4	1 410	18 132	4 109	...	...	...	...
II kvarta/quarter								
III kvarta/ quarter								
IV kvarta/ quarter								

<sup>1)</sup> Izmjena metodologije za sprovođenje istraživanja o drumskom teretnom saobraćaju izazvala je prekid u vremenskoj seriji.

<sup>1)</sup> Changes in the methodology for conducting research on road freight transport has caused a break in the time series..

Napomena: Isprekidana linija označava prekid serije / Note: Broken/dotted line implies the brake in series

**SAOBRAĆAJ, SKLADIŠTENJE I VEZE**  
**STORAGE AND COMMUNICATIONS**

Ø 2014 = 100

**PROMET NA AERODROMIMA/ TRAFFIC AT AIRPORTS**

	PUTNIČKI / PASSENGERS		ROBNI / GOODS
	indeks <i>Index</i>	prevoz putnika <i>Transport of passengers</i>	prevoz robe u tonama <i>Transport of goods in tonnes</i>
2010	74,8	1 205 536	2 159
2011	78,1	1 258 835	1 074
2012	84,2	1 357 516	766
2013	96,7	1 558 940*	768
<b>2014</b>	<b>100,0</b>	<b>1 612 130</b>	<b>862</b>
<b>2014</b>			
I kvartal/ quarter	38,1	153 729	165
II kvartal/quarter	105,8	426 445*	221
III kvarta/ quarter	202,3	815 366*	246*
IV kvarta/ quarter	53,7	216 590	230
<b>2015</b>			
I kvartal/ quarter	42,2	170 032	186
II kvartal/quarter			
III kvarta/ quarter			
IV kvarta/ quarter			

**GRADSKI SAOBRAĆAJ/ LOCAL TRANSPORT**

Kvartali/ <i>Quarters</i>	indeks <i>Index</i>	prevezeno putnika u 000 <i>Passengers in thousands</i>
2011	94,2	728
2012	82,4	637
2013	90,4	699
<b>2014</b>	<b>100,0</b>	<b>773</b>
<b>2014</b>		
I kvartal/ quarter	85,4	165
II kvartal/quarter	87,5	169
III kvarta/ quarter	106,6	206
IV kvarta/ quarter	120,6	233
<b>2015</b>		
I kvartal/ quarter	100,9	195
II kvartal/quarter		
III kvarta/ quarter		
IV kvarta/ quarter		

**SAOBRAĆAJ, SKLADIŠTENJE I VEZE / TRANSPORT, STORAGE AND COMMUNICATIONS**  
**POMORSKI SAOBRAĆAJ / MARINE TRANSPORT**

Ø 2014 = 100

	Prevoz robe i putnika / Transport of goods and passengers			Promet u lukama ( u tonama) / Turnover in harbours (tonnes)				
	indeks prev. putnika <i>Index of passengers</i>	roba u tonama <i>Goods in tonnes</i>	putnici <i>Passengers</i>	indeks <i>Index</i>	ukupno <i>Total</i>	unutrašnji promet <i>Internal turnover</i>	izvoz <sup>1)</sup> <i>Export</i>	uvoz <sup>2)</sup> <i>Import</i>
2011	163,4	280 190	69 436	141,0	1 749 982	-	758 193	960 360
2012	125,3	108 642	53 259	98,9	1 227 877	-	416 978	800 187
2013	101,4	51 059	43 097	104,3	1 295 366	-	597 675	669 384
<b>2014</b>	<b>100,0</b>	<b>54 640</b>	<b>42 489</b>	<b>100,0</b>	<b>1 241 431</b>	-	<b>533 780</b>	<b>705 991</b>
<b>2014</b>								
I kvartal/ quarter	40,1	15 771	4 260	78,4	243 451	-	94 292	149 159
II kvartal/quarter	76,3	15 460	8 102	99,4	308 449	-	127 559	179 447
III kvarta/ quarter	244,6	12 594	25 985	120,9	375 229	-	162 294	212 718
IV kvarta/ quarter	39,0	10 815	4 142	101,3	314 302	-	149 635	164 667
<b>2015</b>								
I kvartal/ quarter	35,1	13 598	3 728	98,4	305 496	-	154 908	149 406
II kvartal/quarter								
III kvarta/ quarter								
IV kvarta/ quarter								

<sup>1)</sup>Tranzit utovar prikazan kod izvoza<sup>2)</sup>Tranzit istovar prikazan kod uvoza<sup>1)</sup> Transit loading presented in export<sup>2)</sup> Transit loading presented in import

**P T T SAOBRAĆAJ / POSTAL, TELEGRAPH AND TELEPHONE (PTT) COMMUNICATIONS**

	Poštanske usluge <sup>1)</sup> / Postal services <sup>1)</sup>			Telefonske usluge / Telephone services	
	pisma u 000 komada <i>Letters in thousands pcs.</i>	paketi u 000 komada <i>Packages in thousands pcs.</i>	Tiskovine i ostalo, u 000 komada <i>Other printed papers in thousands pcs.</i>	fiksna telefonija <i>Fixed telephony</i>	mobilna telefonija <i>Mobile telephony</i>
				minuti u 000 <i>Minutes in thous.</i>	minuti u 000 <i>Minutes in thous.</i>
2011	7 488	29	594	423 869	1 803 764
2012	9 458	37	497	408 638	1 972 182
2013	11 335	42	70	362 301	1 989 825
<b>2014</b>	<b>12 921</b>	<b>67</b>	<b>88</b>	<b>282 637</b>	<b>2 202 048</b>
<b>2014</b>					
I kvartal/ quarter	3 192	14	20	73 057	479 539
II kvartal/quarter	3 080	23	16	74 218	558 078
III kvarta/ quarter	3 247	12	16	68 800	613 211
IV kvarta/ quarter	3 402	18	36	66 562	551 220
<b>2015</b>					
I kvartal/ quarter	3 233	16	34	62 868	507 356
II kvartal/quarter					
III kvarta/ quarter					
IV kvarta/ quarter					