

Popis poljoprivrede 2010

STRUKTURA POLJOPRIVREDNIH GAZDINSTAVA

Agricultural Census 2010

STRUCTURE OF AGRICULTURAL HOLDINGS



TEME OD POSEBNOG INTERESA SPECIAL INTEREST TOPICS

Podaci po opštinama
Data by municipalities



Izdaje:

Zavod za statistiku Crne Gore
IV Proleterske 2, Podgorica

Za izdavača:

Mr Gordana Radojević, Direktorica

Pripremila Radna grupa:

Mr Jelena Zvizdojević, rukovodilac
Dragan Peković, Nataša Vojinović,
Jelena Aprcović, mr Nataša Vučković,
Branka Raičević, Tanja Radinović i Radmila
Šišević

Prevod:

Katarina Bigović

Published by

Statistical Office of Montenegro
IV Proleterske 2, Podgorica

For the publisher:

Gordana Radojevic, MSc, Director

Prepared by the working group:

Jelena Zvizdojevic, MSc, group leader,
Dragan Pekovic, Natasa Vojinovic,
Jelena Aprcovic, M.Sc.Natasa Vuckovic,
Branka Raicevic, Tanja Radinovic and
Radmila Sisevic

Translation:

Katarina Bigovic

Štampa :

Tiraž: 500 primjeraka

Printed by:

Copies printed: 500

SADRŽAJ

Predgovor	4
Uvod	6
Metodološka pojašnjenja ..	8
Komentar	42
Radna snaga	42
Druge korisne aktivnosti	53
Prodaja proizvedenih proizvoda na gazdinstvu	56
Evidencija prihoda i rashoda.....	57
Potrošnja energenata	58
Tabelarni pregled – Struktura porodičnih poljoprivrednih gazdinstava po opštinama ...	77
Prilog - - popisni obrasci.....	92

TABLE OF CONTENTS

Preface	5
Introduction.....	7
Methodological explanations	24
Comment	59
Labour force	59
Other useful(gainful) activities.....	70
Sale of products produced on the holding	73
Keeping records on income and expenditures	74
Consumption of energy sources	75
Table of review - Structure of Family Agricultural Holdings by Municipalities	77
Annex – Census forms.....	92

S K R A Ć E N I C E / ABBREVIATIONS

-	nema pojave / <i>No occurrence</i>
ha	hektar / <i>Hectare</i>
m ²	kvadratni metar / <i>Square meter</i>
kg	kilogram / <i>Kilogram</i>
t	tona / <i>Tonne</i>

PREDGOVOR

Teme od posebnog interesa (radna snaga, ruralni razvoj, menadžment i praksa) je naslov četvrte publikacije o strukturi poljoprivrednih gazdinstava i sadrži detaljan pregled rezultata iz Popisa poljoprivrede o temama od posebnog interesa. Rezultati su dati, kao i u prethodne tri publikacije, zbirno na nivou države za porodična poljoprivredna gazdinstva i poslovne subjekte, a data je i detaljnija struktura porodičnih poljoprivrednih gazdinstva po opštinama.

Publikacija sadrži metodološka objašnjenja, kratke komentare, grafičke i tabelarne preglede u vezi sa podacima iz upitnika korišćenih u Popisu poljoprivrede. Metodološka objašnjenja opisuju metode i izvore za prikupljanje podataka, a grafikoni i tabele sadrže podatke o radnoj snazi, drugim korisnim aktivnostima na gazdinstvu i van gazdinstva, o prodaji poljoprivrednih proizvoda, podatke o potrošnji energenata na gazdinstvu za referentni period od 01.06.2009. - 31.05.2010, kao i podatke o evidenciji prihoda i rashoda sa stanjem na dan 31.05.2010. godine.

Četvrta publikacija, kao i prethodne, pripremljena je za štampu preko Midas projekta (Projekat institucionalnog razvoja i jačanja poljoprivrede Crne Gore), u saradnji sa predstavnicima Svjetske banke, Ministarstva poljoprivrede i ruralnog razvoja, Ministarstva finansija i drugih relevantnih institucija.

Rezultati popisa pored publikacije biće dostupni i na drugim medijima (CD, Internet, itd.).

Podgorica, oktobar 2011. godine

Direktorica
mr Gordana Radojević

PREFACE

Topics of Special Interest (Labour Force, Rural Development, Management, and Practice) are the title of the fourth publication on the structure of agricultural holdings, and it contains a detailed review of results from the Census of Agriculture on topics of special interest. The results are aggregated, as in previous three publications, at the country level for family agricultural holdings and business entities, and more detailed structure of family agricultural holdings by municipalities is also provided.

The publication contains methodological explanations, short comments, charts and tables related to the data from the questionnaires used in the Census of Agriculture. Methodological explanations describe methods and sources for the data collection, and charts and tables contain data on labour force, other useful activities in holdings, and out of holdings, on the sale of agricultural products, data on the consumption of energy sources in the holding for reference period from 1 June 2009-31 May 2010, as well as data on records kept on revenues and expenditures with the situation on 31 May 2010.

As well as previous publications, this fourth publication has been also prepared for printing through the MIDAS project (Montenegro Institutional Development and Agriculture Strengthening Project), in cooperation with the representatives of World Bank, Ministry of Agriculture and Rural Development, Ministry of Finance, and other relevant institutions.

Census results in addition to these publications will be also available in other media (CD, Internet, etc.).

Podgorica, October 2011

Director

Ms. Gordana Radojevic, MSc

UVOD

Publikacija „Teme od posebnog interesa“ (radna snaga, ruralni razvoj, menadžment i praksa) prikazuje podatke iz Popisa poljoprivrede kroz dva nivoa. U prvom dijelu publikacije, nakon Metodoloških pojašnjenja (gdje su opisane metode i izvori za prikupljanje podataka), prikazani su rezultati Popisa zbirno na nivou države za porodična poljoprivredna gazdinstva i poslovne subjekte. Ovaj dio sadrži podatke, za period od 01.06.2009. - 31.05.2010. godine, o radnoj snazi, drugim korisnim aktivnostima na gazdinstvu i van gazdinstva, o prodaji poljoprivrednih proizvoda na poljoprivrednim gazdinstvima, podatke o potrošnji energenata na gazdinstvu kao i podatke o evidenciji prihoda i rashoda sa stanjem na dan 31.05.2010. godine.

Rezultati su prikazani grafički i tabelarno sa kratkim komentarima.

Drugi dio publikacije (dat kao prilog uz knjigu, u vidu tabela) prikazuje podatke o strukturi porodičnih poljoprivrednih gazdinstava po opštinama. Kao osnova za harmonizaciju sa EU uzeti su novi zakonski okviri koji se odnose na Popis poljoprivrede 2010. godine: Regulativa (EC) broj 1166/2008 Evropskog parlamenta i Savjeta po pitanju istraživanja strukture farmi i istraživanja metoda poljoprivredne proizvodnje, kojom se povlači regulativa savjeta (EEC) 571/88 za nadzor strukture farmi; Priručnik o implementaciji FSS i SAPM definicija; Priručnik za tipologiju i Preporuke za Popis poljoprivrede 2010 (FAO).

INTRODUCTION

The publication Topics of Special Interest (Labour Force, Rural Development, Management, and Practice) presents data from the Census of Agriculture through the two levels. In the first part of the publication, after the Methodological Explanations (in which methods and sources for the data collection are described), the Census results are provided aggregated at the country level for family agricultural holdings, and business entities. This part contains data for period from 1 June 2009 – 31 May 2010, on labour force, other useful activities in holdings, and out of holdings, on the sale of agricultural products, data on the consumption of energy sources in the holding, as well as data on records kept on revenues and expenditures with the situation on 31 May 2010.

Results are presented in charts and tables with the short comments.

The second part of publication (provided as the annex to the book in the form of tables) presents data on the structure of family agricultural holdings by municipalities. As the basis for harmonisation with the EU standards, new legal frameworks referred to the Census of Agriculture 2010 were used: Regulation (EC) No 1166/2008 of the European Parliament, of the Council of 19 November 2008 on farm structure surveys, and the survey on agricultural production methods and repealing Council Regulation (EEC) No 571/88; Handbook on implementing FSS and SAPM definitions; Handbook for typology; and FAO Recommendations for Census of Agriculture 2010.

METODOLOŠKA POJAŠNJENJA

SVRHA I SADRŽAJ POPISA POLJOPRIVREDE 2010

Popis poljoprivrede je jedini dobar osnov za izradu registara gazdinstava. Registar gazdinstava je jedini valjan okvir za uzimanje uzorka za sva redovna statistička istraživanja u oblasti poljoprivrede.

Rezultati Popisa biće pokazatelj preko kojeg će državna i lokalna vlast moći tačnije definisati probleme poljoprivredne djelatnosti i u skladu s tim planirati i donositi odgovarajuće odluke i preduzeti odgovarajuće mjere za razvoj, kako na lokalnom, tako i na državnom nivou.

Osnovni rezultati Popisa su podaci o:

1. Zemljišnom fondu
2. Stočnom fondu
3. Poljoprivrednoj proizvodnji
4. Agrotehničkim mjerama
5. Objektima u gazdinstvu
6. Organskoj poljoprivredi
7. Poljoprivrednoj mehanizaciji i opremi
8. Licima koja obavljaju poljoprivrednu proizvodnju
9. Drugim korisnim aktivnostima vezanim za gazdinstvo.

Osnovni cilj Popisa je da se obezbijede tačni, sveobuhvatni i međunarodno uporedivi podaci o broju poljoprivrednih gazdinstava, površini ukupno korišćenog zemljišta u poljoprivredi, stočnom fondu po vrstama i kategorijama, agrotehničkim mjerama, poljoprivrednoj mehanizaciji i opremi i dr. Korišćene definicije su u skladu sa preporukama Eurostata i FAO.

KRITIČNI MOMENAT POPISA

Podaci u popisnim obrascima upisani su prema stanju na dan 31.05.2010. u 24 časa, tj. 01.06.2010. godine u 00 časova. Ovaj vremenski presjek zove se „kritični momenat Popisa”. Na određena pitanja, u popisnim obrascima upisani su podaci za period od jedne godine prije sprovođenja Popisa, odnosno od 01.06.2009. do 31.05.2010.

JEDINICE KOJE SE POPISUJU – PREDMET POPISA

Popisom su obuhvaćene sljedeće izvještajne jedinice:

- Porodična poljoprivredna gazdinstva, bez obzira na zanimanje članova njihovih domaćinstava (poljoprivrednici ili nepoljoprivrednici) i mjesto gdje se nalaze (grad ili selo). Porodično poljoprivredno gazdinstvo je predstavljalo jedinicu koja se popisuje, a koja je u vrijeme popisa koristila najmanje 1000 m² poljoprivrednog zemljišta ili manje od 1000 m² poljoprivrednog zemljišta, a posjedovala je:

- 1 kravu i 1 tele ili 1 kravu i jedno june, ili
- 1 kravu i dva odrasla grla sitne stoke, ili
- 5 odraslih ovaca ili koza, ili
- 3 odrasle svinje, ili
- 4 odrasla grla ovaca ili koza ili svinja zajedno, ili
- 50 komada odrasle živine, ili
- 20 košnica pčela.

Izuzetak su domaćinstva koja nijesu ispunjavala gore navedene uslove, ako im je poljoprivredna proizvodnja bila jedini izvor prihoda, kao i domaćinstva koja su se bavila samo uzgojem pečurki u specijalizovanim objektima (podrumi, tuneli).

- Pravna i fizička lica (u daljem tekstu: poslovni subjekti) koja obavljaju poljoprivrednu djelatnost.

PRAVNI OSNOV

Pravni osnov za pripremu, organizovanje i sprovođenje popisa poljoprivrede je Zakon o sprovođenju popisa poljoprivrede 2010 (objavljen u „Sl. listu CG”, br.54/09, 14/10). Ovaj Zakon obuhvata: sadržaj i jedinice popisa, organizaciju i sprovođenje popisa, prava i obaveze učesnika u popisu, korišćenje i diseminaciju statističkih podataka, zaštitu statističkih podataka, finansiranje i druga pitanja. Zakonom je utvrđeno da popis poljoprivrede priprema, organizuje i sprovodi Zavod za statistiku. Njegovu realizaciju (određene poslove) nadležni organ obavlja preko Agencije za izbor i plaćanje lica angažovanih u popisu, zatim instruktora, kontrolora, popisivača i drugih lica, a u skladu sa ovim Zakonom i Metodologijom za popis poljoprivrede. Da bi obuhvat popisa poljoprivrede bio potpun, ovim zakonom je definisano ko su izvještajne jedinice popisa, kao i utvrđena obaveza izvještajnih jedinica u pogledu davanja tačnih i potpunih podataka, o pitanjima koja se od njih traže, kao i obaveza popisivača, instruktora, kontrolora i drugih lica u pogledu blagovremenosti i zakonitosti njihovog rada.

Zakon propisuje da se podaci dobijeni popisom koriste za uspostavljanje i vođenje registra poljoprivrednih gazdinstava, makroekonomska planiranja, naučna i druga istraživanja i statističke svrhe. Ovaj Zakon propisuje, radi stručne pomoći u postupku pripreme, organizacije, sprovođenja i popularizacije popisa, obrazovanje Komiteta za popis poljoprivrede. Komitet obrazuje Vlada Crne Gore na predlog nadležnog organa. Kao osnova za harmonizaciju sa EU, uzeti su novi zakonski okviri koji se odnose na Popis poljoprivrede 2010. godine:

- Regulativa (EC) broj 1166/2008 Evropskog parlamenta i Savjeta, po pitanju istraživanja strukture farmi i istraživanja metoda poljoprivredne proizvodnje, kojom se povlači regulativa savjeta (EEC), 571/88 za nadzor strukture farmi.
- Priručnik o implementaciji FSS i SAPM definicija
- Priručnik za tipologiju.

OBRASCI I UPUTSTVA KORIŠĆENI U POPISU POLJOPRIVREDE

- Uputstvo za organizaciju i izvršenje popisa poljoprivrede je namijenjeno svim učesnicima u Popisu poljoprivrede, a prvenstveno organizatorima popisa (državnim instruktorima i Agenciji za izbor i plaćanje). Uputstvom su regulisana sva bitna pitanja u vezi pripreme, organizacije i izvršenja popisa porodičnih poljoprivrednih gazdinstava.
- Metodološko uputstvo za popisivanje porodičnih poljoprivrednih gazdinstava namijenjeno je prvenstveno popisivačima kao i organizatorima, instruktorima i drugim učesnicima u pripremi, sprovođenju i izvršavanju Popisa poljoprivrede, koji su bili dužni da se pridržavaju ovoga Uputstva u radu na poslovima Popisa koji su im povjereni, kako bi se dobili kvalitetni statistički podaci.
- Metodološko uputstvo za popisivanje poslovnih subjekata namijenjeno je poslovnim subjektima, koji su bili dužni da se pridržavaju ovoga Uputstva u radu na poslovima Popisa koji su im povjereni, kako bi se dobili kvalitetni statistički podaci.
- Obrazac P-1, Kontrolnik je obrazac za evidentiranje svih domaćinstava, identifikaciju gazdinstava i pripremu prvih rezultata za popisni krug. Popunjavao ga je popisivač, a kontrolu i tačnost unesenih podataka svojeručno su potpisivali državni i opštinski instruktori.
- Obrazac P-2, Upitnik za porodično poljoprivredno gazdinstvo je obrazac koji je popunjavao popisivač za svako porodično poljoprivredno gazdinstvo. Popisivač je bio obavezan da se na kraju obrasca potpiše i zatraži potpis intervjuisanog.
- Ugledni obrazac (upitnik P1 i P2) je obrazac na neslužbenom jeziku koji je korišćen u mjestima gdje žive pripadnici nacionalnih, odnosno etničkih grupa, prvenstveno pripadnici albanske nacionalnosti.

- Obrazac P-3, Upitnik za poslovne subjekte - podatke za pravna lica i jedinice u sastavu pravnih lica, kao i za preduzetnike koji obavljaju poljoprivrednu proizvodnju popunjavala su ovlaštena lica, a ovjeravala su ga odgovorna lica poslovnog subjekta. Upitnik je potpisan od strane upravnika/rukovodioca (menadžera) i ovjeren pečatom poslovnog subjekta.
- Pomoćni obrasci P-4 do P-12, različita ovlaštenja za učesnike u popisu i obavještenja.
- Obrazac KSK-4P, skice i opisi granica popisnih krugova. Cilj Uputstva i Obrazaca je bio da se obezbijedi jedinstven pristup u organizaciji i izvršenju Popisa poljoprivrede na cijeloj teritoriji Crne Gore.

TERENSKI RAD

Popisni podaci za porodična poljoprivredna gazdinstva prikupljeni su anketnom metodom, pomoću ovlašćenih popisivača, dok su podaci za poslovne subjekte prikupljeni poštanskom metodom.

Pripremu, organizovanje i sprovođenje popisa poljoprivrede Zavod za statistiku je započeo 2008. godine, kada je formirano stručno statističko tijelo nazvano Biro za pripremu, organizovanje i sprovođenje popisa. Biro je pripremio sve instrumente popisa i činilo ga je 6 zaposlenih osoba. Zavod za statistiku obavljao je određene zadatke u popisu preko 42 državna instruktora, koje je odredio direktor Zavoda za statistiku. Osnovna dužnost državnog instruktora je bila da pravovremeno, tačno i efikasno sprovede zadatke koje mu povjeri Zavod za statistiku. Državni instruktori su sproveli obuku opštinskih instruktora i prisustvovali obuci popisivača. Državni instruktori pružali su stručnu pomoć organima i učesnicima u popisu. Organi za pripremu, organizaciju i sprovođenje Popisa poljoprivrede su:

- Zavod za statistiku
- Komitet za popis poljoprivrede

Neposredni učesnici popisa su: Agencija za izbor i plaćanje (u daljem tekstu Agencija), instruktori, kontrolori i popisivači. Na javnom tenderu preko Midas projekta pobijedila je njemačka institucija ASA Institut (njeni partneri u Crnoj Gori su Praxis Montenegro i CDT). Osnovni zadaci Agencije bili su: izbor učesnika u popisu (popisivača, opštinskih instruktora, kontrolora i lica za unos podataka), obezbjeđivanje prostorija (za obuku, prostorija za smještaj popisnog materijala, prostorija za rad instruktora) i isplata učesnika popisa po kriterijumima koje definiše Zavod za statistiku i prema smjernicama Svjetske Banke. Opštinski instruktori izabrani od strane Agencije prema utvrđenim kriterijumima Zavoda za statistiku, njih 270 vršili su kontrolu rada popisivača u periodu od 7. - 21. juna 2010. godine, na način kako je definisano u Metodološkim uputstvima od strane Zavoda za statistiku. Jedan opštinski instruktor bio je zadužen za rad 8 – 10 popisivača.

Popisivači izabrani, takođe od strane Agencije, prema utvrđenim kriterijumima Zavoda za statistiku, njih 2170 uključujući i rezervu, vršili su neposredno popisivanje na terenu u saglasnosti sa Uputstvima Zavoda za statistiku. Jedan popisivač je, u načelu, dobijao jedan popisni krug, osim u slučajevima kada su terenske prilike dozvoljavale (gustina naseljenosti, zbijenost kuća i druge okolnosti) jedan popisivač je dobijao dva, a najviše tri popisna kruga, u slučaju da su ti popisni krugovi bili susjedni ili neznatno udaljeni jedan od drugog. Za svaki popisni krug za koji je bio zadužen popisivač je koristio mapu i opis tog, ili tih popisnih krugova. Nakon završetka popisivanja u svom popisnom krugu, popisivač je bio dužan da sav popisni materijal, uključujući skicu i opis granica popisnog kruga, ovlašćenje za popisivača i Uputstvo za popisivanje porodičnih poljoprivrednih gazdinstava, razduži kod opštinskog instruktora u prethodno utvrđenom terminu. Popisni podaci su uneseni ručno u Zavodu za statistiku. Unos podataka je izvršilo 30 lica, angažovanih od strane Agencije na predhodno urađenoj aplikaciji. Izvršena je računaska i logička kontrola.

KONTROLA KVALITETA I OBUHVATA

U periodu od 25. juna do 05. jula 2010. godine Zavod za statistiku sproveo je post popisno istraživanje Kontrola kvaliteta i obuhvata popisa poljoprivrede. Kontrola je izvršena ponovnim popisivanjem jedinica popisa na reprezentativnim popisnim krugovima i to na obrascima i prema Uputstvu o kontroli kvaliteta podataka popisa, koje je izdao Zavod za statistiku. Kontrolore je izabrala Agencija iz redova opštinskih instruktora, na predlog državnog instruktora i iz mjesta gdje se vršila kontrola. Zadaci kontrolora bili su određeni posebnim Uputstvom o kontroli kvaliteta podataka popisa poljoprivrede. Metodologija ocjene kvaliteta rezultata Popisa poljoprivrede urađena je od strane nezavisnog eksperta g-dina Bruna Masolija, preko Midas projekta. Rezultati post popisnog istraživanja pokazali su da je Popis realizovan u skladu sa metodologijom i da su odstupanja u obuhvatu i kvalitetu podataka prikupljenih popisom i post popisnim istraživanjem statistički neznčajna, odnosno nalaze se u zadovoljavajućim intervalima odstupanja.

OSNOVNE DEFINICIJE I DRUGA OBJAŠNJENJA

Pojedini izrazi upotrijebljeni u popisu poljoprivrede imaju sljedeće značenje:

- Poljoprivredno gazdinstvo predstavlja jedinstvenu tehničko ekonomsku jedinicu sa jedinstvenom upravom, koje obavlja poljoprivrednu djelatnost i koje može biti porodično poljoprivredno gazdinstvo ili poslovni subjekat;
- Porodično poljoprivredno gazdinstvo je domaćinstvo koje koristi najmanje 1000 m² poljoprivrednog zemljišta ili manje od 1000 m² poljoprivrednog zemljišta, a posjeduje: 1 kravu i 1 tele, ili 1 kravu i 1 june, ili 1 kravu i 2 odrasla grla sitne stoke, ili 5 odraslih ovaca ili koza, ili 3 odrasle svinje, ili 4 odrasla grla ovaca, koza ili svinja zajedno, ili 50 komada odrasle živine, ili 20 košnica pčela.

Obuhvatiće se i ona domaćinstva koja imaju poljoprivrednu proizvodnju, a ne ispunjavaju gore navedene uslove za poljoprivredno gazdinstvo, ukoliko je poljoprivredna proizvodnja jedini izvor prihoda za to domaćinstvo. Popisom će se obuhvatiti i domaćinstva koja ne zadovoljavaju navedene uslove, ali se bave uzgojem pečurki u specijalizovanim objektima;

- Nosilac gazdinstva je lice u čije ime i za čiji račun se vodi gazdinstvo i koje je pravno i ekonomski odgovoran za gazdinstvo, odnosno koje snosi ekonomske rizike gazdinstva. On može biti vlasnik ili zakupac;

- Poslovni subjekat - podrazumijevaju se sva pravna i fizička lica koja obavljaju djelatnost, sa sjedištem u Crnoj Gori, osnovana i registrovana od nadležnih organa u skladu sa zakonom, kao i organizacione jedinice stranih društava i stranih trgovaca koji obavljaju djelatnost na teritoriji Crne Gore;

- Ukupno raspoloživo zemljište je površina zemljišta (ukupnog, poljoprivrednog korišćenog, poljoprivrednog nekorišćenog, šumskog i neplodnog) izražena u ha i m² za svako domaćinstvo koje posjeduje zemlju, bez obzira da li je koristi ili ne i da li to domaćinstvo ima gazdinstvo. Ukupno raspoloživo zemljište predstavlja zbir površina zemljišta u vlasništvu, zemljišta uzetog u zakup umanjenog za površine date u zakup;

- Ukupno korišćeno poljoprivredno zemljište je površina korišćenog poljoprivrednog zemljišta (okućnice, oranice-uključujući ugare, vinogradi, voćnjaci, rasadnici, livade i pašnjaci). Ukupno korišćeno poljoprivredno zemljište predstavlja zbir površina poljoprivrednog zemljišta u vlasništvu, poljoprivrednog zemljišta uzetog u zakup umanjenog za površine poljoprivrednog zemljišta koje su date u zakup;

- Ukupno nekorišćeno poljoprivredno zemljište je površina poljoprivrednog zemljišta koje se ranije koristilo kao poljoprivredno, ali u referentnoj godini se ne koristi (iz ekonomskih, socijalnih i drugih razloga i nije uključeno u rotaciju kultura) i poljoprivrednog zemljišta u zarastanju. Ukupno nekorišćeno poljoprivredno zemljište predstavlja zbir površina poljoprivrednog zemljišta u vlasništvu, poljoprivrednog zemljišta uzetog u zakup umanjenog za površine poljoprivrednog zemljišta koje su date u zakup;

- Stočni fond predstavlja broj i vrstu stoke po kategorijama;

- Poljoprivredna proizvodnja predstavlja:

- *uzgoj usjeva* (žitarica, krompira, mahunarki za suvo zrno, duvana, krmnog bilja, povrća, cvijeća, ukrasnog bilja, sjemena, sadnog materijala, voća, vinove loze i gljiva);

- *uzgoj stoke, živine i ostalih životinja* (goveda, svinja, ovaca, koza, konja, magaraca, mazgi, mula, živine, pčela, zečeva itd.).

- *Poljoprivredna proizvodnja ne obuhvata ergele jahačkih konja, trkačkih konja, konja za galopiranje (tj. zemljište korišćeno za treniranje trkačkih konja), preradu poljoprivrednih proizvoda (isključujući preradu sopstvenog grožđa u vino i sopstvenih maslina u ulje), šumarstvo, lov, ribarstvo ili uzgoj ribe i obavljanje poljoprivrednih usluga za druge vlastitom mehanizacijom.*

DEFINICIJE I OBJAŠNENJA PO POGLAVLJIMA

1. RADNA SNAGA NA GAZDINSTVU (01.06.2009. - 31.05.2010.)

Radna snaga

Radnu snagu na gazdinstvu činila su sva lica koja su imala 15 godina starosti, a koja su obavljala posao na gazdinstvu u referentnom periodu od 01.06.2009. - 31.05.2010.

Takođe, sve osobe koje su ispunile uslove za penziju (60-65 godina starosti), a koje nastavljaju da rade na gazdinstvu, bile su uključene u radnu snagu.

Nosilac gazdinstva koji nije obavljao posao na gazdinstvu evidentirao se u upitniku, ali se nije računao u ukupnu radnu snagu.

Rad na gazdinstvu

Pod radom na gazdinstvu se podrazumijevao svaki rad na posmatranom gazdinstvu uključujući:

- organizaciju i menadžment (kupovina, prodaja, računovodstvo i dr.);
- rad na polju (oranje, sakupljanje sijena, žetva itd);
- gajenje životinja (priprema, distribucija hrane, muža, briga o životinjama);
- poslovi održavanja (zgrada, mašina, instalacija itd);
- sopstveni transport – obavljen od strane radne snage gazdinstva za potrebe gazdinstva;
- sve neodvojive nepoljoprivredne sekundarne aktivnosti (proizvodnja vina i maslinovog ulja iz vlastitog grožđa i maslina).

Rad na gazdinstvu nije uključivao:

- rad za potrebe domaćinstva (kućni poslovi) nosioca gazdinstva ili članova njegove porodice;
- rad u šumi, poslovi u lovu, ribarstvu ili uzgajanju ribe bez obzira da li se obavljaju na gazdinstvu ili ne (ukoliko se ovi poslovi ne mogu izmjeriti posebno, uključuju se u rad na gazdinstvu);
- odvojive (posebne) nepoljoprivredne sekundarne aktivnosti npr. obrada poljoprivrednih proizvoda na gazdinstvu (sirenje, prerada voća i sl.);
- sve nepoljoprivredne aktivnosti (šumarstvo, ribarstvo itd.) i neke druge korisne (profitabilne) aktivnosti sprovedene od strane nosioca ili radne snage gazdinstva.

Radno vrijeme

Vrijeme utrošeno za rad na gazdinstvu je stvarno potrošeno vrijeme za rad na gazdinstvu isključujući rad u domaćinstvu.

Nosilac gazdinstva

Lice u čije ime i za čiji račun se vodi gazdinstvo i koje je pravno i ekonomski odgovorno za gazdinstvo, odnosno lice koje snosi ekonomske rizike gazdinstva. Nosilac gazdinstva mogao je biti vlasnik ili zakupac.

Ostali članovi gazdinstva koji rade na gazdinstvu (porodična radna snaga)

Činili su je članovi porodice nosioca gazdinstva, uključujući suprugu, koji obavljaju rad na gazdinstvu ali nijesu morali živjeti na njemu. Uopšteno, članovi porodice nosioca gazdinstva su njegova supruga, roditelji i djeca (uključujući i one stečene brakom ili usvajanjem) kao i braća i sestre nosioca gazdinstva ili njihovi supružnici. Dvije osobe koje su živjeli u vanbračnoj zajednici takođe su smatrani supružnicima.

Nesrodnici stalno radno zaposleni na gazdinstvu

Sve osobe koje su obavljale poslove na gazdinstvu i koje su primale bilo koji oblik nadoknade (plata, dnevica - najam, ili drugi oblik isplate) od strane poljoprivrednog gazdinstva, a koji nijesu nosilac gazdinstva ili članovi njegove porodice.

Stalno zaposleni

Sve osobe koje su obavljale rad na gazdinstvu svake nedelje pod nadzorom u referentnom periodu od 01.06.2009. do 31.05.2010. godine bez obzira na dužinu radne nedelje.

U ovu grupu su bile uključene i osobe koje su redovno obavljale poslove u toku jednog dijela ovog perioda, a koje nijesu bile u mogućnosti da rade čitav period zbog bilo kojeg od sljedećih razloga: specijalni uslovi proizvodnje na gazdinstvu (specijalizovani poslovi koji se obavljaju određeni broj mjeseci u godini - tovljenje stoke, uzgoj maslina i vinove loze i sl.); odsutnost zbog odmora, stručnog osposobljavanja, bolesti, nesreće i sl.

Druge korisne (profitabilne) aktivnosti

su druge dobitne aktivnosti koje su se obavljale za naknadu (plata, nadnica, ili druga vrsta plaćanja uključujući i plaćanje u naturi, prema vrsti pružene usluge), a koje nijesu poslovi na gazdinstvu, uključujući i rad obavljan od strane radne snage toga poljoprivrednog gazdinstva za drugo poljoprivredno gazdinstvo.

Sve ove aktivnosti koje su obavljali nosilac ili članovi njegove porodice kao osnovnu ili dodatnu djelatnost morali su se registrovati i podijeliti na: aktivnosti direktno vezane za gazdinstvo (koje se obavljaju na gazdinstvu - kao što su turizam, domaća radinost, obrada proizvoda, šumarstvo itd. ili van gazdinstva - radovi po ugovoru za drugo poljoprivredno gazdinstvo) i na aktivnosti koje nijesu povezane sa poljoprivrednim gazdinstvom (koje su se obavljale na gazdinstvu kao krojač, osiguravajuće društvo, izdavanje mašina ili van njega – bilo koje drugo zanimanje, učitelj, rad u banci).

Popisom poljoprivrede dobijeni su podaci o radno angažovanim licima na gazdinstvu. Ukoliko na jednom gazdinstvu je radilo više domaćinstava (npr. domaćinstvo roditelja i domaćinstvo sina), podaci su se prikupljali kao za jedno gazdinstvo. Prvo su se upisivali podaci o članovima jednog domaćinstva, pa zatim o članovima drugog ili trećeg domaćinstva itd.

Podaci su se prikupljali redosledom po kategorijama i to prvo za osobe koja je nosilac gazdinstva, a zatim za ostale članove gazdinstva i redovno zaposlena lica (nesrodnici).

Za nosioca gazdinstva i ostale članove koji rade na gazdinstvu prikupljeni su podaci o:

- Odnosu prema nosiocu gazdinstva
- Polu
- Navršenim godinama starosti
- Školskoj spremi
- Radu na gazdinstvu i radu na drugim korisnim (profitabilnim) djelatnostima koje su direktno povezane sa djelatnostima gazdinstva (obavljaju se na gazdinstvu i van gazdinstva)
- Radu na drugim korisnim (profitabilnim) djelatnostima koje nijesu povezane sa djelatnostima gazdinstva (mogu se obavljati na gazdinstvu i van gazdinstva)
- Vrsti aktivnosti (jedina, glavna, dopunska i povremena)
- Statusu lica

Odnos prema nosiocu gazdinstva

Popisom su prikupljeni podaci o nosiocu poljoprivrednog gazdinstva, odnosno podaci o osobi na koju se vodilo domaćinstvo.

Nosilac nije uvijek bio pravi vlasnik zemlje, niti je obavezno morao biti najstariji član gazdinstva.

Ukoliko se za nosioca smatralo više osoba, potrebno je bilo odrediti samo jednoga i o njemu prikupiti podatke.

Za članove gazdinstva prema nosiocu gazdinstva, korišćene su odgovarajuće šifre:

šifra 1 je namijenjena za osobu koja je vodila domaćinstvo (nosilac),

šifra 2 za supružnika nosioca,

šifra 3 sin/kći nosioca,

šifra 4 upisana je za lice koje je otac/majka nosioca, supružnika nosioca gazdinstva,

šifra 5 upisana je za lice koje je brat/sestra nosioca gazdinstva,

šifra 6 ostali srodnici,

šifra 7 upisana je za stalno zaposlena lica na gazdinstvu koja nijesu u srodstvu sa nosiocem gazdinstva - nesrodnici.

Pol i starost

Popisom su prikupljeni podaci o polu lica članova domaćinstva/gazdinstva kao i o navršenim godinama starosti na dan 31.05.2010. u 00:00 časova, datum koji se uzima kao kritični momenat snimanja za određivanje godina starosti.

Školska sprema

Prikupljeni su podaci i o školskoj spremi. Pod školskom spremom podrazumijevala se vrsta škole čijim je završavanjem osoba stekla najviši stepen obrazovanja.

Školska sprema se stiče završavanjem redovne škole ili škole koja zamjenjuje redovnu školu (na primjer škola za obrazovanje odraslih), odnosno polaganjem ispita u redovnoj školi ili završavanjem nekog programa za skraćeno školovanje.

Školska sprema treba da je stečena prema zakonu o obrazovanju, nakon čijeg se završavanja izdaje svjedočanstvo, diploma ili druga vrsta sertifikata.

Kursevi za koje se ne dobija svjedočanstvo za redovnu školu (na primjer kurs za knjigovođu, kurs za daktilografe i slično) nijesu uzeti u obzir kao odgovori na ovo pitanje, već se uzimao podatak o najvišoj završenoj školi.

Postojale su sljedeće odgovarajuće šifre o školskoj spremi svih članova gazdinstva i to:

Šifra 1 bez obrazovanja

Šifra 2 nezavršeno osnovno obrazovanje

Šifra 3 osnovno obrazovanje

Šifra 4 završene 3 godine srednjeg poljoprivrednog obrazovanja

Šifra 5 završene 3 godine drugog srednjeg obrazovanja

Šifra 6 završene 4 godine srednjeg poljoprivrednog obrazovanja

Šifra 7 završene 4 godine srednjeg drugog obrazovanja

Šifra 8 završeno više ili visoko poljoprivredno obrazovanje

Šifra 9 završeno drugo više ili visoko obrazovanje

Šifra 10 upisuje se za osobe sa zvanjem magistra ili doktora iz oblasti poljoprivrednih nauka

Šifra 11 upisuje se za osobe sa zvanjem magistra ili doktora iz drugih oblasti nauka.

Rad na gazdinstvu i druge povezane korisne (profitabilne) aktivnosti

Popisom poljoprivrede 2010 je dobijen broj radnih dana u referentnom periodu potrošenih isključivo za poljoprivredne aktivnosti (uključujući preradu sopstvenih proizvoda od grožđa i maslina), ne uključujući rad na kućnim poslovima.

Prikupljeni su podaci o prosječnom broju radnih sati u radnim danima, potrošeni isključivo na poljoprivredne aktivnosti kao i broj radnih dana potrošenih za druge korisne (profitabilne) djelatnosti na gazdinstvu koje su direktno vezane za imanje (šumarstvo, ribarstvo, lov, prerada poljoprivrednih proizvoda, usluge učinjene za druge van gazdinstva), ne uključujući rad na kućnim poslovima. Uključene su sve djelatnosti bez obzira da li se obavljaju na gazdinstvu ili van gazdinstva.

Takođe, dobijeni su podaci o broju radnih sati u radnim danima, potrošeni za druge korisne (profitabilne) djelatnosti na gazdinstvu koje su direktno vezane za imanje.

Za rad na drugim korisnim (profitabilnim) aktivnostima koje nijesu direktno povezane sa gazdinstvom preduzetnika korišćeni su modaliteti:

1. za odgovor - DA, radi više nego na gazdinstvu
2. za odgovor - DA, radi manje nego na gazdinstvu
3. za odgovor - NE, ne radi druge djelatnosti

Ako su nosilac gazdinstva i članovi porodice obavljali druge korisne (profitabilne) aktivnosti koje nijesu bile direktno vezane za imanje van gazdinstva upisan je „1” ili „2” i modalitet „3” ako lice nije obavljalo pomenute aktivnosti.

Vrsta aktivnosti

Prikupljeni su podaci o poljoprivrednoj aktivnosti - jedina, glavna, dopunska i povremena i to ako je poljoprivredna proizvodnja jedina aktivnost nosioca ili člana domaćinstva, odnosno ako osoba nije bila angažovana van poljoprivredne aktivnosti, trebalo je unijeti šifru 1 - jedina aktivnost.

Ako su osobe na poljoprivrednim aktivnostima trošile najveći dio svog vremena (radne sate) onda su te aktivnosti bile glavne za te osobe. Osobe su se mogle baviti i drugim aktivnostima, ali im je poljoprivredni rad predstavljao glavnu aktivnost, za koju se određuje šifra 2.

Šifra 3 se određivala za dopunsku aktivnost, ako je osoba veći dio radnog vremena trošila na nepoljoprivredne aktivnosti.

Šifra 4 se određivala za povremene aktivnosti, ako je osoba poljoprivredne aktivnosti obavljala samo kao povremeni rad.

Status

Podaci o statusu su dobijeni upisivanjem jednog od ponuđenih modaliteta i to 1 za poljoprivrednik, 2 za poljoprivredni osiguranik, 3 za zaposlen van gazdinstva, 4 za nezaposlen, 5 za domaćica, 6 za dijete, učenik, student, 7 za penzioner, 8 za poljoprivredni penzioner, 9 za korisnik staračke nadoknade i 10 za ribar fizičko lice.

Za ostala redovno angažovana lica (nesrodnici) podaci o poljoprivrednoj aktivnosti i o statusu nijesu traženi.

Za članove domaćinstva koji na dan 31.05.2010. nijesu navršili 15 godina starosti nijesu popunjeni podaci o vrsti aktivnosti, školskoj spremi, broju radnih sati gazdinstva, da li radi van gazdinstva i broju radnih sati van gazdinstva.

Sezonska (povremena) radna snaga na gazdinstvu preduzetnika

Osobe koje nijesu stalno zaposlene su one koje nijesu radile svake nedjelje na gazdinstvu u referentnom periodu. Radni dan ovih lica je svaki dan rada za koji je plaćen bilo kojom vrstom nadoknade (bez slobodnih dana i bolovanja), a koji traje 8 sati.

Pod povremeno i sezonski angažovanim licima smatrane su osobe koje su povremeno radile na poljoprivrednom gazdinstvu u periodu od 01.06.2009. - 31.05.2010.

Prikupljeni su podaci o broju osoba odvojeno muškarci i žene, o ukupnom broju radnih dana u godini utrošenim na poljoprivrednim i povezanim djelatnostima konvertovanih u radni dan u trajanju od 8 sati.

Stečeno poljoprivredno znanje nosioca gazdinstva (31.05.2010.)

Popisom poljoprivrede 2010. godine prikupljeni su podaci i o stečenom poljoprivrednom znanju nosioca gazdinstva. Znanje i iskustvo nosilac može da stekne praktično, putem obuke, seminara i slično, ili ima poljoprivredno obrazovanje. Na ovo pitanje je bilo moguće odgovoriti sa da ili ne, zaokruživanjem jedinice ili nule. Ako je nosilac gazdinstva pohađao kurseve o poljoprivredi u prethodnih 12 mjeseci zaokruživao se modalitet „1“, u suprotnom zaokruživao se modalitet „0“.

2. DRUGE KORISNE (PROFITABILNE) AKTIVNOSTI (01.06.2009. - 31.05.2010.)

Ovi podaci se odnose na aktivnosti koje su opisane u tekstu o radnoj snazi.

Ukoliko je gazdinstvo obavljalo i druge korisne (profitabilne) aktivnosti, koje ne spadaju u poljoprivredne, ali su direktno vezane za gazdinstvo i ostvaruju prihod, za svaku ponuđenu aktivnost zaokružen je odgovarajući modalitet.

I Druge vezane korisne (profitabilne) aktivnosti na gazdinstvu:

1. turizam i smještaj - uključuje sve aktivnosti u turizmu, usluge za smještaj i ishranu, organizovanje turističkih aranžmana, sport i rekreaciju i slično;
2. domaća radinost - pletenje, vezenje, izrada suvenira, igračaka i slično;
3. sakupljanje - šumskih plodova, aromatičnog i ljekovitog bilja, pečuraka;
4. sječa šume - za svoje potrebe (drva za ogrijev i drva za drugu namjenu), za prodaju (drva za ogrijev i drugu namjenu) i rezanje drva (primarna prerada - izrada daske);
5. prerada proizvoda biljnog porijekla na gazdinstvu sopstvenih, otkupljenih, sopstvenih i otkupljenih proizvoda;
6. prerada proizvoda životinjskog porijekla na gazdinstvu sopstvenih, otkupljenih, sopstvenih i otkupljenih proizvoda;
7. uzgoj vodenih kultura (ribe, mekušci, ljuskari i vodene biljke).

Druge vezane korisne (profitabilne) aktivnosti van gazdinstva

8. usluge rada sa sopstvenim poljoprivrednim mašinama za poljoprivredu, za šumarstvo i druge usluge (čišćenje snijega i sl.)

I/1 Prikupljen je podatak koliko je ukupno učešće gore navedenih aktivnosti (1-8) u ukupnoj vrijednosti proizvodnje gazdinstva.

Ukupna vrijednost proizvodnje predstavlja vrijednost svih poljoprivrednih proizvoda koje je gazdinstvo proizvelo u referentnom periodu nezavisno od toga da li ih koristi za sopstvenu potrošnju ili prodaju.

Isključene su djelatnosti koje nijesu vezane za gazdinstvo i ostale vrste prihoda (prihodi zaposlenosti, kapitalni prihod i prihod iz socijalnih transfera i dr.).

9. pakovanje sopstvenih proizvoda biljnog porijekla (poljoprivredni rad koji doprinosi proizvodnji);

10. pakovanje sopstvenih proizvoda životinjskog porijekla (poljoprivredni rad koji doprinosi proizvodnji);

II Druge nevezane korisne (profitabilne) aktivnosti na gazdinstvu

11. komercijalne aktivnosti (frizer, osiguravajuće društvo, prodavnica i dr.);

Druge nevezane korisne (profitabilne) aktivnosti van gazdinstva

12. ostale aktivnosti (rad u banci, u računovodstvu, učitelj i slično).

3. PRODAJA PROIZVEDENIH PROIZVODA NA GAZDINSTVU (01.06.2009. - 31.05.2010.)

Popisom poljoprivrede prikupljeni su podaci o „Prodaji proizvedenih proizvoda na gazdinstvu” za navedene proizvode (biljni proizvodi, stočni proizvodi, prerađeni proizvodi i šumski proizvodi) i dobijen je procenat (%) direktne prodaje (krajnjem potrošaču) i procenat prodaje drugim farmama, preduzećima, prodavnicama i zadrugama.

Direktna prodaja krajnjem potrošaču znači prodaju od strane gazdinstva vlastito proizvedenih poljoprivrednih proizvoda, prerađenih ili ne direktno potrošačima za njihovu potrošnju. Krajnji potrošač u većini slučajeva predstavlja fizičko lice, što znači da se isključuju restorani i slične djelatnosti.

4. EVIDENCIJA PRIHODA I RASHODA (31.05.2010.)

Pojam evidencija podrazumijeva vođenje evidencije, uključujući i neformalne pribilješke o svim ostvarenim приходima i napravljenim rashodima u vezi dotičnog gazdinstva. Pitanje da li gazdinstvo vodi evidenciju odnosilo se na dan 31.05.2010

Evidencija o prihodima se odnosila na prihode koje je gazdinstvo ostvarivalo od prodaje poljoprivrednih i šumskih proizvoda, ribe, usluga i prerade.

Evidencija o rashodima se odnosila na troškove gazdinstva u procesu poljoprivredne proizvodnje, šumske proizvodnje i proizvodnje ribe. Ovdje se podrazumijevaju troškovi nabavke goriva, sjemena, sadnica, mehanizacije, opreme, đubriva, vode za navodnjavanje ili ribnjak, za zaštitna sredstva, hranu za životinje, nabavku živine, stoke i drugo.

Popisom poljoprivrede prikupljeni su i podaci o korišćenju personalnog računara, za potrebe gazdinstva.

5. POTROŠNJA ENERGENATA (01.06.2009. - 31.05.2010.)

Ovo pitanje se odnosilo na ukupnu potrošnju energenata i potrošnju za obavljanje djelatnosti (npr. gorivo potrošeno u vlastitim kotlarnicama, za transport, za zagrijavanje prostorija, za rashladne uređaje, za pogon mašina i drugo). Prikupljeni su podaci o vrsti energenata i procenat potrošnje energenata za potrebe poljoprivredne proizvodnje.

Vrste energenata:

1. ugalj - obuhvata sve vrste uglja i proizvoda od uglja (kameni ugalj, mrki ugalj, lignit, treset, briketi svih vrsta uglja). Upisuje se ukupna potrošnja u tonama i procenat potrošnje na gazdinstvu;
2. mazut - obuhvata sve vrste mazuta. Upisuje se ukupna potrošnja u kilogramima i procenat potrošnje na gazdinstvu;
3. benzin - sve vrste benzina (olovni, bezolovni). Upisuje se ukupna potrošnja u litrima i procenat potrošnje na gazdinstvu;
4. nafta - obuhvata sve vrste dobijene preradom sirove nafte osim mazuta red 2; benzina red 3; lož ulje red 5 kao što su tečni naftni plin, propan, butan, autoplina, dizel za transport. Upisuje se ukupna potrošnja u litrima i procenat potrošnje na gazdinstvu;
5. lož ulje - ulje (nafta) za loženje (ekstra-lako). Upisuje se ukupna potrošnja u litrima i procenat potrošnje na gazdinstvu;
6. ogrijevno drvo, pilotina i drugi otpad biljnog porijekla. Upisuje se ukupna potrošnja u m³ i procenat potrošnje na gazdinstvu;
7. električna energija - dobijena iz distributivne mreže. Upisuje se ukupna potrošnja u kw/h i procenat potrošnje na gazdinstvu;
8. drugo nespomenuto - obuhvata sve ostale vrste energenata koji nijesu pomenuti (u tonama).

VRSTE RAZREDA

Veličina razreda poljoprivrednog zemljišta (u ha):

- Nula
- Manje od 2
- Od 2 do 5
- Od 5 do 10
- Od 10 do 20
- Od 20 do 30
- Od 30 do 50
- Od 50 do 100
- 100 i više

Podjela prema starosti:

- Do 24 godine
- Između 24 i 35 godina
- Između 35 i 44 godina
- Između 45 i 54 godina
- Između 55 i 64 godina
- Preko 65 godina

METHODOLOGICAL EXPLANATIONS

PURPOSE AND CONTENT OF CENSUS OF AGRICULTURE 2010

Census of Agriculture is the only good basis for establishing the register on holdings. The register on holdings is the only valid sample frame for all regular statistical surveys in the area of agriculture.

The results of Census will be an indicator for state and local government to be able to define more accurately problems in the agricultural activity, and in accordance with it, to plan and to take appropriate decisions and measures for development both at local and country level.

Basic results of Census are data on:

1. Land resources
2. Livestock resources
3. Agricultural production
4. Agro-technical measures
5. Facilities within holding
6. Organic agriculture
7. Agricultural machinery and equipment
8. Persons engaged in agricultural production
9. Other useful activities linked with the holding.

The main objective of the Census is to provide accurate, comprehensive, and internationally comparable data on number of agricultural holdings, area of total land used for agriculture, livestock by type and categories, agro-technical measures, agricultural machinery, etc. All used definitions are in accordance with Eurostat and FAO recommendations.

REFERENCE MOMENT OF CENSUS

The data were entered in the census forms according to the situation on 31 May 2010 at 0.00 p.m., i.e. on 1 June 2010 at 0.00 a.m. This time frame is called "reference moment of Census". The census forms were entered with the data for certain questions referring to the period of one year before conducting the Census, i.e. from 1 June 2009 to 31 May 2010.

ENUMERATION UNITS – TARGET OF CENSUS

The census covered the following reporting units:

- Family agricultural holdings, no matter of their household members' occupation (farmers or non-farmers), and location where they are placed (town or village); Family agricultural holding represented a unit that is enumerated, and that is used at the time of enumeration at least 1 000 m² of agricultural land or less than 1 000 m² of agricultural land, and that possessed:

- 1 cow, and 1 calf or 1 cow and 1 heifer, or
- 1 cow, and 2 adult heads of small stock, or
- 5 adult sheep or goats, or
- 3 adult pigs, or
- 4 adult heads of sheep or goats or pigs together, or
- 50 heads of adult poultry, or
- 20 beehives.

Exceptions were households not fulfilling the above mentioned conditions, if the agricultural production was the only source of income, as well as households engaged only in the cultivation of mushrooms in special buildings (cellars, tunnels).

- Legal and natural persons (hereinafter referred to as “business entities”) engaged in the agricultural activity.

LEGAL BASIS

The legal basis for preparing, organising and conducting the Census of Agriculture is the Law on Conducting the Census of Agriculture 2010 (published in the Official Gazette of Montenegro 54/09, and 14/10). This Law refers to: contents and unit of enumeration, organisation and conducting the census, rights and duties of participants of the Census, use and dissemination of statistical data, statistical data protection, financing, and other issues. Under this Law the Census of Agriculture is prepared, organised, and conducted by the Statistical Office of Montenegro. The realisation of Census (certain tasks) is done by the authorised body through the Agency for Selection and Payment of persons engaged in Census, instructors, supervisors, enumerators and other persons, in accordance with the Law and Methodology for the Census of Agriculture. To have a complete coverage of agricultural census, this Law regulates reporting units, duties of reporting units to provide accurate and complete data, questions asked from them, as well as duties of enumerators, instructors, supervisors, and other persons related to timeliness and legality of their work.

The Law also regulates the use of data collected by the Census for establishment and maintaining the register of agricultural holdings, macroeconomic planning, scientific and other researches and for the purposes of statistics. Also, this Law stipulates the establishment of Committee for the Census of Agriculture for the purposes of professional assistance in the preparation, organisation, conducting, and popularising the census. The Committee is established by the Government of Montenegro upon proposal of the responsible body. As the basis for harmonisation with the EU standards, new legal frameworks related to the Census of Agriculture 2010 are used:

- Regulation (EC) No 1166/2008 of the European Parliament and Council of 19 November 2008 on farm structure surveys and the survey on agricultural production methods that repeals Council Regulation (EEC) No 571/88.
- Handbook on implementing FSS and SAPM definitions
- Handbook for typology.

FORMS AND GUIDELINES USED IN THE CENSUS OF AGRICULTURE

- Guideline for Organisation and Conducting the Census of Agriculture is intended for all participants in the Census of Agriculture, and primary for the census organisers (state instructors and Agency for Selection and Payment). The Guideline regulates all important issues related to preparation, organisation, and conducting the census of family agricultural holdings.
- Methodological Guideline for Enumeration of Family Agricultural Holdings is primarily intended for enumerators, as well as for organisers, instructors, and other participants under preparation, conducting, and implementing the Census of Agriculture that were obliged to comply with the Guideline in their work on the Census activities they were assigned, to receive quality statistical data.
- Methodological guideline for enumeration of business entities is for business entities that were obliged to follow the Guideline when working on activities of Census they were assigned aimed at receiving quality statistical data.
- Form P-1, Check List is the form for keeping records of all households, identification of holdings and preparation of first results for enumeration area. It was filled in by enumerators, and control and accuracy of entered data was confirmed by signature of state and municipal instructors.
- Form P-2, Questionnaire for family agricultural holding, is the form entered by enumerator for every family agricultural holding. Enumerator was obliged to put his/her signature at the end of the form paper, and also to ask for the signature of the interviewed person.

- Complementary form (questionnaire P1 and P2) is the form in the unofficial language used in places where members of national i.e. ethnical groups live, first of all, persons of Albanian nationality.
- Form P-3, Questionnaire for business entities – the data for legal persons and units within legal units, as well as for entrepreneurs engaged in agricultural production were filled in by authorized persons, and verified by responsible persons of business entities. Questionnaire was signed by manager and verified by the stamp of business entity.
- Additional forms P4 to P12, different authorisations for participants in the census, and information.
- Form KSK-4P, maps and descriptions of enumeration area borders. The aim of the Guideline and forms is to provide the uniform approach in the organisation, and carrying out the Census of Agriculture at the whole territory of Montenegro.

FIELD WORK

The census data for family agricultural holdings were collected by the interview method by authorized enumerator, while the data for business entities were collected by regular post.

Preparation, organisation and conducting the Census of Agriculture was started by the Statistical Office of Montenegro in 2008 when the professional statistical body was established under the name Bureau for Preparation, Organisation, and Conducting the Census. The Bureau prepared all census instruments, and it was consisted of 6 employees. Statistical Office of Montenegro carried out certain tasks within the census through the work of 42 state instructors, nominated by the director of Statistical Office of Montenegro. The primary duty of state instructor was to perform tasks ordered by the Statistical Office of Montenegro in a timely, accurate and efficient manner. State instructors have conducted the training of municipal instructors and they participated in the training of enumerators. State instructors were providing professional assistance to bodies and participants of the census. Bodies for preparation, organisation, and conducting the Census of Agriculture are:

- Statistical Office of Montenegro
- Committee for the Census of Agriculture

Direct participants of the census are: Agency for Selection and Payment (hereinafter referred to as “the Agency”), instructors, supervisors, and enumerators.

The public tender under the MIDAS project won the German institution ASA Institut (its partners in Montenegro are Praxis Montenegro and CDT). The main tasks of the Agency were: selection of participants in the Census (enumerators, municipal instructors, supervisors and persons for data enters), providing the premises (for training, premise for storage of the census material, premise for work of instructors, and premise for data enters), and payment of census participants by criteria defined by the Statistical Office of Montenegro and according to the recommendations of World Bank. Municipal instructors elected by the Agency according to the defined criteria of Statistical Office of Montenegro, 270 of them performed the control of the enumerators' work in the period from 7 to 21 June 2010 in accordance with the Methodological Guideline by Statistical Office of Montenegro. One municipal instructor was responsible for the work of 8 – 10 enumerators. Enumerators selected also by the Agency according to the defined criteria of Statistical Office of Montenegro, 2 170 of them (including also the reserve), carried out direct enumeration at the field in accordance with the guidelines of Statistical Office of Montenegro. In general, one enumerator received one enumeration area, except in case when the field conditions permitted (population density, building density, and other conditions) one enumerator received two, and not more than three enumeration areas –in the case of neighbouring or close enumeration areas. Enumerators used map and description of the enumeration area(s) for every enumeration area he/she was responsible for. After the end of enumeration within his/her enumeration area, the enumerator was obliged to submit all enumeration material, including map and description of the enumeration area borders, authorisation for enumerator and Guideline for Enumeration of Family Agricultural Holdings to the municipal instructor within the previously defined deadline. The enumeration data were entered manually in the Statistical Office of Montenegro. The data enter was performed by 30 persons engaged by the Agency through the previously drafted application. There was calculation and logical control.

QUALITY AND COVERAGE CONTROL

Statistical Office of Montenegro performed post enumeration survey on quality and coverage control of census of agriculture in the period from 25 June to 5 July 2010. The control was performed by the repeated enumeration of census units at the selected enumeration areas and on the forms and according to the Guideline on Quality Census Data Control published by the Statistical Office of Montenegro. The supervisors were elected by the Agency among the municipal instructors upon the proposal of state instructors, and from the place where the control was performed. The tasks of supervisors were defined by the special guideline on quality control of the data from the census of agriculture. The methodology for the quality evaluation of result from the Census of Agriculture was drafted by an independent expert, Mr. Bruno Massoli under the MIDAS project. The results of post-enumeration survey showed that the Census had been conducted in accordance with the methodology and differences in the coverage and quality of data collected by the census and post-enumeration survey are in the terms of statistics insignificant, i.e. they are within the satisfied intervals for divergence.

MAIN DEFINITIONS AND OTHER EXPLANATIONS

Certain expressions used in the census of agriculture have the following meaning:

- Agricultural holding is a single unit, technically and economically, which has a single management and which produces agricultural products, and can be family agricultural holding or business entity;
- Family agricultural holding is a household using 1 000 m² of agricultural land or less than 1 000 m² and possesses: 1 cow and 1 calf, or 1 cow and 1 heifer, or 1 cow and 2 adult small stock heads, or 5 adult sheep or goats, or 3 adult pigs, or 4 adult heads of sheep, goats or pigs together, or 50 heads of adult poultry, or 20 beehives.

Also, households with agricultural production and which do not fulfil the above mentioned conditions for the agricultural holding, if agricultural production is the only source of income for those households. Households not fulfilling the above mentioned conditions, but they cultivate mushrooms in buildings specially erected for growing mushrooms, are covered by the Census;

- Agricultural holder is defined as the person who is economically responsible for the the holding and in whose name the holding is operated, i.e. the person taking the economic risks of the work in the holding. The holder can be owner of the holding, or he/she can use land for rent;
- Business entity – is all legal and natural persons engaged in the activity with the residence in Montenegro, established and registered by authorities in accordance with the law, as well as organisational units of foreign enterprises and traders engaged in the activity at the territory of Montenegro;
- Total available land is the area of land (total, agricultural utilised, agricultural not utilised, wooded and infertile) is entered in ha and m² measures for every household owning the land no matter if it is utilised or not, and if this household has holding. Total available land is the sum of the area of land owned, land taken in tenure reduced for the areas rented out (given in tenure);

- Total utilised agricultural land is utilised agricultural (kitchen gardens, arable land – including fallow land, vineyards, orchards, nurseries, meadows and pastures). The total utilised agricultural land is sum of agricultural area owned; agricultural land rented from someone else less agricultural areas given for tenure;

- Total unutilised agricultural land is area: previously used as an agricultural area and, during the reference year no longer worked for economic, social or other reasons and which is not used in the crop rotation system), and area overgrowing. The total unutilized agricultural land is the sum of agricultural land owned, agricultural land taken in tenure less agricultural areas given in tenure;

- Livestock resources means number of livestock by types and categories;

- Agricultural production means:
 - *Cultivation of crops* (cereals, potatoes, dried pulses for grain, tobacco, forage plants, vegetables, flowers, ornamental plants, seeds, seedlings, fruits, grape vines and mushrooms);

 - *Breeding of cattle, poultry, and other animals* (bovines, pigs, sheep, goats, horses, asses, donkeys, mules, poultry, bees, rabbits, etc.);

- *Agriculture production does not include riding stables, gallops (i.e. land used for exercising racehorses), processing of agricultural products (excluding own possessed grape processing into wine, and own olives into the oil), forestry, hunting, fishery, and carrying out agricultural services for others with own machinery.*

DEFINITIONS AND EXPLANATIONS BY CHAPTERS

1. LABOUR FORCE ON THE HOLDING (1 June 2009 – 31 May 2010)

Labour Force

Labour force on the holding refers to all persons aged 15, and who carry out the work on the holding in reference period from 1 June 2009 – 31 May 2010.

Additionally, all persons having fulfilled conditions for the retirement (aged 60-65 years), and who continue to work on the holding, were included in the labour force.

Holder of the holding who did not carry out the work on the holding are recorded in the survey, but are not counted in the "Total farm labour force".

Work on the holding

Work on the holding is considered as every type of work on the holding including:

- Organisation and management (buying and selling, accounting, etc.),
- Field labour (ploughing, haymaking, harvesting, etc.),
- Raising of animals (preparation and distribution of feed, milking, care of animals, etc.),
- Maintenance work (on buildings, machinery, installations, etc.),
- Holding own-account transports, in as far as this is carried out by the holding's own labour force;
- All non-separable non-agricultural secondary activities (wine and olive oil processing from their own grapes and olives).

Excluded from the work on the holding:

- Work for the private household of the holder/partners or the manager(s) and their families;
- Any forestry, hunting, fishery or fish farming operation whether or not carried out on the holding (this work is, however, not excluded if it is impossible to measure it separately);
- Separable non-agricultural secondary activities, e.g. the processing of agricultural products on the holding (cheese making, fruit processing, etc.);

- Any non-agricultural activity (forestry, fishing, etc.) and any other useful (gainful) activities carried out by the holder or the labour force.

The working time

The time spent for the work on the holding is the working time actually devoted to the work for the holding, excluding work in the households.

Holder of the holding

The holder is the person on whose account and in whose name the holding is operated and who is legally and economically responsible for the holding, i.e. who takes the economic risks of the holding. The holder can own the holding outright or rent it or be a leaseholder.

Other members of the holding working on the holding (family labour force)

They were consisted of members of the sole holders' family including the spouse, who carry out farm work on the holding, but who did not necessarily live on the holding. Generally, the family members of the holder are the spouse, parents, and children (relatives in the ascending or descending line (including by marriage or by adoption), as well as brothers and sisters of the holder or their spouses. Two persons living together as conjugal partners, without being married, are also treated as spouses.

Non-family labour regularly employed

All persons doing work on the holding for and receiving any kind of remuneration (salary, wages, profits or other payments including payment in kind) from the agricultural holding, other than the holder and members of his family

Regularly employed

All persons who carried out work on the holding every week on the holding under surveillance in reference period from 1 June 2009 to 31 May 2010, irrespective of length of the working week

Persons who worked regularly for part of that period, but were unable for any of the following reasons to work for the entire period, are also included: special conditions of production on the holding (requiring labour for a limited number of months during the year - fattening cattle, growing olives and grapes, etc.); absence by reason of holidays, professional training, sickness, accident, etc.

Other useful (gainful) activities

Other gainful activity is every activity carried out for remuneration (salary, wages, profits or other payment, including payment in kind, according to service rendered) other than the defined work on the holding. The farm work carried out by the labour force of one agricultural holding for another agricultural holding is included.

All these activities carried out by holder or members of holder's as the main or additional activity should be registered and broken down by: activities directly related to holding (carried out on the holding - such as tourism accommodation, handicraft, processing of farm products, forestry, etc., or outside the holding – contractual works for another agricultural holding), and activities non related to the agricultural holding (carried on holding such as tailor, insurance company, renting machinery or outside the holding - any other occupation, teacher, work in bank).

The Census of Agriculture provided the data on working persons on the holding. If several households worked on one holding (for ex. household of parent and household of son), the data were collected as for one holding. Data on members of first household were entered, and then data on members of second or third household, etc.

The data were collected following categories, and these first for persons - holders of holding, and than for other members of the holding and regularly employed persons (non-family).

The data collected for the holder and other members working on the holding refer to:

- Relation toward the holder of holding
- Sex
- Age
- Educational attainment
- Work on the holding and work on other useful (gainful) activities directly related to the holding (itself and out of the holding)
- Work on other useful (gainful) activities non related to the holding (can be carried out on the holding or out of the holding)
- Type of activity (only one, main, additional, and occasional)
- Status of person

Relation toward the holder of holding

The Census collected the data on the holder of agricultural holding, i.e. data on persons in whose name the household is operated.

The holder can own the holding outright or not, and not always the oldest member of the holding.

If the holder was several persons, there was necessary to define only one person and to collect the data on him/her.

For members of the holding toward the holder, the following codes were used:

Code 1 is for person managing the household (holder),

Code 2 for the holder's spouse,

Code 3 son/daughter of the holder,

Code 4 is entered for person who is father/mother of the holder, spouse of the holder,

Code 5 is entered for person, who is brother/sister of the holder,

Code 6 other relatives,

Code 7 is entered for regularly employed persons on the holding, non-family members.

Sex and age

The Census collected the data on gender of persons, members of household/holding, as well as on the age on 31 May 2010 at 0.00 p.m., date referred to as the reference moment for defining the age.

Educational attainment

There were also collected the data on educational (school) attainment. This is considered type of school with which a person attained the highest level of education.

Educational attainment is acquired with finishing compulsory school or school replacing it (school for the education of adults), i.e. passing the exam within the compulsory school or having finished a programme for shortened education.

.

Educational attainment should be acquired in accordance with the law on education after which the certification or other type of formal document is acquired.

Courses for which the certificate for regular school is not acquired (such as course for accountant, course for typist, etc.) were not considered as responses to this question, but the data on highest finished school was considered.

The following codes were used for educational attainment of all members of the holding:

Code 1 no education

Code 2 unfinished primary educations

Code 3 primary education

Code 4 finished 3 years of secondary school on agriculture

Code 5 finished 3 years other secondary school

Code 6 finished 4 years secondary school on agriculture

Code 7 finished 4 years other secondary school

Code 8 finished post-secondary or higher education in agriculture

Code 9 finished other post-secondary or higher education

Code 10 is entered for persons with Master of Science degree or PhD in the area of agriculture

Code 11 is entered for persons with the Master of Science degree or PhD in other areas.

The work on the holding and other related useful (gainful) activities

The Census of Agriculture 2010 collected the data on number of working days in reference period spent only for agricultural activities (including processing of own products from grapes and olives), excluding housework.

The data collected on the average number of working hours within the working days spent only on agricultural activities, as well as number of working days spent on other useful (gainful) activities on the holding directly related to the holding (forestry, fishing, hunting, processing of farm products, services performed for other out of the holding), excluding the homework. All activities are included regardless if they are carried out on the holding or out of the holding.

Additionally, there were received the data on number of working hours in working days, spent for other useful (gainful) activities on the holding directly related to the holding.

For the work on other useful (gainful) activities not directly related to the holding of entrepreneur the following modalities were used:

1. For the response - YES, works more than on the holding
2. For the response – YES, works less than on the holding
3. For the response - NO, does not work other activities

If holder of the holding and members of holder's family did carry out other useful (gainful) activities not directly related to the farm out of holding, „1” or „2” and modality „3” if the person did not carry out the mentioned activities.

Type of activity

There are collected data on agricultural activity - only, main, additional and occasional, in the case that the agricultural production is the only activity of holder or member of household, i.e. if the person was not engaged out of agricultural activity, then the code 1 (only activity) should have been entered.

If persons spent the most part of their time on agricultural activities (working hours), then for these persons the mentioned activities were main (major) ones. Persons could be engaged in other activities too, but the farm work presented the main activity which coded with 2.

Code 3 was entered for additional activity if the person spent most part of his/her working time on non-agricultural activities.

Code 4 was entered for occasional activities, if the person carried out agricultural activities just as occasional work.

Status

The data on status were received by entering one of possible modalities: 1 for agricultural worker, 2 for agricultural insurant, 3 for employed out of the holding, 4 for unemployed, 5 for housewife, 6 for child, pupil, student, 7 for retired person, 8 for farmer retired, 9 for old age retirement benefits, and 10 for fisherman – natural person.

The data on agricultural activity and on status for other regularly employed persons (non-family members) were not requested.

For members of household not reaching 15 years of age on 31 May 2010, there are not entered the data on type of activity, school attainment, number of working hours on holding, does he/she work out of the holding, and number of working hours for out of the holding.

Seasonal (non-regular) working labour force on the holding of entrepreneur

Persons not regularly employed are the ones who did not work each week on the agricultural holding in the reference period. The working day carried out by these persons is any day of such length that the worker is paid the salary or any kind of remuneration (without days of leave and sickness), and it lasts for 8 hours.

Non-regular (occasional and seasonally engaged) persons are considered persons occasionally worked on the agricultural holding in period from 1 June 2009 to 31 May 2010.

The data collected refer to number of male and female persons, total number of working days in a year spent on agricultural and related activities converted in working day lasting 8 hours.

Acquired agricultural knowledge of the holder of holding (31 May 2010)

The Census of Agriculture 2010 collected also the data on acquired agricultural knowledge agriculture of the holder. Knowledge and experience can be acquired by the holder in practice, by training, seminar, etc, or having education in the area of agriculture. This question had options YES/NO by circling one or zero. If the holder of holding participated in courses on agriculture in previous 12 months, then the option "1", was marked, at the contrary the option "0" was marked.

2. OTHER USEFUL (GAINFUL) ACTIVITIES (1 June 2009 – 31 May 2010)

These data refer to the activities described in the part on the labour force.

If the holding carried out also other gainful (useful) activities not covered by the agricultural ones, but directly related to the holding and generating income, every provided activity was marked with the appropriate option.

I Other related useful (gainful) activities on the holding:

1. Tourism and accommodation – include all activities in tourism, accommodation and food services, organising tourist arrangement, sport, recreation, etc;

2. Handicraft - knitting, embroidering, crafting souvenirs, toys, etc;

3. Collection – of forest fruit, aromatic and medicinal plants, mushrooms;
4. Wood processing (sawing timber) – for own needs (firewood and wood for other purpose), for sale (fire wood and other purpose), and processing raw wood (primary processing –production of board);
5. Processing products of vegetable origin on the holding – own produced, purchased, and own and purchased products;
6. Processing products of animal origin on the holding - own produced, purchased, and own and purchased products;
7. Aquaculture (production of fish, crayfish, mollusc, water plants etc.).

Other related useful (gainful) activities out of the holding

8. Work using the equipment of the holding for agriculture, forestry, and other services (clearing snow, etc.).

I/1 There are collected the data on the share of above mentioned activities (1-8) in the total value of the production of the holding.

The total value of production is the value of all agricultural products produced by the holding in the reference period independently whether produced for the consumption or the sale.

Non holding related activities, and other type of income (income from employment, capital income, and income from social transfers, etc.) are excluded.

9. The packaging own products of vegetable origin (farm work contributing the production);
10. The packaging own products of animal origin (farm work contributing the production);

II Other non-related useful (gainful) activities on the holding

11. Commercial activities (hairdresser, insurance company, shop, etc.);

Other non-related useful (gainful) activities out of the holding

12. Other activities (work in bank, accountant, teacher, and similar).

3. SALE OF THE PRODUCTS PRODUCED ON THE HOLDING (1 June 2009 - 31 May 2010)

The Census of Agriculture collected the data on "Sale of products produced on the holding" for the following products (crop products, livestock products, processing products, and forest products), and there is received the percentage (%) of direct sale (to the final consumer), and the percentage of sale to other farms, enterprises, shops and cooperatives.

Direct sale to the final consumer is considered the sale by the holding of own produced farm products, processed or not directly to consumers for their consumption. Mostly, the final user represents a natural person, meaning that restaurant and similar activities are excluded.

4. RECORDS ON INCOME AND EXPENDITURES (31 May 2010)

The records are considered keeping the records, including informal notes on all income generated and expenditures carried out related to the holding. Question on if the holding keeps the records referred to 31 May 2010.

The record on income referred to the income generated by the holding from the sale of farm and forest products, fish, services, and processing.

The records on expenditure referred to the expenditure of the holding in the agricultural production process, forest production, and fish production. Here it is considered costs for fuel, grain, seedlings, machinery, equipment, nutrition, water for the irrigation, purchase of poultry and livestock, etc.

The Census of Agriculture collected also the data on the use of personal computer for the needs of the holding.

5. CONSUMPTION OF ENERGY SOURCES (1 June 2009 - 31 May 2010)

This question referred to the total consumption of energy resources, and consumption The data collected are on the type of energy resources, and the percentage of energy resources spent for the needs of agricultural production.

Type of energy resources:

1. Coal – covers all types of coal and coal products (hard coal, brown coal, lignite, peat, briquette of all types of coal). The total consumption in tonnes and the percentage of consumption on the holding are entered here;
2. Mazout – covers all types of mazout. The total consumption in kilograms and the percentage of consumption on the holding are entered here;
3. Gasoline – all types of gasoline (lead and lead free). The total consumption in litres and the percentage of consumption on on the holding are entered here;
4. Petrol – covers all types received by the raw oil processing, except the mazout red 2; gasoline red 3; fuel oil red 5 as liquid petroleum gas, propane, butane, auto gas, diesel for the transport. The total consumption in litres and the percentage of consumption on the holding are entered here
5. Light distillate oil - oil (petrol) burned for the generation of heat (extra–light). The total consumption in litres and the percentage of consumption on on the holding are entered here;
6. Fire wood, sawdust, and wood wastes. The total consumption in m³ and the percentage of consumption on the holding are entered here;
7. Electricity – received from the distributive network. The total consumption in Kw/h, and percentage of consumption on the holding are entered here;
8. Elsewhere not mentioned – covers all other types of energy resources not elsewhere mentioned (in tonnes).

TYPE OF CLASS

Agricultural area size classes (in ha):

- Zero
- Less than 2
- From 2 to less than 5
- From 5 to less than 10
- From 10 to less than 20
- From 20 to less than 30
- From 30 to less than 50
- From 50 to less than 100
- 100 or more

Age classes:

- Less than 24 years
- Between 24 and 35 years
- Between 35 and 44 years
- Between 45 and 54 years
- Between 55 and 64 years
- 65 years and over

KOMENTAR**1. RADNA SNAGA**Broj članova i starosne grupe

Radnu snagu na gazdinstvu činila su sva lica koja su imala 15 godina starosti, a koja su obavljala posao na gazdinstvu u referentnom periodu od 01.06.2009. - 31.05.2010.

Takođe, sve osobe koje su ispunile uslove za penziju (60-65 godina starosti), a koje nastavljaju da rade na gazdinstvu, bile su uključene u radnu snagu.

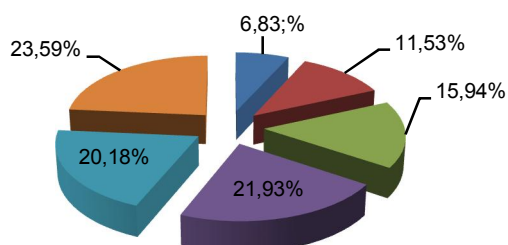
U skladu sa podacima iz Popisa poljoprivrede 2010. u Crnoj Gori ima 98949 radno angažovanih lica na poljoprivrednim gazdinstvima ili 2,03% radno angažovana člana po gazdinstvu. Udio radno angažovanih osoba porodičnih poljoprivrednih gazdinstava u odnosu na ukupan broj radno angažovanih na poljoprivrednim gazdinstvima u Crnoj Gori je 99,4%. Pod radno angažovanim osobama porodičnog poljoprivrednog gazdinstva podrazumijeva se radna snaga na porodičnom poljoprivrednom gazdinstvu koju čine nosilac gazdinstva, ostali članovi gazdinstva koji rade na gazdinstvu i ostali stalno zaposleni (nesrodnici).

Tabela 1.1 Radna snaga na poljoprivrednim gazdinstvima prema starosnim grupama

	Ukupno radna snaga na gazdinstvu broj osoba	Radna snaga na porodičnom poljoprivrednom gazdinstvu broj osoba	Radna snaga na poslovnim subjektima broj osoba
Crna Gora	98949	98341	608
Ispod 24 godine	6732	6717	15
Između 24 i 34 godine	11434	11340	94
Između 35 i 44 godine	15810	15675	135
Između 45 i 54 godine	21807	21562	245
Između 55 i 64 godine	19962	19849	113
65 godina i više	23204	23198	6

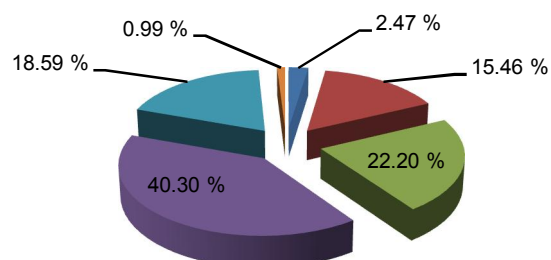
Kao što se može vidjeti starosnu strukturu poljoprivrednih gazdinstava karakteriše visok udio starijih radno angažovanih lica na gazdinstvu. Skoro 44% od ukupnog broja su osobe sa preko 55 godina starosti.

**Grafikon 1.1.1 Radna snaga, broj osoba
Porodična poljoprivredna gazdinstva**



■ ispod 24 godine
■ između 24 i 34 godine
■ između 35 i 44 godine
■ između 45 i 54 godine
■ između 55 i 64 godine
■ 65 godina i više

**Grafikon 1.1.2 Radna snaga, broj osoba
Poslovni subjekti**



■ ispod 24 godine
■ između 24 i 34 godine
■ između 35 i 44 godine
■ između 45 i 54 godine
■ između 55 i 64 godine
■ 65 godina i više

Starosna struktura radno angažovanih u porodičnim poljoprivrednim gazdinstvima se razlikuje od starosne strukture radno angažovanih na poslovnim subjektima. Najveći udio radno angažovanih na porodičnim poljoprivrednim gazdinstvima čine osobe sa preko 65 godina (udio 23,59%), dok kod poslovnih subjekata su osobe starosti između 45 i 54 godine (udio 40,30%).

Godišnja jedinica rada (GJR)

Vrijeme utrošeno za rad na gazdinstvu je stvarno potrošeno vrijeme za rad na gazdinstvu isključujući rad u domaćinstvu. Godišnja jedinica rada (GJR) je zaposlenost ekvivalentna punom radnom vremenu, tj. ukupno odrađeni sati (broj dana x prosječan broj sati) podijeljeni sa prosječnim godišnjim satima odrađenim na poslovima sa punim radnim vremenom u zemlji.

Puno radno vrijeme znači minimalan broj sati i za Crnu Goru je uzeto 1800 sati kao minimum (225 radnih dana po 8 sati rada dnevno). Poljoprivredni rad se tretira odvojeno od dopunskih djelatnosti. Na ukupnom nivou prosječno članovi gazdinstva (nosilac i ostali radno angažovani članovi) imaju 0,47 godišnju jedinicu (GJR) poljoprivrednog rada (Radna snaga na porodičnom poljoprivrednom gazdinstvu GJR / Ukupno radna snaga na gazdinstvu).

Tabela 1.2 Radna snaga na poljoprivrednim gazdinstvima prema starosnim grupama i godišnjoj jedinici rada GJR (AWU)

	Radna snaga na gazdinstvu GJR	Radna snaga na porodičnom poljoprivrednom gazdinstvu GJR	Radna snaga na poslovnim subjektima GJR
Crna Gora	47042.72	46473.03	569.69
Ispod 24 godine	2316.53	2304.85	11.68
Između 24 i 34 godine	4928.01	4838.58	89.43
Između 35 i 44 godine	7731.66	7606.76	124.9
Između 45 i 54 godine	10683.37	10447.87	235.5
Između 55 i 64 godine	10106.64	10001.63	105.01
65 godina i više	11276.51	11273.34	3.17

Na nivou porodičnog poljoprivrednog gazdinstva radno angažovana lica imaju prosječno 0,47 godišnju jedinicu rada (GJR), dok kod poslovnih subjekata radno angažovana lica imaju prosječno 0,94 GJR.

Radna snaga (radno angažovana lica na poljoprivrednim gazdinstvima)

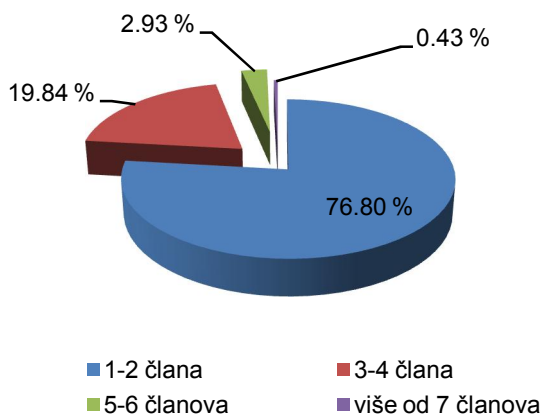
Radno angažovana lica su sve osobe koje su obavljale rad na gazdinstvu svake nedelje pod nadzorom u referentnom periodu od 01.06.2009. do 31.05.2010. godine bez obzira na dužinu radne nedelje.

U ovu grupu su bile uključene i osobe koje su redovno obavljale poslove u toku jednog dijela ovog perioda, a koje nijesu bile u mogućnosti da rade čitav period zbog bilo kojeg od sljedećih razloga: specijalni uslovi proizvodnje na gazdinstvu (specijalizovani poslovi koji se obavljaju određeni broj mjeseci u godini - tovljenje stoke, uzgoj maslina i vinove loze i sl.); odsutnost zbog odmora, stručnog osposobljavanja, bolesti, nesreće i sl.

Tabela 1.3 Poljoprivredna gazdinstva prema broju članova gazdinstva

	Poljoprivredna gazdinstva				
	ukupno	1-2 člana	3-4 člana	5-6 članova	više od 7 članova
Crna Gora	48870	37531	9697	1430	212
Porodična poljoprivredna gazdinstva	48824	37518	9686	1424	196
Poslovni subjekti	46	13	11	6	16

Od ukupno 48870 poljoprivrednih gazdinstava 37531 poljoprivredno gazdinstva ima 1-2 člana (radno angažovana), što čini 76,8% od ukupnog broja poljoprivrednih gazdinstava.

Grafikon 1.3 Poljoprivredna gazdinstva – broj članova

Svega 212 poljoprivrednih gazdinstava ili 0,43% od ukupnog broja gazdinstava čine poljoprivredna gazdinstva koja imaju više od 7 članova.

Polna struktura

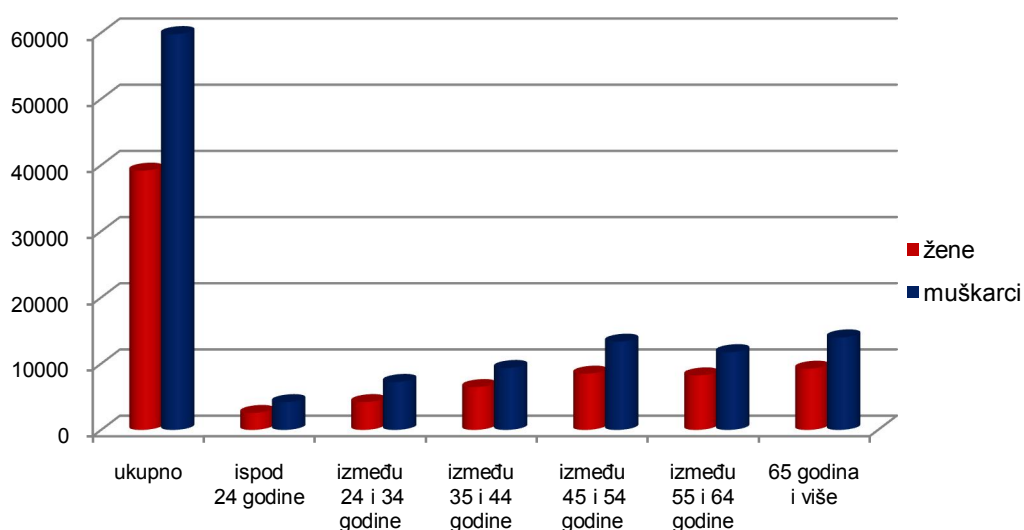
Popisom su prikupljeni podaci o polu lica članova domaćinstva/gazdinstva, kao i o navršenim godinama starosti na dan 31.05.2010. u 00:00 časova, datum koji se uzima kao kritični momenat snimanja za određivanje godina starosti.

Tabela 1.4 Radna snaga na poljoprivrednim gazdinstvima prema polu i starosti

		Ukupno	Ispod 24 godine	Između 24 i 34 godine	Između 35 i 44 godine	Između 45 i 54 godine	Između 55 i 64 godine	65 godina i više
Crna Gora	žene	39155	2550	4192	6460	8489	8227	9237
	muškarci	59794	4182	7242	9350	13318	11735	13967
Porodična poljoprivredna gazdinstva	žene	38936	2545	4182	6387	8388	8198	9236
	muškarci	59405	4172	7158	9288	13174	11651	13962
Poslovni subjekti	žene	219	5	10	73	101	29	1
	muškarci	389	10	84	62	144	84	5

Preko 60% od ukupnog broja radno angažovanih članova poljoprivrednih gazdinstava čine muškarci ili 59794 osobe

Grafikon 1.4. Radna snaga na poljoprivrednim gazdinstvima prema polu i starosti

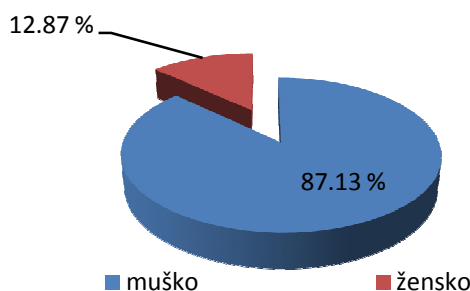


Od ukupnog broja radno angažovanih žena na porodičnim poljoprivrednim gazdinstvima, najveći udio imaju žene starosti preko 65 godina, ili 23,6%.

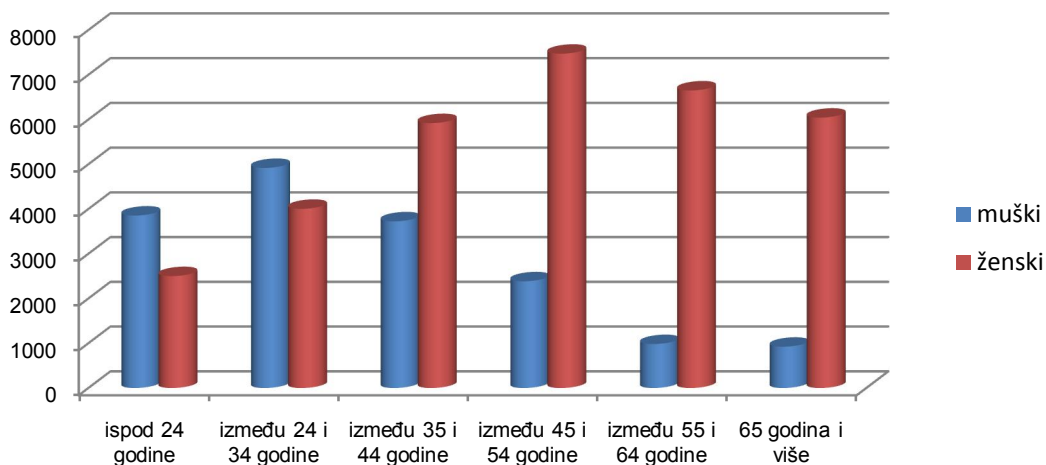
Tabela 1.4.1 Radna snaga na porodičnim poljoprivrednim gazdinstvima prema starosti i polu

Starosne grupe	Ukupno radna snaga		Nosioци gazdinstva			Ostali članovi gazdinstva koji rade			Ostali stalno zaposleni (nesrodnici)		
	članovi	udio %	ukupno	muški	ženski	ukupno	muški	ženski	ukupno	muški	ženski
UKUPNO	98341	100.0	48824	42538	6286	49382	16789	32593	135	78	57
Ispod 24 godine	6717	6.8	344	307	37	6356	3855	2501	17	10	7
Između 24 i 34 godine	11340	11.5	2387	2228	159	8924	4919	4005	29	11	18
Između 35 i 44 godine	15675	15.9	5993	5540	453	9646	3725	5921	36	23	13
Između 45 i 54 godine	21562	21.9	11675	10769	906	9857	2385	7472	30	20	10
Između 55 i 64 godine	19849	20.2	12197	10657	1540	7633	982	6651	19	12	7
65 godina i više	23198	23.6	16228	13037	3191	6966	923	6043	4	2	2

Nosilac gazdinstva je lice u čije ime i za čiji račun se vodi gazdinstvo i koje je pravno i ekonomski odgovorno za gazdinstvo, odnosno lice koje snosi ekonomske rizike gazdinstva. Nosilac gazdinstva mogao je biti vlasnik ili zakupac. U odnosu na ukupan broj nosilaca porodičnih poljoprivrednih gazdinstava svega 12,87% su žene. Od ukupno 48824 nosioca porodičnih poljoprivrednih gazdinstava najviše nosilaca (16228 nosilaca) je u starosnoj dobi preko 65 i više godina, sa učešćem od 33,24%.

Grafikon 1.4.1 Nosioци gazdinstva po polu

Ostale članove gazdinstva, koji rade na gazdinstvu (porodična radna snaga), čine članovi porodice nosioca gazdinstva, uključujući suprugu, koji obavljaju rad na gazdinstvu, ali nijesu morali živjeti na njemu. Uopšteno, članovi porodice nosioca gazdinstva su njegova supruga, roditelji i djeca (uključujući i one stečene brakom ili usvajanjem), kao i braća i sestre nosioca gazdinstva ili njihovi supružnici. Dvije osobe koje su živjele u vanbračnoj zajednici takođe su smatrani supružnicima. Od ukupnog broja ostalih članova gazdinstva (porodične radne snage) većinu ili 66% čine žene, dok je starosna dob najzastupljenija u intervalu od 45 do 54 godine.

Grafikon 1.4.2 Porodična radna snaga

Nesrodnici stalno radno zaposleni na gazdinstvu su sve osobe koje su obavljale poslove na gazdinstvu i koje su primale bilo koji oblik nadoknade (plata, dnevnicu - najam, ili drugi oblik isplate) od strane poljoprivrednog gazdinstva, a koji nijesu nosilac gazdinstva ili članovi njegove porodice. Udio stalno radno zaposlenih nesrodnika u odnosu na ukupan broj radno angažovanih članova gazdinstva iznosi svega 0,14% ili 135 osoba od čega su 42,22% žene.

Popisom su prikupljeni podaci o nosiocu poljoprivrednog gazdinstva, odnosno podaci o osobi na koju se vodilo domaćinstvo. Nosioci gazdinstva kao donosioci odluka predstavljaju veoma važan dio radne snage.

Nosioci porodičnih poljoprivrednih gazdinstava imaju 49,85% (GRJ 23167,17) od ukupnog GRJ na porodičnim poljoprivrednim gazdinstvima (46473,0 GRJ).

Tabela 1.4.2 Starost nosilaca porodičnih poljoprivrednih gazdinstava prema veličini razreda korišćenog poljoprivrednog zemljišta (ha UAA)

	Ukupno		Veličina razreda prema korišćenom poljoprivrednom zemljištu							
			0 - < 2 ha		2 - < 5 ha		5 - < 10		10 - < 20	
	broj	udio %	broj	udio %	broj	udio %	broj	udio %	broj	udio %
Ukupno	48824	100	35843	100	7619	100	2710	100	1156	100
ispod 24 godine	344	0.7	268	0.75	41	0.54	12	0.44	7	0.61
između 24 i 34 godine	2387	4.89	1844	5.14	289	3.79	107	3.95	57	4.93
između 35 i 44 godine	5993	12.27	4433	12.37	888	11.66	317	11.7	141	12.2
između 45 i 54 godine	11675	23.91	8756	24.43	1720	22.58	576	21.25	248	21.45
između 55 i 64 godine	12197	24.98	9169	25.58	1785	23.43	642	23.69	272	23.53
65 godina i više	16228	33.24	11373	31.73	2896	38.01	1056	38.97	431	37.28

/nastavak/

	Ukupno		Veličina razreda prema korišćenom poljoprivrednom zemljištu							
			20 - < 30		30 - < 50		50 - < 100		> - 100	
	broj	udio %	broj	udio %	broj	udio %	broj	udio %	broj	udio %
Ukupno	48824	100	323	100	312	100	436	100	425	100
ispod 24 godine	344	0.7	-	-	6	1.92	5	1.15	5	1.18
između 24 i 34 godine	2387	4.89	12	3.72	17	5.45	30	6.88	31	7.29
između 35 i 44 godine	5993	12.27	45	13.93	33	10.58	60	13.76	76	17.88
između 45 i 54 godine	11675	23.91	71	21.98	74	23.72	114	26.15	116	27.29
između 55 i 64 godine	12197	24.98	75	23.22	73	23.4	95	21.79	86	20.24
65 godina i više	16228	33.24	120	37.15	109	34.94	132	30.28	111	26.12

Vezano za starosnu strukturu preovlađuju nosioci gazdinstava preko 65 godina starosti, sa 33,24%. Udio mlađih nosilaca poljoprivrednih gazdinstava ispod 34 godine je 5,59%.

Udio starijih nosilaca gazdinstava smanjuje se sa povećanjem veličine farme, ali vrlo lagano, tako da nosioci gazdinstava starosti preko 55 godina su vlasnici farmi koje imaju ispod 100 ha korišćene poljoprivredne površine.

Kod porodičnih poljoprivrednih gazdinstava koja imaju preko 100ha korišćene poljoprivredne površine, najveći je udio nosilaca gazdinstava sa starosnom strukturom ispod 55 godina.

Školska sprema

Pod školskom spremom podrazumijeva se vrsta škole čijim je završavanjem osoba stekla najviši stepen obrazovanja.

Školska sprema se stiće završavanjem redovne škole ili škole koja zamjenjuje redovnu školu (na primjer škola za obrazovanje odraslih), odnosno polaganjem ispita u redovnoj školi ili završavanjem nekog programa za skraćeno školovanje.

Tabela 1.5 Radna snaga na poljoprivrednim gazdinstvima po obrazovanju i polu

		Crna Gora	Porodična poljoprivredna gazdinstva	Poslovni subjekti
UKUPNO		98949	98341	608
Bez obrazovanja	muškarci	2192	2192	-
	žene	1640	1640	-
Nezavršeno osnovno obrazovanje	muškarci	3117	3109	8
	žene	2610	2610	-
Osnovno obrazovanje	muškarci	16084	16013	71
	žene	11520	11457	63
3 godine srednje poljoprivredne škole	muškarci	1166	1136	30
	žene	432	431	1
3 godine druge srednje škole	muškarci	11447	11367	80
	žene	4174	4151	23
4 godine srednje poljoprivredne škole	muškarci	1574	1538	36
	žene	581	573	8
4 godine druge srednje škole	muškarci	23507	23393	114
	žene	9887	9787	100
Više ili visoko poljoprivredno obrazovanje	muškarci	1128	1105	23
	žene	355	341	14
Druga viša ili visoka škola	muškarci	5862	5838	24
	žene	1669	1660	9
Magistratura, doktorat poljoprivrednih nauka	muškarci	2	-	2
	žene	1	-	1
Magistratura, doktorat drugih oblasti nauka	muškarci	1	-	1
	žene	-	-	-

Struktura ukupno radno angažovanih lica prema školskoj spremi je sljedeća:

- bez obrazovanja je 3,87%,
- sa nezavršenom osnovnom školom je 5,79%,
- sa osnovnim obrazovanjem je 27,9%,
- sa završenom nekom srednjom školom je preko polovine članova ili 53,33%
- sa višom i visokom školom je 9,11%.

Tabela 1.5.1 Radna snaga na porodičnim poljoprivrednim gazdinstvima po obrazovanju i polu

Školska sprema	Ukupno radna snaga na gazdinstvu		Nosilac gazdinstva			Ostali članovi gazdinstva koji rade na gazdinstvu			Ostali stalno zaposleni (nesrodnici)		
	članovi	udio %	ukupno	muški	ženski	ukupno	muški	ženski	ukupno	muški	ženski
CRNA GORA	98341	100.0	48824	42538	6286	49382	16789	32593	135	78	57
Bez obrazovanja	3832	3.9	1995	1155	840	1828	192	1636	9	5	4
Nezavršeno osnovno obrazovanje	5719	5.8	2755	1930	825	2955	347	2608	9	7	2
Osnovno obrazovanje	27470	27.9	12997	10556	2441	14438	2994	11444	35	22	13
3 godine srednje poljoprivredne škole	1567	1.6	828	772	56	739	308	431	-	-	-
3 godine druge srednje škole	15518	15.8	8064	7559	505	7431	3293	4138	23	10	13
4 godine srednje poljoprivredne škole	2111	2.1	1016	946	70	1087	514	573	8	8	-
4 godine druge srednje škole	33180	33.7	16195	14959	1236	16939	7176	9763	46	22	24
Više ili visoko poljoprivredno obrazovanje	1446	1.5	796	745	51	649	308	341	1	1	-
Druga viša ili visoka škola	7498	7.6	4178	3916	262	3316	1657	1659	4	3	1
Magistratura, doktorat poljoprivrednih nauka	-	-	-	-	-	-	-	-	-	-	-
Magistratura, doktorat drugih oblasti nauka	-	-	-	-	-	-	-	-	-	-	-

Od ukupno 3832 radno angažovanih osoba na poljoprivrednim gazdinstvima, ženskog pola bez obrazovanja je čak 64,72%.

Od ukupno 1995 nosilaca gazdinstva, bez obrazovanja je 1155 lica muškog pola ili 57,89%.

Kod ostale porodične radne snage od ukupno 1828 lica bez obrazovanja, 89,5% ili 1636 su žene.

Što se tiče članova gazdinstva koji imaju završenu srednju, višu ili visoku školu odnos između polova je približan, a interesantno je da u Popisu poljoprivrede nije evidentiran radno angažovan nijedan magistar ili doktor poljoprivrednih ili drugih nauka kao član porodičnog poljoprivrednog gazdinstva.

Sezonska (povremena) radna snaga na poljoprivrednom gazdinstvu

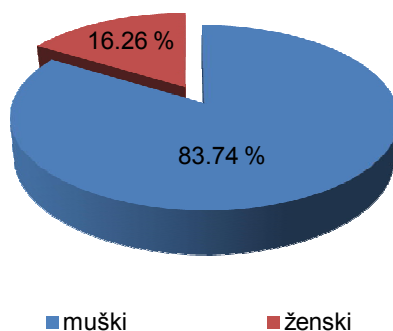
Osobe koje nijesu stalno zaposlene su one koje nijesu radile svake nedelje na gazdinstvu u referentnom periodu. Radni dan ovih lica je svaki dan rada za koji je plaćen bilo kojom vrstom nadoknade (bez slobodnih dana i bolovanja), a koji traje 8 sati.

Pod povremeno i sezonski angažovanim licima smatrane su osobe koje su povremeno radile na poljoprivrednom gazdinstvu u periodu od 01.06.2009. - 31.05.2010.

Tabela 1.6 Povremeno i sezonski angažovana lica koja nijesu članovi gazdinstva po polu

	Ukupno povremeno i sezonski angazovana lica na gazdinstvima		Sezonski i povremeno angazovana lica			Zaposleni po ugovoru		
	članovi	udio %	ukupno	muški	ženski	ukupno	muški	ženski
Crna Gora	17096	100.0	17092	14313	2779	4	4	-
Porodična poljoprivredna gazdinstva	14656	85.7	14656	11949	2707	-	-	-
Poslovni subjekti	2440	14.3	2436	2364	72	4	4	-

U skladu sa podacima iz Popisa poljoprivrede, ukupan broj povremeno i sezonski angažovanih lica na poljoprivrednim gazdinstvima je 17096. Na porodičnim poljoprivrednim gazdinstvima bilo je angažovano 85,73% od ukupnog broja povremenih i sezonski angažovanih lica.

Grafikon 1.6 Polna struktura sezonski i povremeno angažovanih lica

Što se tiče polne strukture sezonski i povremeno angažovanih lica, učešće žena je 16,26%, dok muškarci čine većinu ili 83,74%.

2. DRUGE KORISNE AKTIVNOSTI

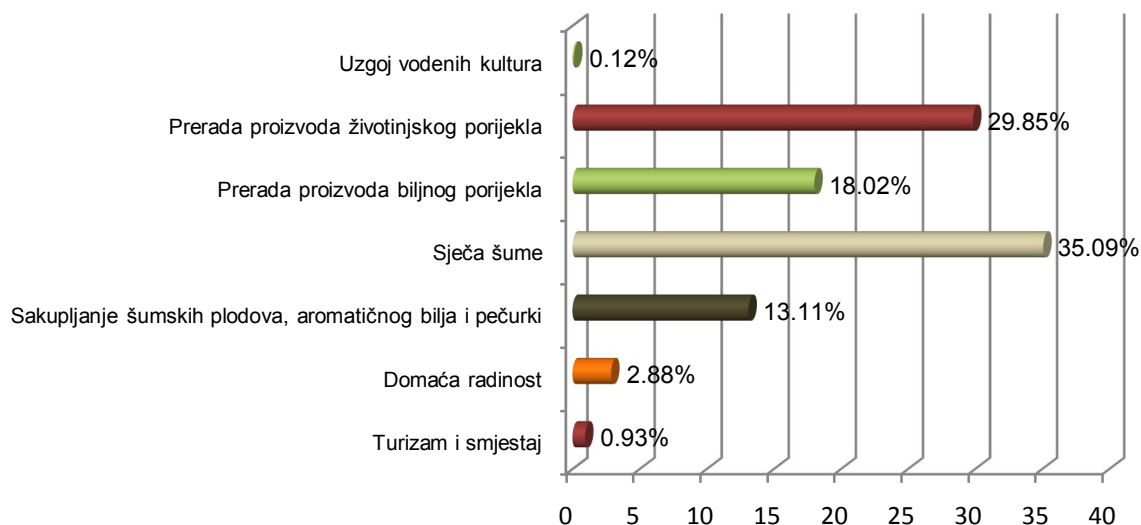
Popisom poljoprivrede 2010 dobijeni su podaci za ukupno 23885 gazdinstava koja obavljaju druge korisne aktivnosti vezana za gazdinstvo na gazdinstvu, 3155 poljoprivrednih gazdinstava koja obavljaju druge korisne aktivnosti vezana za gazdinstvo van gazdinstva i 4048 poljoprivrednih gazdinstava koji obavljaju aktivnosti nevezane za gazdinstvo.

Tabela 2. Poljoprivredna gazdinstva prema drugim korisnim aktivnostima

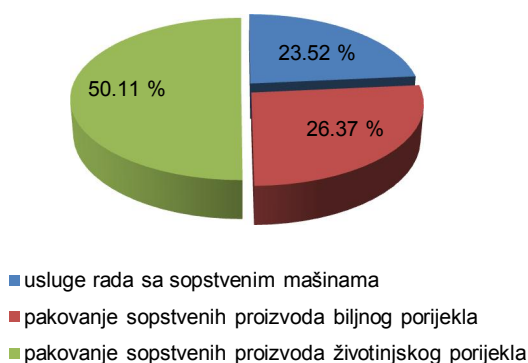
			Crna Gora	Porodična poljoprivredna gazdinstva	Poslovni subjekti	
Gazdinstava koji obavljaju druge korisne aktivnosti	aktivnosti vezane za gazdinstvo	na gazdinstvu	broj gazdinstava	23885	23865	20
			turizam i smještaj	223	222	1
			domaća radinost	687	687	-
			sakupljanje šumskih plodova, aromatičnog bilja i pečuraka	3131	3130	1
			sječa šume	8381	8379	2
			prerada proizvoda biljnog porijekla	4305	4299	6
			prerada proizvoda životinjskog porijekla	7130	7122	8
			uzgoj vodenih kultura	28	26	2
	van gazdinstva	broj gazdinstava	3155	3150	5	
		usluge rada sa sopstvenim mašinama	742	740	2	
		pakovanje sopstvenih proizvoda biljnog porijekla	832	831	1	
		pakovanje sopstvenih proizvoda životinjskog porijekla	1581	1579	2	
	aktivnosti nevezane za gazdinstvo	na gazdinstvu	broj gazdinstava	4048	4047	1
			komercijalne djelatnosti kao frizerske usluge, prodavnice i dr.	155	155	-
		van gazdinstva	ostale djelatnosti kao rad u računovodstvu, obrazovanje i dr.	3893	3892	1

Druge vezane korisne (profitabilne) aktivnosti na gazdinstvu su: turizam i smještaj; domaća radinost; sakupljanje - šumskih plodova, aromatičnog i ljekovitog bilja, pečurki; sječa šume; prerada proizvoda biljnog porijekla na gazdinstvu sopstvenih, otkupljenih, sopstvenih i otkupljenih proizvoda; prerada proizvoda životinjskog porijekla na gazdinstvu sopstvenih, otkupljenih, sopstvenih i otkupljenih proizvoda; uzgoj vodenih kultura (ribe, mekušci, ljuskari i vodene biljke).¹⁾

¹⁾ Više u dijelu Definicije i objašnjenja po poglavljima, kao i u samom Upitniku koji se nalazi na kraju knjige

Grafikon 2.1 Aktivnosti vezane za gazdinstvo- na gazdinstvu (23 885 gazdinstava)

Od ukupno 23885 poljoprivrednih gazdinstava koja se bave drugim korisnim aktivnostima na gazdinstvu najveći udio od 39,09% čine gazdinstva koja se bave sječom šume, dok se najmanje njih bavi turizmom i smještajem (0,93%) i uzgojem vodenih kultura (0,12%).

Grafikon 2.2 Aktivnosti vezane za gazdinstvo – van gazdinstva (3155 gazdinstava)

Druge vezane korisne (profitabilne) aktivnosti van gazdinstva kao što su: usluge rada sa sopstvenim poljoprivrednim mašinama za poljoprivredu, za šumarstvo i druge usluge; pakovanje sopstvenih proizvoda biljnog porijekla; i pakovanje sopstvenih proizvoda životinjskog porijekla, obavlja 3155 poljoprivrednih gazdinstava, a najviše njih 1581 ili 50,11% se bavi pakovanjem sopstvenih proizvoda životinjskog porijekla.

Grafikon 2.3 Aktivnosti nevezane za gazdinstvo (4048 gazdinstava)

Kao što se može vidjeti na grafikonu 2.3, ukupno 155 poljoprivrednih gazdinstava, odnosno 3,83% se bavi i drugim nevezanim korisnim (profitabilnim) aktivnostima na gazdinstvu, kao što su komercijalne aktivnosti (frizer, osiguravajuće društvo, prodavnica i dr.). Drugim nevezanim korisnim (profitabilnim) aktivnostima van gazdinstva kao što su ostale aktivnosti (rad u banci, u računovodstvu, učitelj i slično) obavlja 3893 poljoprivredna gazdinstva što čini 96,17% od ukupno 4048 poljoprivrednih gazdinstava koji obavljaju druge nevezane korisne aktivnosti na i van gazdinstva.

3. PRODAJA PROIZVEDENIH PROIZVODA NA GAZDINSTVU (01.06.2009.- 31.05.2010.)

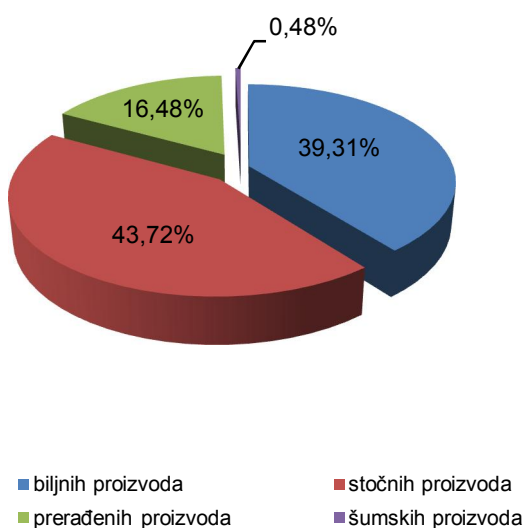
Popisom poljoprivrede prikupljeni su podaci o „Prodaji proizvedenih proizvoda na gazdinstvu” za navedene proizvode (biljni proizvodi, stočni proizvodi, prerađeni proizvodi i šumski proizvodi).

Tabela 3. Poljoprivredna gazdinstva koja obavljaju prodaju sopstvenih proizvoda

	Prodaja biljnih proizvoda	Prodaja stočnih proizvoda	Prodaja prerađenih proizvoda	Prodaja šumskih proizvoda
Crna Gora	8691	9670	3644	107
Porodična poljoprivredna gazdinstva	8669	9646	3636	107
Poslovni subjekti	22	24	8	-

U Crnoj Gori popisano je 8691 poljoprivredno gazdinstvo koje obavlja prodaju proizvedenih biljnih proizvoda na gazdinstvu, 9670 poljoprivrednih gazdinstava koji obavljaju prodaju proizvedenih na gazdinstvu stočnih proizvoda i 107 poljoprivrednih gazdinstava koji obavljaju prodaju šumskih proizvoda proizvedenih na gazdinstvu. Određena poljoprivredna gazdinstva su mogla istovremeno obavljati prodaju jednog ili više navedenih proizvoda u referentnom periodu (biljni proizvodi, stočni proizvodi, prerađeni proizvodi i šumski proizvodi).

Grafikon 3. Poljoprivredna gazdinstva koja obavljaju prodaju sopstvenih proizvoda



4. EVIDENCIJA PRIHODA I RASHODA (31.05.2010.)

Pojam evidencija podrazumijeva vođenje evidencije, uključujući i neformalne pribilješke o svim ostvarenim prihodima i napravljenim rashodima u vezi dotičnog gazdinstva. Pitanje da li gazdinstvo vodi evidenciju odnosilo se na dan 31.05.2010. godine.

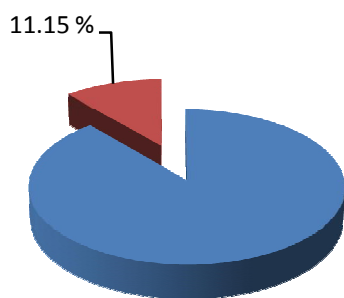
Tabela 4. Evidencija prihoda i rashoda

	Broj poljoprivrednih gazdinstava koji vode evidenciju prihoda i rashoda	Broj poljoprivrednih gazdinstava koji koriste personalni računar za potrebe gazdinstva
Crna Gora	5448	598
Porodična poljoprivredna gazdinstva	5402	569
Poslovni subjekti	46	29

Od ukupno 48870 poljoprivrednih gazdinstava 5448 vode evidenciju prihoda i rashoda što čini 11,15% od ukupnog broja poljoprivrednih gazdinstava.

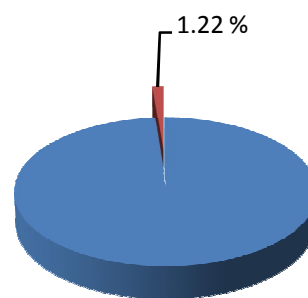
Broj poljoprivrednih gazdinstava koji koriste personalni računar za potrebe gazdinstva iznosi 598, odnosno 1,22% od ukupnog broja poljoprivrednih gazdinstava.

Grafikon 4.1 Evidencija prihoda i rashoda



■ Broj gazdinstava koji vode evidenciju prihoda i rashoda

Grafikon 4.2 Korišćenje personalnog računara



■ Broj gazdinstava koji koriste personalni računar za potrebe gazdinstva

Što se tiče poslovnih subjekata, svi popisani poslovni subjekti vode evidenciju prihoda i rashoda, dok nešto više od 60% popisanih poslovnih subjekata koristi personalni računar za potrebe gazdinstva.

5. POTROŠNJA ENERGENATA (01.06.2009. - 31.05.2010.)

Prikupljeni su podaci o vrsti energenata utrošenih za obavljanje poljoprivredne djelatnosti (npr. gorivo potrošeno u vlastitim kotlarnicama, za transport, za zagrijavanje prostorija, za rashladne uređaje, za pogon mašina i drugo).

Tabela 5. Potrošnja energenata

	Potrošnja energenata na poljoprivrednim gazdinstvima							
	ugalj, t	mazut, kg	benzin, l	nafta, l	lož ulje, l	ogrijevno drvo, m ³	el. energija, kwh	drugo
Crna Gora	210657	207289	1715250	4865519	58072	809784	136828588	580355
Porodična poljoprivredna gazdinstva	160637	5219	1686030	4479543	29775	808794	124109061	580355
Poslovni subjekti	50020	202070	29220	385976	28297	990	12719527	-

U tabeli 5. prikazane su količine utrošenih energenata na poljoprivrednim gazdinstvima. Poslovni subjekti troše više energenata u odnosu na porodična poljoprivredna gazdinstva, tako da prosječna potrošnja uglja iznosi:

- po porodičnom poljoprivrednom gazdinstvu 3,29 tona,
- dok poslovni subjekti troše prosječno 1087,39 tona.

Poslovni subjekti prosječno troše 8390,78 litara nafte, dok porodična poljoprivredna gazdinstva u prosjeku troše 91,71 litar nafte.

Prosječna potrošnja ogrijevnog drveta iznosi 16,57 m³ po porodičnom poljoprivrednom gazdinstvu.

COMMENT**1. LABOUR FORCE**Number of members and age groups

The labour force on the holding comprised all persons aged 15, and carrying out the work on the holding in reference period from 1 June 2009 to 31 May 2010.

Also, all persons having fulfilled conditions for the retirement (aged 60-65) continuing to work on the holding, were included in the labour force.

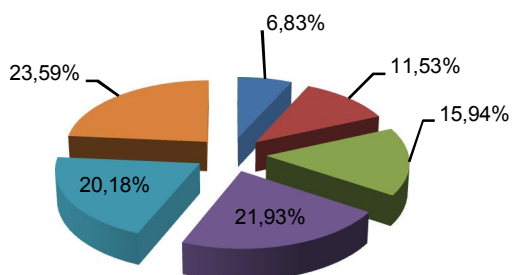
In accordance with the data from the Census of Agriculture 2010 in Montenegro there are 98 949 of working persons on agricultural holdings, or 2.03 working members per holding. The share of working persons of family agricultural holdings in the total number of working persons on agricultural holdings in Montenegro is 99.4%. Working persons of family agricultural holding are considered the labour force on the family agricultural holding consisting of holder of the holding, other members of the holding working on the holding, and other regularly employed persons (non family).

Table 1.1 Labour force on agricultural holdings by age groups

	Total labour force on the holding number of persons	Labour force on the family agricultural holding number of persons	Labour force in business entities number of persons
Montenegro	98949	98341	608
Up to 24 years	6732	6717	15
Between 24 and 34 years	11434	11340	94
Between 35 and 44 years	15810	15675	135
Between 45 and 54 years	21807	21562	245
Between 55 and 64 years	19962	19849	113
65 years and over	23204	23198	6

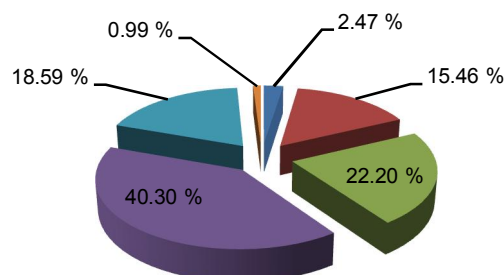
It is easy to see that the age structure of agricultural holdings is characterised by a high share of older working persons on the holding. Almost 44% of the total number comprises persons aged over 55.

Chart 1.1.1. Labour force family agricultural holdings



- Up to 24 years
- Between 24 and 34 years
- Between 35 and 44 years
- Between 45 and 54 years
- Between 55 and 64 years
- 65 years and over

Chart 1.1.2. Labour force business entities



- Up to 24 years
- Between 24 and 34 years
- Between 35 and 44 years
- Between 45 and 54 years
- Between 55 and 64 years
- 65 years and over

The age structure of working persons on family agricultural holdings differs from the age structure of working persons in business entities. The highest share of working persons on family agricultural holdings comprises persons aged over 65 (23.59% share), while in business entities there are persons aged between 45 and 54 years (40.30% share).

Annual work unit (AWU)

The time spent for the work on the holding is actually spent time for the work on the holding excluding the household work. Annual work unit (AWU) is the employment equivalent to the full-time working time, i.e. the total of the hours worked (number of days x average number of hours) divided by average annual hours spent on the work with the full-time basis in the country.

Full-time means the minimum hours required and 1 800 hours are taken to be the minimum for Montenegro (225 working days of eight hours each). The farm work is separated from the additional activities. At the level of total, members of the holding (holder and other working members) have 0.47 AWU of farm work in average (Labour force on the family agricultural holding AWU /Total labour force on the holding).

Table 1.2 Labour force on agricultural holdings by age groups, and annual work unit (AWU)

	Labour force on the holding AWU	Labour force on the family agricultural holding AWU	Labour force in business entities AWU
Montenegro	47042.72	46473.03	569.69
Up to 24 years	2316.53	2304.85	11.68
Between 24 and 34 years	4928.01	4838.58	89.43
Between 35 and 44 years	7731.66	7606.76	124.9
Between 45 and 54 years	10683.37	10447.87	235.5
Between 55 and 64 years	10106.64	10001.63	105.01
65 years and over	11276.51	11273.34	3.17

At the level of family agricultural holding, working persons have approx. 0.47 Annual Working Unit (AWU), while working persons in business entities have approx. 0.94 AWU.

Labour force (working persons on agricultural holdings)

Working persons are all persons who carried out work on the holding every week on the holding under surveillance in reference period from 1 June 2009 to 31 May 2010, irrespective of length of the working week.

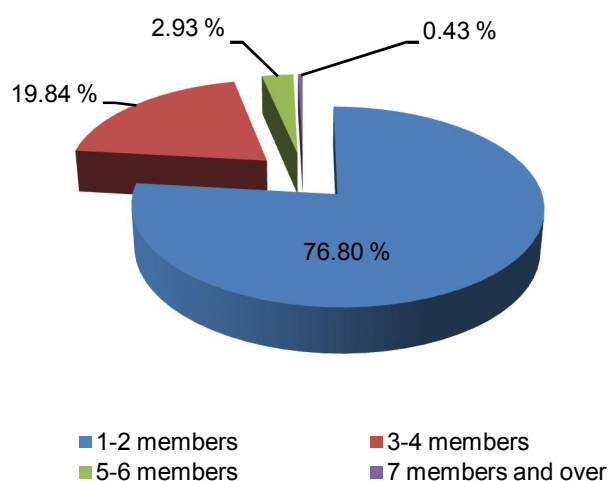
This group comprised also persons who worked regularly for part of that period, but were unable for any of the following reasons to work for the entire period: special conditions of production on the holding (requiring labour for a limited number of months during the year - fattening cattle, growing olives and grapes, etc.); absence by reason of holidays, professional training, sickness, accident, etc.

Table 1.3 Agricultural holdings by number of members of the holding

	Agricultural holdings				
	Total	1-2 members	3-4 members	5-6 members	Over 7 members
Montenegro	48870	37531	9697	1430	212
Family agricultural holdings	48824	37518	9686	1424	196
Business entities	46	13	11	6	16

Of the total 48 870 agricultural holdings, 37 531 agricultural holdings possess 1-2 members (working), with the share 76.8% in the total number of agricultural holdings.

Chart 1.3 Agricultural holdings– number of members



Only 212 agricultural holdings or 0.43% of the total number of holdings are agricultural holdings having more than 7 members.

Gender structure

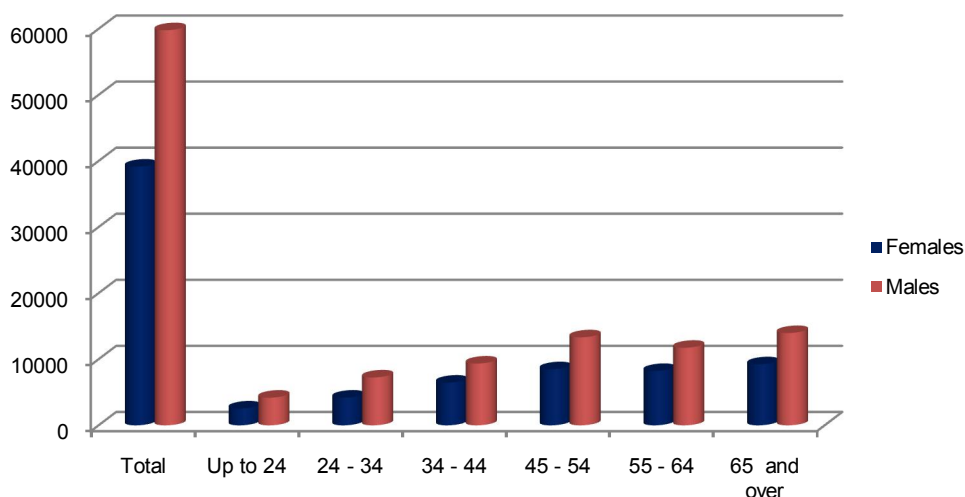
The Census collected the data on members of household/holding by gender, as well as on the age on 31 May 2010, at 00:00, date taken as the reference moment of reporting for defining the years of age.

Table 1.4 Labour force on agricultural holdings by gender and age

		Total	Up to 24	Between 24 and 34	Between 35 and 44	Between 45 and 54	Between 55 and 64	65 and over
Montenegro	Female	39155	2550	4192	6460	8489	8227	9237
	Male	59794	4182	7242	9350	13318	11735	13967
Family agricultural holdings	Female	38936	2545	4182	6387	8388	8198	9236
	Male	59405	4172	7158	9288	13174	11651	13962
Business entities	Female	219	5	10	73	101	29	1
	Male	389	10	84	62	144	84	5

Over 60% of the total number of working persons– members of agricultural holdings are male persons, i.e. 59 794 persons.

Chart 1.4. Labour force on agricultural holdings by gender and age

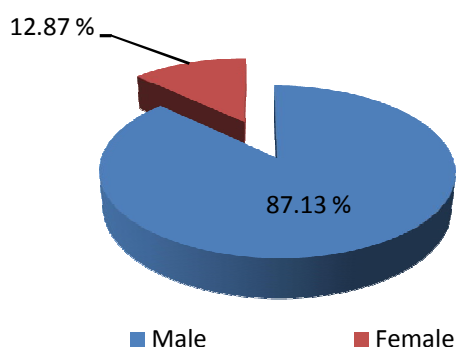


Of the total number of working women on family agricultural holdings, women aged over 65, or the 23.6% have the highest share.

Table 1.4.1 Labour force on family agricultural holdings by age and gender

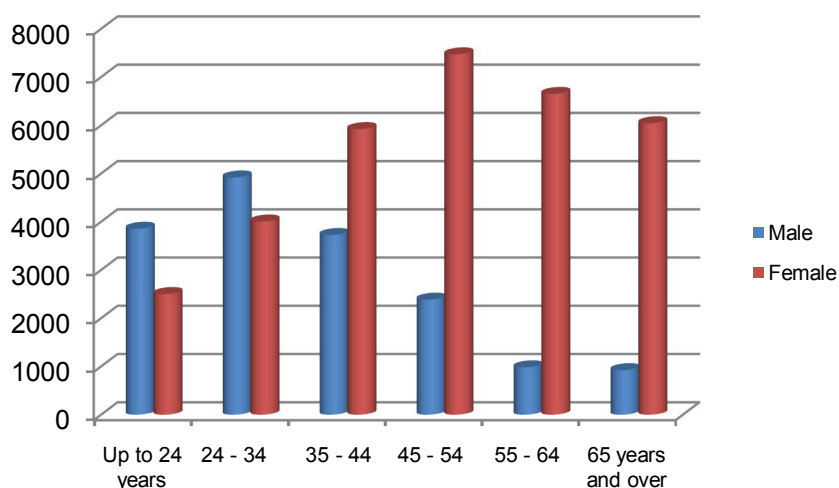
Age groups	Total labour force		Holder of the holding			Other members of the holding working			Other regularly employed (non-family)		
	Members	Share %	Total	Male	Female	Total	Male	Female	Total	Male	Female
TOTAL	98341	100.0	48824	42538	6286	49382	16789	32593	135	78	57
Up to 24 years	6717	6.8	344	307	37	6356	3855	2501	17	10	7
Between 24 and 34 years	11340	11.5	2387	2228	159	8924	4919	4005	29	11	18
Between 35 and 44 years	15675	15.9	5993	5540	453	9646	3725	5921	36	23	13
Between 45 and 54 years	21562	21.9	11675	10769	906	9857	2385	7472	30	20	10
Between 55 and 64 years	19849	20.2	12197	10657	1540	7633	982	6651	19	12	7
65 years and over	23198	23.6	16228	13037	3191	6966	923	6043	4	2	2

The holder is the person on whose account and in whose name the holding is operated and who is legally and economically responsible for the holding, i.e. who takes the economic risks of the holding. The holder can own the holding outright or rent it or be a leaseholder. Compared with the total number of holders of family agricultural holdings, only 12.87% are female persons. Of the total 48 824 holders of family agricultural holdings, the most of holders (16 228 holders) is aged 65 and over, with the share of 33.24%.

Chart 1.4.1 Holders of the holding by gender

Other members of the holding working on the holding (family labour force) consist of members of the sole holder's family including the spouse, who carry out farm work on the holding, but who did not necessarily live on the holding. Generally, the family members of the holder are the spouse, parents, and children (including ones acquired by marriage or by adoption), as well as brothers and sisters of the holder or their spouses. Two persons living together as conjugal partners, without being married, are also treated as spouses. Of the total number of other members of the holding (family labour force), the most or 66% are female persons, while the age mostly represented is in the interval from 45 to 54.

Chart 1.4.2 Family labour force



Non-family labour regularly employed on the holding are all persons doing work on the holding for and receiving any kind of remuneration (salary, wages, profits or other payments including payment in kind) from the agricultural holding, other than the holder and members of his family. The share of non-family regularly employed compared with the total number of working members of the holding is only 0.14% or 135 persons, of which 42.22% are women.

The Census covered the data on the holder of agricultural holding, i.e. the data on the person in whose name the household is operating. Holders of the holding, as the ones who are making decisions, represent a very important part of labour force.

The holders of family agricultural holdings are present with 49,85% (AWU 23167,17) in the total AWU on family agricultural holdings (46473,0 AWU).

Table 1.4.2 Age of holder of family agricultural holdings by class size of utilised agricultural area (ha UAA)

	Total		Class size by utilised agricultural land							
			0 - < 2 ha		2 - < 5 ha		5 - < 10		10 - < 20	
	Number	Share %	Number	Share %	Number	Share %	Number	Share %	Number	Share %
Total	48824	100.00	35843	100.00	7619	100.00	2710	100.00	1156	100.00
Up to 24 years	344	0.70	268	0.75	41	0.54	12	0.44	7	0.61
Between 24 and 34 years	2387	4.89	1844	5.14	289	3.79	107	3.95	57	4.93
Between 35 and 44 years	5993	12.27	4433	12.37	888	11.66	317	11.70	141	12.20
Between 45 and 54 years	11675	23.91	8756	24.43	1720	22.58	576	21.25	248	21.45
Between 55 and 64 years	12197	24.98	9169	25.58	1785	23.43	642	23.69	272	23.53
65 years and over	16228	33.24	11373	31.73	2896	38.01	1056	38.97	431	37.28

/continued/

	Total		Class size by utilised agricultural land							
			20 - < 30		30 - < 50		50 - < 100		> - 100	
	Number	Share %	Number	Share %	Number	Share %	Number	Share %	Number	Share %
Total	48824	100.00	323	100.00	312	100.00	436	100.00	425	100.00
Up to 24 years	344	0.70	-	-	6	1.92	5	1.15	5	1.18
Between 24 and 34 years	2387	4.89	12	3.72	17	5.45	30	6.88	31	7.29
Between 35 and 44 years	5993	12.27	45	13.93	33	10.58	60	13.76	76	17.88
Between 45 and 54 years	11675	23.91	71	21.98	74	23.72	114	26.15	116	27.29
Between 55 and 64 years	12197	24.98	75	23.22	73	23.40	95	21.79	86	20.24
65 years and over	16228	33.24	120	37.15	109	34.94	132	30.28	111	26.12

In regards with the age structure, holders of holding aged 65 and over are mostly present with 33.24%. The share of younger holders of the agricultural holding aged up to 34 is 5.59%.

The share of older holders of holding decreases with increasing the farm size, but in a slow pace, thus holders of the holding aged over 55 are owners of farms with less than 100 ha of utilised agricultural area.

Family agricultural holdings with the utilised agricultural land over 100 ha have the share if holders aged less than 55.

Educational attainment

Educational attainment is type of school by whose finishing the person acquired the highest level of education.

Educational (school) attainment is acquired by finishing regular (compulsory) school or school replacing the regular one (ex. school for adult education), i.e. passing exams in regular school or by finishing programme for shortened education.

Table 1.5 Labour force on the agricultural holding by education and gender

		Montenegro	Family agricultural holdings	Business entities
TOTAL		98949	98341	608
No education	Male	2192	2192	-
	Female	1640	1640	-
Unfinished primary education	Male	3117	3109	8
	Female	2610	2610	-
Primary education	Male	16084	16013	71
	Female	11520	11457	63
3 years of secondary agricultural school	Male	1166	1136	30
	Female	432	431	1
3 years of other secondary school	Male	11447	11367	80
	Female	4174	4151	23
4 years of secondary agricultural school	Male	1574	1538	36
	Female	581	573	8
4 years of other secondary school	Male	23507	23393	114
	Female	9887	9787	100
Post-secondary or higher agricultural education	Male	1128	1105	23
	Female	355	341	14
Other post-secondary or higher education	Male	5862	5838	24
	Female	1669	1660	9
Master of science (MSc), PhD in the agriculture	Male	2	-	2
	Female	1	-	1
Master of science (MSc), PhD in other areas of science	Male	1	-	1
	Female	-	-	-

The structure of total working persons by educational attainment is the following:

- No education 3.87%,
- Unfinished primary education 5.79%,
- Primary education 27.9%,
- Any secondary school finished by a half of members 53.33%
- Post-secondary or higher education is 9.11%.

Table 1.5.1 Labour force on family agricultural holdings by education and gender

Educational attainment	Total labour force on the holding		Holder of the holding			Other members of the holding working on the holding			Other regularly employed (non-family)		
	Members	Share %	Total	Male	Female	Total	Male	Female	Total	Male	Female
MONTENEGRO	98341	100.0	48824	42538	6286	49382	16789	32593	135	78	57
No education	3832	3.9	1995	1155	840	1828	192	1636	9	5	4
Unfinished primary education	5719	5.8	2755	1930	825	2955	347	2608	9	7	2
Primary education	27470	27.9	12997	10556	2441	14438	2994	11444	35	22	13
3 years of secondary agricultural school	1567	1.6	828	772	56	739	308	431	-	-	-
3 years of other secondary school	15518	15.8	8064	7559	505	7431	3293	4138	23	10	13
4 years of secondary agricultural school	2111	2.1	1016	946	70	1087	514	573	8	8	-
4 years of other secondary school	33180	33.7	16195	14959	1236	16939	7176	9763	46	22	24
Post-secondary or higher agricultural education	1446	1.5	796	745	51	649	308	341	1	1	-
Other post-secondary or higher education	7498	7.6	4178	3916	262	3316	1657	1659	4	3	1
Master of science (MSc), PhD in the agriculture	-	-	-	-	-	-	-	-	-	-	-
Master of science (MSc), PhD in other areas of science	-	-	-	-	-	-	-	-	-	-	-

Of the total 3 832 members of members of working persons on agricultural holding, women with no education present fully 64.72%.

Of the total 1 995 holders of the holding, there are 1 155 male persons or 57.89% with no education.

Among other family labour force, of the total 1 828 persons with no education - 89.5% or 1 636 are women.

In regard with the members of the holding having finished secondary, post-secondary or higher education, both sexes are almost the same present, and what is interesting that the Census of Agriculture did not reported any working person with MSc or PhD in agriculture or other areas of science as a member of the family agricultural holding.

Non-regular (occasional and seasonally engaged) labour force on the agricultural holding

Persons not regularly employed are the ones who did not work each week on the agricultural holding in the reference period. The working day carried out by these persons is any day of such length that the worker is paid the salary or any kind of remuneration (without days of leave and sickness), and it lasts for 8 hours.

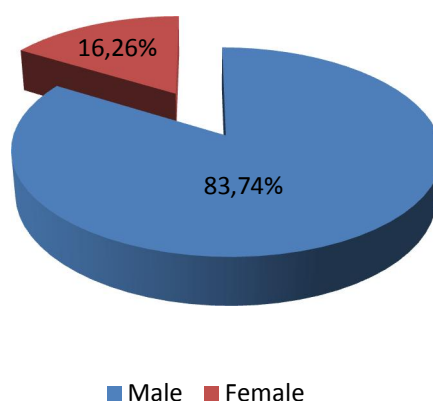
Non-regular (occasional and seasonally engaged) persons are considered persons occasionally worked on the agricultural holding in period from 1 June 2009 to 31 May 2010.

Table 1.6 Non-regular (occasional and seasonally engaged) persons who are non- family members of the holding by gender

	Total non-regular (occasional and seasonally engaged) persons		Non-regular (occasional and seasonally engaged) persons			Employed on the contract basis		
	Members	Share %	Total	Male	Female	Total	Male	Female
Montenegro	17096	100.0	17092	14313	2779	4	4	-
Family agricultural holdings	14656	85.7	14656	11949	2707	-	-	-
Business entities	2440	14.3	2436	2364	72	4	4	-

In accordance with the data from the Census of Agriculture, the total number of non-regular (occasional and seasonally engaged) persons on the agricultural holding is 17 096. There were 85.73% employed on family agricultural holdings from the total number of non-regular (occasional and seasonally engaged) persons.

Chart 1.6 Gender structure of non- regular (occasional and seasonally engaged) persons



In regards with the gender structure of non-regular (occasional and seasonally engaged) persons, the share of women is 16.26%, while men prevailing with 83.74%.

2. OTHER USEFUL (GAINFUL) ACTIVITIES

The Census of Agriculture 2010 collected the data for the total 23 885 holdings carrying out other useful (gainful) activities related to the holding on the holding, 3 155 agricultural holdings carrying out other useful activities related to the holding out of the holding, and 4 048 agricultural holdings carrying out activities not related to the holding.

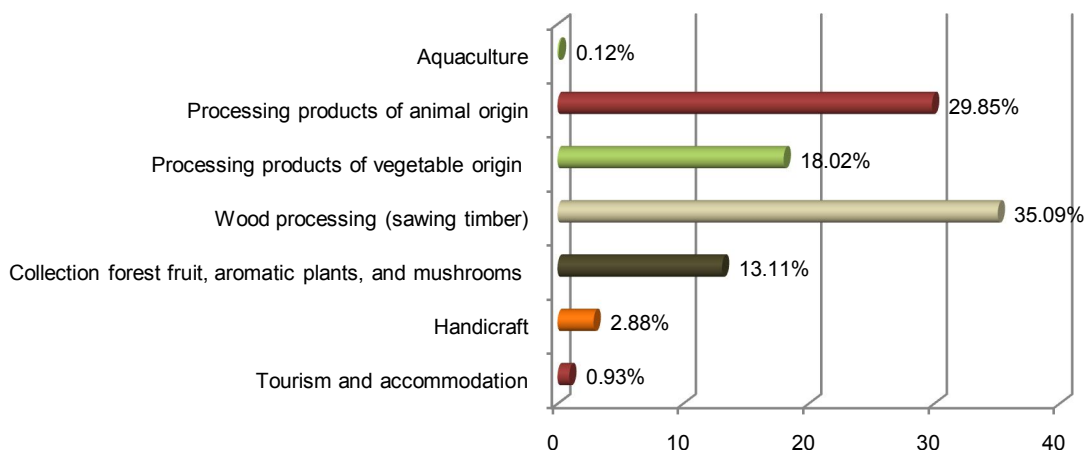
Table 2. Agricultural holdings by other useful (gainful) activities

				Montenegro	Family agricultural holdings	Business entities
Holding carrying out other useful (gainful) activities	Activities related to the holding	On the holding	Number of holdings	23885	23865	20
			Tourism and accommodation	223	222	1
			Handicraft	687	687	-
			Collection of forest fruit, aromatic plants, and mushrooms	3131	3130	1
			Wood processing (sawing timber)	8381	8379	2
			Processing products of vegetable origin	4305	4299	6
			Processing products of animal origin	7130	7122	8
			Aquaculture	28	26	2
	Out of the holding	Number of holdings	3155	3150	5	
		Work using own equipment of the holding	742	740	2	
		Packing of own products of vegetable origin	832	831	1	
		Packing of own products of animal origin	1581	1579	2	
	Activities not related to the holding	On the holding	Number of holdings	4048	4047	1
			Commercial activities as hairdressing services, shops, etc.	155	155	-
		Out of the holding	Other activities, such as accounting, education, etc.	3893	3892	1

Other related useful (gainful) activities on the holding are: tourism and accommodation; handicraft; collection of forest fruit, aromatic and medicinal plants, mushrooms; sawing timber; processing of products of vegetable origin on the holding of own, purchased, and own and purchased products; processing products of animal origin on the holding of own, purchased, and own and purchased products; aquaculture (fish, mollusc, crayfish, and water plants)¹⁾.

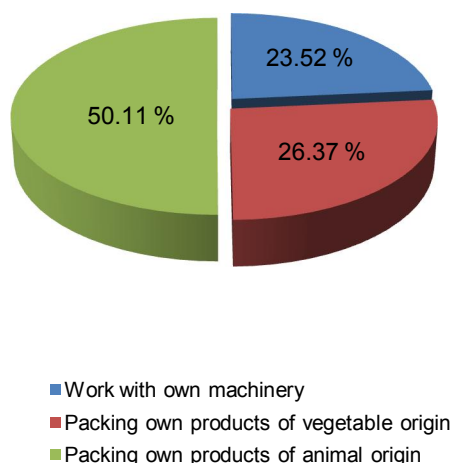
¹⁾ More details in part Definitions and explanations by chapters, as well as in questionnaire at the end of this publication.

Chart 2.1 Activities related to the holding - on the holding (23 885 holdings)

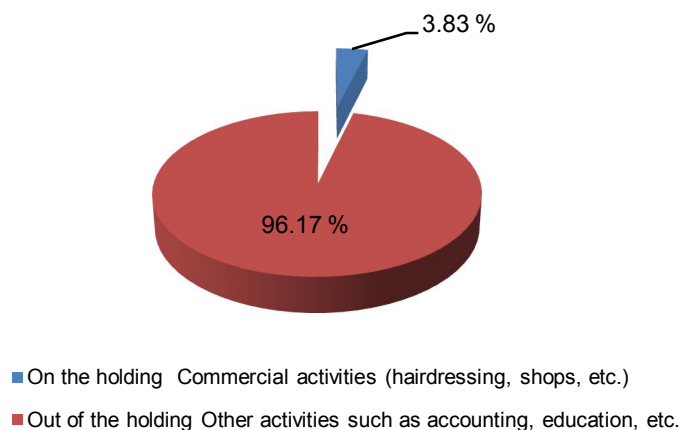


Of the total 23 885 agricultural holdings carrying out other useful activities on the holding, the highest share - 39.09% have the holdings carrying out, while small number of them carrying out tourism and accommodation (0.93%), and aquaculture (0.12%).

Chart 2.2 Activities related to the holding – out of the holding (3155 holdings)



Other related useful (gainful) activities out of the holding such as: work with own machinery for agriculture, forestry, and other services; packing of own products of vegetable origin; and packing of animal origin, are carried out by 3 155 agricultural holdings, and most of them – 1 581 or 50.11% carry out the packing of own products of animal origin.

Chart 2.3 Activities not related to holding (4 048 holdings)

According to the chart 2.3, the total 155 agricultural holdings, i.e. 3.83% holdings carry out also other useful (gainful) activities on the holding, such as commercial activities (hairdressing, insurance company, shop, etc.). Other not related useful (gainful) activities out of the holding as other activities (work in bank, accountant, teacher, etc.) are carried out by 3 893 agricultural holdings which is 96.17% of share in the total 4 048 agricultural holdings carrying out other not related useful on the holding and out of the holding.

3. SALE OF PRODUCTS PRODUCED ON THE HOLDING (1 June 2009 – 31 May 2010)

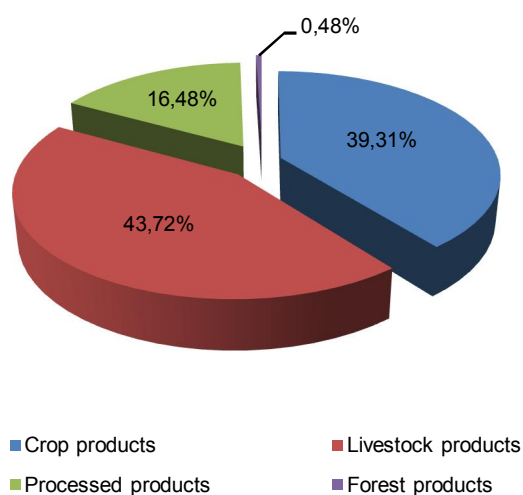
The Census of Agriculture collected the data on “Sale of products produced on the holding vu” for the following products: crop products, livestock products, processed products and forest products).

Table 3. Agricultural holdings carrying out the sale of own products

	Sale of crop products	Sale of livestock products	Sale of processed products	Sale of forest products
Montenegro	8691	9670	3644	107
Family agricultural holdings	8669	9646	3636	107
Business entities	22	24	8	-

There were enumerated 8 691 agricultural holding in Montenegro carrying out the sale of crop products produced on the holding, 9 670 agricultural holdings carrying out the sale of livestock products produced on the holding, and 107 agricultural holdings carrying out the sale of forest products produced on the holding. Certain agricultural holdings carried out in the same time the sale of one and more products (crop products, livestock products, processed products, and forest products) within reference period.

Chart 3. Agricultural holdings carrying out the sale of own products



4. KEEPING RECORDS ON INCOME AND EXPENDITURES (31 May 2010)

The records are considered keeping the records, including informal notes on all income generated and expenditures carried out related to the holding. Question on if the holding keeps the records referred to 31 May 2010.

Table 4. Records on income and expenditures

	Number of agricultural holdings keeping records on income and expenditures	Number of agricultural holdings using personal computer for the needs of the holding
Montenegro	5448	598
Family agricultural holdings	5402	569
Business entities	46	29

Of the total 48 870 agricultural holdings, 5 448 holdings keep the records on income and expenditures with the share 11.15% in the total number of agricultural holdings.

The number of agricultural holdings using personal computer for needs of holding is 598, i.e. 1.22% of the total number of agricultural holdings.

Chart 4.1 Records on income and expenditures

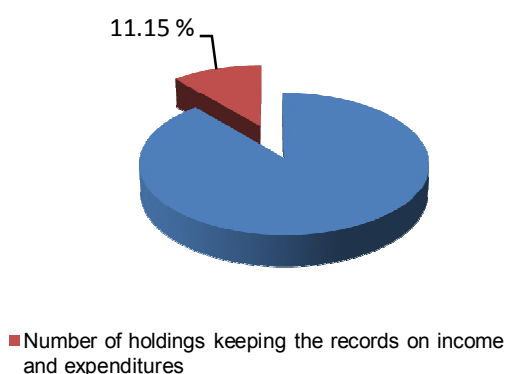
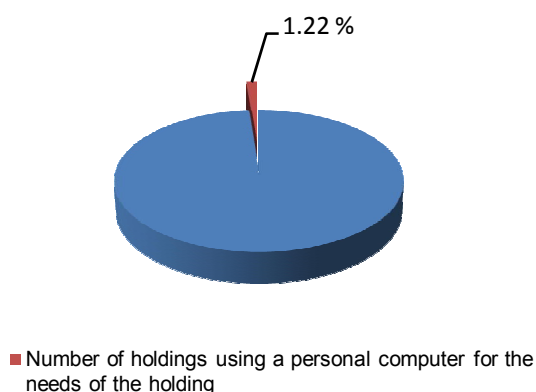


Chart 4.2 Use of personal computer



In regards with the business entities, all enumerated business entities keep the record on income and expenditures, while some over 60% enumerated business entities use a personal computer for the needs of the holding.

5. CONSUMPTION OF ENERGY SOURCES (1 June 2009 – 31 May 2010)

The data on type of energy sources for carrying out activities (ex. fuel spent in boiler rooms, for the transport, heating premises, air-conditioning devices, for working machinery, etc.) are collected.

Table 5. Consumption of energy sources

	Consumption of energy sources on the agricultural holding							
	Coal, t	Mazout, kg	Gasoline, l	Petrol, l	Light distillate oil, l	Fire wood, m3	Electricity, kwh	Other
Montenegro	210657	207289	1715250	4865519	58072	809784	136828588	580355
Family agricultural holdings	160637	5219	1686030	4479543	29775	808794	124109061	580355
Business entities	50020	202070	29220	385976	28297	990	12719527	-

The table 5 provides the data on quantities of energy sources spent on the agricultural holding. Business entities spend more energy compared with the family agricultural holdings, thus the average consumption of coal:

- Per family agricultural holding is 3.29 tonnes,
- While business entities spend approx. 1 087.39 tonnes.

Business entities spend 8 390.78 litres of petrol (oil) in average, while family agricultural holdings spend approx. 91.71 litres of petrol.

The average consumption of fire wood is 16.57 m³ per family agricultural holding.

TABELARNI PREGLED

**STRUKTURA PORODIČNIH POLJOPRIVREDNIH
GAZDINSTAVA PO OPŠTINAMA**

TABLES REVIEW

**STRUCTURE OF PRIVATE AGRICULTURAL HOLDINGS BY
MUNICIPALITIES**

Tabela 1. Nosiocu porodičnih poljoprivrednih gazdinstava prema starosnim grupama po opštinama

Table 1. Holders of family agricultural holdings by age group, and by municipalities

Dio 1

	Nosiocu porodičnog poljoprivrednog gazdinstva prema starosnim grupama (godine)							
	Holders of family agricultural holdings by age group (age)							
	ukupno Total	GJR AWU	ispod 24 godine up to 24 years		24 - 34		35 - 44	
nosiocu Holders			GJR AWU	nosiocu Holders	GJR AWU	nosiocu Holders	GJR AWU	
Crna Gora	48824	23167.17	344	135.84	2387	1037.12	5993	2870.01
Andrijevica	1417	536.63	27	9.98	114	42.53	192	83.53
Bar	1814	723.20	10	3.50	56	19.16	194	75.66
Berane	4509	2184.83	44	18.36	334	152.02	707	346.51
Bijelo Polje	6407	3454.86	29	16.88	326	165.53	939	531.09
Budva	203	71.41	1	0.56	12	3.67	15	4.19
Danilovgrad	2993	1226.33	18	5.02	124	41.56	315	127.75
Žabljak	623	284.59	2	1.06	23	15.28	63	33.22
Kolašin	1575	795.91	3	1.77	56	26.89	162	81.90
Kotor	362	147.88	1	0.25	14	4.11	40	15.24
Mojkovac	1214	714.91	2	1.38	43	24.17	152	90.77
Nikšić	6886	2657.74	62	18.58	358	118.73	840	324.64
Plav	2479	1480.06	20	14.02	129	86.69	326	211.50
Plužine	859	538.11	1	1.00	31	20.43	71	45.74
Pljevlja	4001	2677.72	8	4.62	75	52.42	249	176.47
Podgorica	7276	2782.56	82	23.03	412	137.00	869	320.76
Rožaje	2089	1011.66	17	7.97	128	62.18	405	182.27
Tivat	169	60.20	-	-	8	2.71	12	3.79
Ulcinj	1731	647.37	6	3.25	55	20.44	192	74.73
Herceg Novi	522	257.45	-	-	18	5.91	46	21.47
Cetinje	895	490.99	3	1.67	33	15.09	100	54.72
Šavnik	800	422.76	8	2.94	38	20.60	104	64.06

Tabela 1. Nosioci porodičnih poljoprivrednih gazdinstava prema starosnim grupama po opštinama

Table 1. Holders of family agricultural holdings by age group, and by municipalities

Dio 2

	Nosioci porodičnog poljoprivrednog gazdinstva prema starosnim grupama (godine) Holders of family agricultural holdings by age group (age)					
	45 - 54		55 - 64		65 godina i više 65 years and over	
	nosioci Holders	GJR AWU	nosioci Holders	GJR AWU	nosioci Holders	GJR AWU
Crna Gora	11675	5450.03	12197	5913.18	16228	7760.99
Andrijevica	338	134.21	313	118.82	433	147.56
Bar	465	193.47	496	203.02	593	228.39
Berane	1100	552.14	986	491.95	1338	623.85
Bijelo Polje	1669	888.64	1518	845.06	1926	1007.66
Budva	43	15.42	67	21.31	65	26.26
Danilovgrad	701	289.63	871	388.05	964	374.32
Žabljak	142	62.64	139	62.36	254	110.03
Kolašin	361	182.26	391	202.72	602	300.37
Kotor	87	34.80	105	45.49	115	47.99
Mojkovac	282	147.52	321	201.95	414	249.12
Nikšić	1571	612.01	1796	700.65	2259	883.13
Plav	690	412.12	573	350.11	741	405.62
Plužine	175	90.32	234	139.89	347	240.73
Pljevlja	678	422.06	950	665.54	2041	1356.61
Podgorica	1829	725.11	1979	781.14	2105	795.52
Rožaje	556	252.97	402	205.71	581	300.56
Tivat	44	15.03	49	17.15	56	21.52
Ulcinj	464	174.13	398	156.96	616	217.86
Herceg Novi	109	55.72	154	68.02	195	106.33
Cetinje	180	88.13	251	139.08	328	192.30
Šavnik	191	101.70	204	108.20	255	125.26

Tabela 2. Ostala radno angažovana lica porodičnih poljoprivrednih gazdinstava prema starosnim grupama po opštinama

Table 2. Other working persons of family agricultural holdings by age groups, and by municipalities

Dio 1

	Ostala radno angažovana lica porodičnog poljoprivrednog gazdinstva prema starosnim grupama (godine)							
	Other working persons of family agricultural holdings by age groups (age)							
	ukupno Total	GJR AWU	ispod 24 godine up to 24 years		24 - 34		35 - 44	
lica Persons			GJR AWU	lica Persons	GJR AWU	lica Persons	GJR AWU	
Crna Gora	49517	23305.86	6373	2169.01	8953	3801.46	9682	4736.75
Andrijevisa	1611	546.72	255	57.58	359	110.19	279	103.47
Bar	1600	648.36	126	37.17	214	74.58	358	153.65
Berane	5547	2441.25	897	301.58	1139	456.22	1073	526.87
Bijelo Polje	7716	4092.09	1235	472.72	1513	768.61	1591	909.55
Budva	120	44.39	7	0.87	27	5.82	18	6.50
Danilovgrad	1769	847.81	186	57.78	244	104.42	336	172.08
Žabljak	900	321.62	106	23.18	186	59.05	142	48.88
Kolašin	1166	640.37	93	41.66	175	90.23	256	127.57
Kotor	136	56.71	8	1.84	15	3.56	17	7.69
Mojkovac	1453	807.16	175	55.00	248	109.68	318	186.40
Nikšić	6827	2690.77	733	180.48	1279	415.78	1352	525.14
Plav	3154	1704.31	639	290.48	638	357.46	573	333.31
Plužine	1124	622.98	88	39.01	173	88.17	193	82.34
Pljevlja	5264	3185.05	553	236.06	831	459.66	992	580.73
Podgorica	5638	2136.58	687	173.13	966	308.10	1004	406.34
Rožaje	2056	879.73	241	79.75	416	163.58	515	235.79
Tivat	87	41.57	11	2.14	8	2.90	12	5.58
Ulcinj	1447	670.86	108	44.00	255	115.12	305	154.19
Herceg Novi	431	211.10	49	17.02	59	18.42	78	41.05
Cetinje	574	316.87	40	8.84	58	27.38	97	54.34
Šavnik	897	399.56	136	48.72	150	62.53	173	75.28

Tabela 2. Ostala radno angažovana lica porodičnih poljoprivrednih gazdinstava prema starosnim grupama po opštinama

Table 2. Other working persons of family agricultural holdings by age groups, and by municipalities

Dio 2

	Ostala radno angažovana lica porodičnog poljoprivrednog gazdinstva prema starosnim grupama (godine)					
	Other working persons of family agricultural holdings by age groups (age)					
	45 - 54		55 - 64		65 godina i više 65 years and over	
	lica Persons	GJR AWU	lica Persons	GJR AWU	lica Persons	GJR AWU
Crna Gora	9887	4997.84	7652	4088.45	6970	3512.35
Andrijevica	277	118.74	221	91.12	220	65.62
Bar	392	172.61	321	138.45	189	71.90
Berane	927	463.99	758	367.15	753	325.44
Bijelo Polje	1321	752.99	1045	636.58	1011	551.64
Budva	29	12.27	25	11.83	14	7.10
Danilovgrad	430	223.20	341	178.7	232	111.63
Žabljak	189	73.30	126	59.32	151	57.89
Kolašin	273	158.02	186	117.97	183	104.92
Kotor	41	18.87	38	16.25	17	8.50
Mojkovac	289	182.05	210	139.12	213	134.91
Nikšić	1432	627.53	1084	521.82	947	420.02
Plav	592	349.69	363	204.45	349	168.92
Plužine	237	125.45	213	135.91	220	152.10
Pijavica	1045	628.61	803	575.14	1040	704.85
Podgorica	1276	533.20	1038	452.07	667	263.74
Rožaje	428	199.97	266	121.94	190	78.70
Tivat	21	10.51	20	13.14	15	7.30
Ulcinj	346	172.11	217	104.67	216	80.77
Herceg Novi	84	43.51	88	50.20	73	40.90
Cetinje	114	60.71	139	78.94	126	86.66
Šavnik	144	70.51	150	73.68	144	68.84

Tabela 3. Porodična poljoprivredna gazdinstva prema broju radno angažovanih članova gazdinstva po opštinama

Table 3. Family agricultural holdings by number of working persons of holding by municipalities

	Porodična poljoprivredna gazdinstva				
	Family agricultural holdings				
	ukupno Total	1-2 člana 1-2 persons	3-4 člana 3-4 persons	5-6 članova 5-6 persons	više od 7 članova 7 persons and over
CRNA GORA	48824	37518	9686	1424	196
Andrijevica	1417	1040	325	46	6
Bar	1814	1494	299	20	1
Berane	4509	3227	1094	171	17
Bijelo Polje	6407	4603	1491	268	45
Budva	203	178	21	2	2
Danilovgrad	2993	2705	258	28	2
Žabljak	623	383	207	32	1
Kolašin	1575	1342	202	25	6
Kotor	362	343	18	-	1
Mojkovac	1214	862	320	29	3
Nikšić	6886	5339	1330	193	24
Plav	2479	1657	700	112	10
Plužine	859	569	262	24	4
Pljevlja	4001	2672	1108	200	21
Podgorica	7276	6029	1106	132	9
Rožaje	2089	1722	317	42	8
Tivat	169	153	15	1	-
Ulcinj	1731	1377	277	51	26
Herceg Novi	522	442	68	9	3
Cetinje	895	797	85	10	3
Šavnik	800	584	183	29	4

Tabela 4. Nosioi porodičnih poljoprivrednih gazdinstava prema školskoj spremi po opštinama

Table 4 Holders of family agricultural holdings by education attainment, and by municipalities

Dio 1

	Ukupno		bez obrazovanja		nezavršeno osnovno obrazovanje		osnovno obrazovanje		3 godine srednje poljoprivredne škole	
	Total		No education		Unfinished primary education		Primary education		3 years of secondary school for agriculture	
	nosilac Holders	GJR AWU	nosilac Holders	GJR AWU	nosilac Holders	GJR AWU	nosilac Holders	GJR AWU	nosilac Holders	GJR AWU
Crna Gora	48824	23167.17	1995	1082.13	2755	1588.18	12997	7448.43	828	426.28
Andrijevisa	1417	536.63	43	17.24	26	8.86	377	164.09	23	9.82
Bar	1814	723.20	61	26.67	133	56.54	541	249.77	52	17.57
Berane	4509	2184.83	86	40.78	204	94.99	1537	824.10	73	40.93
Bijelo Polje	6407	3454.86	280	143.98	481	289.18	2199	1398.44	69	41.56
Budva	203	71.41	1	0.62	1	0.38	26	13.23	4	2.38
Danilovgrad	2993	1226.33	57	23.32	92	43.63	512	246.03	33	15.59
Žabljak	623	284.59	10	5.46	42	19.10	205	104.11	4	2.49
Kolašin	1575	795.91	85	49.75	71	44.80	504	326.38	28	11.25
Kotor	362	147.88	14	7.73	21	9.96	56	28.24	13	8.80
Mojkovac	1214	714.91	81	58.89	38	23.84	403	284.96	38	26.87
Nikšić	6886	2657.74	129	60.95	219	94.86	1458	656.92	107	41.14
Plav	2479	1480.06	191	128.76	147	87.09	597	392.20	56	36.97
Plužine	859	538.11	41	21.98	67	52.51	292	224.61	21	13.10
Pljevlja	4001	2677.72	416	268.14	611	480.21	1241	955.27	52	33.02
Podgorica	7276	2782.56	202	76.76	188	79.71	1386	633.02	135	61.65
Rožaje	2089	1011.66	122	63.54	144	80.78	766	399.40	40	22.33
Tivat	169	60.20	2	0.33	1	0.25	22	9.82	5	1.85
Ulcinj	1731	647.37	83	24.54	168	64.05	293	139.58	22	9.07
Herceg Novi	522	257.45	29	24.15	21	12.62	96	54.98	14	7.20
Cetinje	895	490.99	30	17.74	31	16.77	282	195.87	35	20.44
Šavnik	800	422.76	32	20.80	49	28.05	204	147.41	4	2.25

Tabela 4. Nosioци porodičnih poljoprivrednih gazdinstava prema školskoj spremi po opštinama

Table 4 Holders of family agricultural holdings by education attainment, and by municipalities

Dio 2

	3 godine druge srednje škole		4 godine srednje poljoprivredne škole		4 godine druge srednje škole		više ili visoko poljoprivredno obrazovanje		druga viša ili visoka	
	3 years of other secondary school		4 years of secondary school for agriculture		4 years of other secondary school		Post-secondary or higher education in agriculture		Other post-secondary and higher school	
	nosilac Holders	GJR AWU	nosilac Holders	GJR AWU	nosilac Holders	GJR AWU	nosilac Holders	GJR AWU	nosilac Holders	GJR AWU
Crna Gora	8064	3951.42	1016	472.61	16195	6515.02	796	314.06	4178	1369.04
Andrijeviца	186	79.31	22	12.72	568	195.92	18	7.30	154	41.37
Bar	254	96.66	49	20.22	493	185.47	40	13.78	191	56.52
Berane	733	400.74	76	39.82	1336	565.75	108	54.93	356	122.79
Bijelo Polje	1196	684.43	109	61.19	1515	623.42	93	42.20	465	170.46
Budva	20	7.23	4	1.13	107	35.62	4	1.10	36	9.72
Danilovgrad	413	177.56	49	22.58	1410	556.62	67	22.00	360	119.00
Žabljak	20	10.49	4	1.32	282	126.18	14	5.32	42	10.12
Kolašin	254	126.59	38	18.65	439	163.30	15	3.82	141	51.37
Kotor	108	40.34	11	3.91	86	31.17	8	3.06	45	14.67
Mojkovac	276	155.01	23	15.97	249	105.22	11	4.51	95	39.64
Nikšić	1497	613.71	125	45.63	2704	969.75	95	31.40	552	143.38
Plav	358	216.49	66	34.01	846	476.17	40	20.61	178	87.76
Plužine	153	89.62	15	8.87	197	93.76	19	9.91	54	23.75
Pljevlja	616	388.76	57	37.61	793	420.51	43	23.60	172	70.60
Podgorica	889	343.85	265	101.71	3238	1203.40	147	42.38	826	240.08
Rožaje	407	198.75	38	20.01	435	182.76	32	11.85	105	32.24
Tivat	46	17.92	10	2.55	53	19.97	5	0.93	25	6.58
Ulcinj	221	90.97	16	7.16	789	259.09	12	6.40	127	46.51
Herceg Novi	149	76.58	1	0.25	146	61.73	1	1.00	65	18.94
Cetinje	128	62.77	28	11.94	250	122.37	17	6.37	94	36.72
Šavnik	140	73.64	10	5.36	259	116.84	7	1.59	95	26.82

Tabela 5. Ostala radno angažovana lica porodičnih poljoprivrednih gazdinstava prema školskoj spremi po opštinama

Table 5. Other working persons of family agricultural holdings by educational attainment, and by municipalities

Dio 1

	ukupno		bez obrazovanja		nezavršeno osnovno obrazovanje		osnovno obrazovanje		3 godine srednje poljoprivredne škole	
	Total		No education		Unfinished primary education		Primary education		3 years of secondary school	
	muškarci	žene	muškarci	žene	muškarci	žene	muškarci	žene	muškarci	žene
	Males	Females	Males	Females	Males	Females	Males	Females	Males	Females
CRNA GORA	16867	32650	197	1640	354	2610	3016	11457	308	431
Andrijevića	511	1100	5	36	6	30	93	317	5	11
Bar	488	1112	6	39	13	131	84	453	11	18
Berane	1818	3729	15	99	38	198	375	1510	40	43
Bijelo Polje	2633	5083	30	221	66	462	647	2071	39	55
Budva	50	70	-	1	-	2	3	18	1	-
Danilovgrad	554	1215	6	30	7	54	72	299	10	5
Žabljak	385	515	2	13	7	32	33	170	5	4
Kolašin	401	765	4	40	2	41	78	322	7	8
Kotor	37	99	-	10	-	6	3	29	1	1
Mojkovac	502	951	2	73	6	23	90	401	14	25
Nikšić	2359	4468	16	130	29	171	267	1104	30	48
Plav	1054	2100	20	185	42	201	169	685	33	57
Plužine	434	690	6	44	4	63	63	282	7	7
Pljevlja	1935	3329	33	325	52	592	375	1108	50	41
Podgorica	2031	3607	24	114	38	188	307	1060	36	51
Rožaje	584	1472	5	127	21	178	200	878	6	14
Tivat	29	58	-	2	1	2	1	18	2	2
Ulcinj	465	982	6	74	8	160	60	265	2	6
Herceg Novi	136	295	10	30	6	21	9	75	3	8
Cetinje	160	414	2	19	1	21	37	167	2	19
Šavnik	301	596	5	28	7	34	50	225	4	8

Tabela 5. Ostala radno angažovana lica porodičnih poljoprivrednih gazdinstava prema školskoj spremi po opštinama

Table 5. Other working persons of family agricultural holdings by educational attainment, and by municipalities

Dio 2

	3 godine druge srednje škole		4 godine srednje poljoprivredne škole		4 godine druge srednje škole		više ili visoko poljoprivredno obrazovanje		druga viša ili visoka škola	
	3 years of other secondary school		4 years of secondary school for agriculture		4 years of other secondary school		Post-secondary or higher education in agriculture		Other post-secondary or higher education	
	muškarci	žene	muškarci	žene	muškarci	žene	muškarci	žene	muškarci	žene
	Males	Females	Males	Females	Males	Females	Males	Females	Males	Females
CRNA GORA	3303	4151	522	573	7198	9787	309	341	1660	1660
Andrijevica	71	152	18	17	257	443	12	11	44	83
Bar	61	104	19	38	210	258	6	10	78	61
Berane	291	429	57	55	781	1107	63	77	158	211
Bijelo Polje	686	803	57	89	850	1142	33	32	225	208
Budva	2	4	3	1	26	36	3	1	12	7
Danilovgrad	52	128	8	5	312	594	18	20	69	80
Žabljak	9	14	11	6	253	241	16	8	49	27
Kolašin	101	109	10	12	145	200	5	-	49	33
Kotor	10	25	2	2	9	19	1	-	11	7
Mojkovac	200	199	10	9	128	178	6	4	46	39
Nikšić	475	793	41	56	1205	1767	26	55	270	344
Plav	197	247	68	55	432	570	17	23	76	77
Plužine	111	92	10	12	182	148	19	13	32	29
Pljevlja	463	363	69	44	726	721	32	29	135	106
Podgorica	189	291	88	121	1067	1523	32	33	250	226
Rožaje	165	123	11	17	127	114	7	6	42	15
Tivat	11	10	2	2	12	16	-	-	-	6
Ulcinj	98	87	3	3	236	361	5	6	47	20
Herceg Novi	42	73	3	3	43	63	3	3	17	19
Cetinje	23	46	5	13	68	113	5	7	17	9
Šavnik	46	59	27	13	129	173	-	3	33	53

Tabela 6. Nosioci porodičnih poljoprivrednih gazdinstava prema stečenom poljoprivrednom obrazovanju po opštinama

Table 6. Holders of family agricultural holdings by education attained in agriculture, and by municipalities

	ukupno Total		praktično iskustvo Practical experience	kursevi, seminari, obuke Courses, seminars, and trainings	ima poljop. obrazovanje (najmanje 3 god) Possessing education in agriculture (at least 3 years)	kursevi o poljopriv. u toku preth.12 mjeseci Courses on agriculture during the previous 12 months
	nosioci Holders	GJR AWU	nosioci Holders	nosioci Holders	nosioci Holders	nosioci Holders
Crna Gora	48824	23167.17	48495	514	445	105
Andrijevica	1417	536.63	1415	1	3	-
Bar	1814	723.20	1793	32	56	9
Berane	4509	2184.83	4484	29	46	4
Bijelo Polje	6407	3454.86	6372	49	47	9
Budva	203	71.41	203	1	2	-
Danilovgrad	2993	1226.33	2965	42	29	14
Žabljak	623	284.59	618	-	5	-
Kolašin	1575	795.91	1568	5	12	1
Kotor	362	147.88	362	6	4	1
Mojkovac	1214	714.91	1211	9	2	1
Nikšić	6886	2657.74	6850	71	29	12
Plav	2479	1480.06	2472	4	9	3
Plužine	859	538.11	846	15	3	-
Pljevlja	4001	2677.72	3984	39	15	8
Podgorica	7276	2782.56	7183	103	147	26
Rožaje	2089	1011.66	2081	15	6	4
Tivat	169	60.20	167	7	1	-
Ulcinj	1731	647.37	1712	54	12	6
Herceg Novi	522	257.45	521	10	5	4
Cetinje	895	490.99	891	17	4	2
Šavnik	800	422.76	797	5	8	1

Tabela 7. Nosioći porodičnih poljoprivrednih gazdinstava prema statusu lica po opštinama

Dio 1

Table 7. Holders of family agricultural holdings by status of persons, and by municipalities

	Ukupno		poljoprivrednik		poljoprivredni osiguranik		zaposlen van gazdinstva		nezaposlen	
	Total		Farmer		Agricultural		Employed out of holding		Unemployed	
	nosilac Holders	GJR AWU	nosilac Holders	GJR AWU	nosilac Holders	GJR AWU	nosilac Holders	GJR AWU	nosilac Holders	GJR AWU
Crna Gora	48824	23167.17	11645	7060.53	1781	1190.84	12795	4118.29	7689	3919.39
Andrijevica	1417	536.63	197	97.55	41	18.43	327	90.76	465	195.8
Bar	1814	723.20	99	55.55	23	17.37	660	220.52	294	142.32
Berane	4509	2184.83	750	400.09	96	71.69	1034	372.45	1105	639.07
Bijelo Polje	6407	3454.86	1544	1085.71	83	56.83	1325	424.40	1242	755.55
Budva	203	71.41	51	20.63	1	0.25	75	21.22	17	5.00
Danilovgrad	2993	1226.33	299	188.98	38	24.44	991	296.46	397	205.37
Žabljak	623	284.59	332	169.64	95	57.20	110	36.02	68	10.41
Kolašin	1575	795.91	628	398.91	76	53.71	338	118.52	179	66.28
Kotor	362	147.88	74	41.74	2	1.00	132	42.79	14	5.54
Mojkovac	1214	714.91	532	389.71	134	93.48	369	174.37	173	52.63
Nikšić	6886	2657.74	1366	733.48	359	241.28	2158	581.42	817	317.56
Plav	2479	1480.06	1033	688.86	162	124.77	464	206.90	511	301.19
Plužine	859	538.11	365	286.77	112	98.87	246	85.64	64	21.49
Pljevlja	4001	2677.72	890	673.67	36	30.11	693	295.56	390	307.29
Podgorica	7276	2782.56	1055	517.07	83	43.91	2312	666.08	1352	623.00
Rožaje	2089	1011.66	1101	623.86	339	191.39	467	133.83	149	45.69
Tivat	169	60.20	1	0.75	2	0.74	63	14.26	31	16.57
Ulcinj	1731	647.37	833	306.54	61	37.13	472	163.73	132	49.53
Herceg Novi	522	257.45	138	90.65	18	12.62	143	51.35	79	31.78
Cetinje	895	490.99	117	90.23	13	10.12	195	63.55	160	94.52
Šavnik	800	422.76	240	200.14	7	5.50	221	58.46	50	32.80

Tabela 7. Nosioi porodičnih poljoprivrednih gazdinstava prema statusu lica po opštinama

Table 7. Holders of family agricultural holdings by status of persons, and by municipalities

Dio 2

	domaćice		dijete, učenik, student		penzioner		poljoprivredni penzioner		korisnik staračke naknade	
	Housewife		Child, pupil, student		Retired person		Farmer retired person		User of old age retirement benefit	
	nosilac Holders	GJR AWU	nosilac Holders	GJR AWU	nosilac Holders	GJR AWU	nosilac Holders	GJR AWU	nosilac Holders	GJR AWU
Crna Gora	1050	524.41	107	30.15	12782	5758.22	194	106.18	781	459.16
Andrijevica	31	14.12	3	0.55	327	109.23	10	4.05	16	6.14
Bar	59	21.46	1	0.13	622	236.77	4	2.56	52	26.52
Berane	139	60.85	12	4.44	1281	584.43	18	11.12	74	40.69
Bijelo Polje	177	89.38	6	2.74	1821	925.35	42	19.28	167	95.62
Budva	9	2.92	-	-	49	20.39	1	1.00	-	-
Danilovgrad	66	35.25	6	1.31	1174	464.06	6	3.69	16	6.77
Žabljak	-	-	-	-	16	9.44	-	-	2	1.88
Kolašin	22	12.10	-	-	297	126.78	9	5.62	26	13.99
Kotor	3	2.00	-	-	136	54.74	-	-	1	0.07
Mojkovac	-	-	-	-	6	4.72	-	-	-	-
Nikšić	133	59.24	21	3.63	1991	701.17	19	10.20	22	9.76
Plav	50	28.23	4	1.75	227	114.46	15	6.73	13	7.17
Plužine	6	4.25	-	-	63	38.71	1	1.00	2	1.38
Pljevlja	140	96.23	2	0.38	1557	1066.07	43	24.75	250	183.66
Podgorica	150	61.26	43	11.15	2194	826.34	15	8.24	72	25.51
Rožaje	3	2.24	-	-	29	14.15	-	-	1	0.50
Tivat	4	2.19	1	1.00	66	24.58	1	0.11	-	-
Ulcinj	11	3.97	1	0.67	213	82.70	-	-	8	3.10
Herceg Novi	8	4.97	-	-	132	64.82	-	-	4	1.26
Cetinje	11	7.08	3	1.53	372	205.72	8	6.08	16	12.16
Šavnik	28	16.67	4	0.87	209	83.59	2	1.75	39	22.98

Tabela 8. Nosioci porodičnih poljoprivrednih gazdinstava prema opisnom vrednovanju rada i vrsti aktivnosti po opštinama

Table 8. Holders of family agricultural holdings by descriptive estimation of work, type of activity, and by municipality

	Broj lica koji rade na drugim korisnim aktivnostima			Broj lica čiji je rad na poljoprivredi			
	Number of holders working on other useful activities			Number of holders whose work is in agriculture			
	više nego na gazdinstvu	manje nego na gazdinstvu	ne rade druge djelatnosti	jedina aktivnost	glavna aktivnost	dopunska aktivnost	povremena aktivnost
More than on holding	Less than on holding	Do not perform other activities	Only activity	Main activity	Additional activity	Occasional activity	
Crna Gora	13238	3412	32174	22841	6737	12505	6741
Andrijevica	439	103	875	529	235	267	386
Bar	672	197	945	588	218	744	264
Berane	1051	321	3137	2401	577	1058	473
Bijelo Polje	1345	397	4665	3448	1000	1141	818
Budva	87	7	109	79	8	75	41
Danilovgrad	1012	173	1808	1230	386	956	421
Žabljak	163	63	397	336	110	108	69
Kolašin	394	79	1102	803	132	355	285
Kotor	124	32	206	183	36	117	26
Mojkovac	296	83	835	531	145	369	169
Nikšić	2134	383	4369	2860	1013	1968	1045
Plav	500	235	1744	1451	250	395	383
Plužine	229	60	570	414	128	245	72
Pljevlja	822	213	2966	2240	574	787	400
Podgorica	2354	611	4311	2649	1054	2243	1330
Rožaje	484	168	1437	1118	372	475	124
Tivat	80	13	76	24	26	73	46
Ulcinj	439	154	1138	959	131	508	133
Herceg Novi	146	33	343	209	69	153	91
Cetinje	232	58	605	381	202	215	97
Šavnik	235	29	536	408	71	253	68

Tabela 9. Ostala radno angažovana lica porodičnih poljoprivrednih gazdinstava prema opisnom vrednovanju rada i vrsti aktivnosti po opštinama

Table 9. Other working persons of family agricultural holdings by descriptive estimation of work, by activity, and by municipalities

	Broj lica koji rade na drugim korisnim aktivnostima Number of holders carrying out other gainful activities			Broj lica čiji je rad na poljoprivredi Number of holders whose work is in agriculture			
	više nego na gazdinstvu More than on holding	manje nego na gazdinstvu Less than on holding	ne radi druge djelatnosti Do not carry out other activities	jedina aktivnost Only activity	glavna aktivnost Main activity	dopunska aktivnost Additional activity	povremena aktivnost Occasional activity
Crna Gora	13603	3469	32445	21547	6928	10489	10553
Andrijevića	422	125	1064	625	280	253	453
Bar	552	130	918	545	269	450	336
Berane	1333	385	3829	2773	597	1184	993
Bijelo Polje	1477	469	5770	3924	1191	1070	1531
Budva	54	4	62	39	9	44	28
Danilovgrad	591	153	1025	715	246	550	258
Žabljak	320	54	526	396	67	166	271
Kolašin	342	62	762	571	80	295	220
Kotor	37	23	76	51	27	42	16
Mojkovac	396	90	967	670	206	259	318
Nikšić	2243	490	4094	2430	1081	1672	1644
Plav	564	274	2316	1428	380	409	937
Plužine	345	98	681	439	184	280	221
Pljevlja	1558	341	3365	2498	720	905	1141
Podgorica	1826	476	3336	2002	809	1446	1381
Rožaje	640	119	1297	793	400	697	166
Tivat	27	9	51	21	19	36	11
Ulcinj	274	87	1086	802	125	301	219
Herceg Novi	136	22	273	162	63	108	98
Cetinje	176	37	361	241	115	125	93
Šavnik	290	21	586	422	60	197	218

**PRILOG
POPISNI OBRASCI**

**ANNEX
CENSUS FORMS**



81000 Podgorica, IV Proleterske 2
www.monstat.org



AGRICULTURAL CENSUS 2010

CHECK LIST

MUNICIPALITY

_____ name

--	--	--	--	--

SETTLEMENT

_____ name

ORDINAL NUMBER OF ENUMERATION AREA IN
MUNICIPALITY

--	--	--

Data on the enumerator

Name _____

Surname _____

Address _____

Data on the municipality instructor

Name _____

Surname _____

Address _____

As enumerator I confirm accuracy of census
material

date

signature

As municipality enumerator I confirm accuracy
of census material

date

signature

DONJA GRANICA ZA OBUHVAT PORODIČNOG POLJOPRIVREDNOG GAZDINSTVA

Porodično poljoprivredno gazdinstvo je gazdinstvo koje koristi najmanje 1000 m² poljoprivrednog zemljišta ili manje od 1000 m² poljoprivrednog zemljišta, a posjeduje: 1 kravu i 1 tele, ili 1 kravu i 1 june, ili 1 kravu i 2 odrasla grla sitne stoke, ili 5 odraslih ovaca ili koza, ili 3 odrasle svinje, ili 4 odrasla grla ovaca, koza ili svinja zajedno, ili 50 komada odrasle živine, ili 20 košnica pčela).

Obuhvatiće se i ona domaćinstva koja imaju poljoprivrednu proizvodnju, a ne ispunjavaju gore navedene uslove za poljoprivredno gazdinstvo, ukoliko je poljoprivredna proizvodnja jedini izvor prihoda za to domaćinstvo. Popisom će se obuhvatiti i domaćinstva koja ne zadovoljavaju navedene uslove, ali se bave uzgojem pečurki u specijalizovanim objektima.

REZULTATI ZA POPISNI KRUG

Tabela 1 – Broj domaćinstava i gazdinstava

Broj domaćinstava (kolona 4)	Broj porodičnih poljoprivrednih gazdinstava (kol. 25)	Od toga domaćinstva ispod granice za poljoprivredno gazdinstvo čiji je jedini izvor prihoda poljoprivrede (kol. 24)
1	2	3

Tabela 2 – Zemljište i stoka

Zemljište						Stoka, živina i košnice pčela					
ukupno raspoloživo zemljište (kol.5)		ukupno korišćeno poljoprivredno zemljište (kol.6)		ukupno poljoprivredno nekorišćeno zemljište (kol.7)		goveda (kol. 12)	ovce (kol. 16)	koze (kol. 18)	svinje (kol. 20)	živina (kol. 22)	košnice pčela (kol. 23)
ha	m ²	ha	m ²	ha	m ²						
1		2		3		4	5	6	7	8	9

Podaci o državnom instrukturu

Ime _____

Prezime _____

Adresa _____

U svojstvu državnog instruktora potvrđujem
ispravnost popisnog materijala

datum

potpis



POPIS POLJOPRIVREDE 2010. GODINE

Zakon o sprovođenju popisa poljoprivrede
2010. godine („Sl.list CG“, br.54/09, 14/10)

UPITNIK ZA PORODIČNO POLJOPRIVREDNO GAZDINSTVO

Datum popisivanja

dan
mjesec

2010.

Početak popisivanja

čas
min

1. IDENTIFIKACIONI PODACI

(opština)
(popisni krug)
(redni broj gazdinstva u popisnom
krugu – kolona 25 u Kontrolniku)

2. IDENTIFIKACIONI PODACI NOSIOCA GAZDINSTVA

a) _____
(prezime, ime jednog roditelja i ime nosioca gazdinstva)

JMBG

b) ADRESA:

Opština _____

Naselje (mjesto) _____

Ulica i broj _____

Telefon _____

3. PODACI O SJEDIŠTU GAZDINSTVA

Opština _____

Naselje (mjesto) _____

PODACI KOJI SE PRIKUPLJAJU POPISOM POLJOPRIVREDE SLUŽIĆE ISKLJUČIVO ZA POTREBE STATISTIKE U CILJU UPOZNAVANJA MOGUĆNOSTI ZA UNAPREĐENJE POLJOPRIVREDNE PROIZVODNJE I ZA POBOLJŠANJE USLOVA ŽIVOTA POLJOPRIVREDNOG STANOVNIŠTVA U CRNOJ GORI. MOLIMO VAS DA PAŽLJIVO SASLUŠATE PITANJA, JER STE OBAVEZNI DA DATE TAČNE ODGOVORE.

4. UKUPNO RASPOLOŽIVO ZEMLJIŠTE (31.05.2010.)

1. VLASTITO ZEMLJIŠTE (vlastito poljoprivredno, šumsko i neplodno zemljište)
2. ZEMLJIŠTE UZETO U ZAKUP (uzeto u zakup poljoprivredno, šumsko i neplodno zemljište)
3. ZEMLJIŠTE DATO U ZAKUP (dato u zakup poljoprivredno, šumsko i neplodno zemljište)
 - a) od toga dato u zakup samo poljoprivredno
4. UKUPNO RASPOLOŽIVO ZEMLJIŠTE (4.1 + 4.2 - 4.3)

ha	m ²
<input type="text"/>	<input type="text"/>
<input type="text"/>	<input type="text"/>
<input type="text"/>	<input type="text"/>
<input type="text"/>	<input type="text"/>
<input type="text"/>	<input type="text"/>

5. KORIŠĆENE POLJOPRIVREDNE POVRŠINE NA KOJIMA SE UZGAJAJU PROIZVODI ZA ISHRANU ČLANOVA GAZDINSTVA (OKUĆNICA I/ILI BAŠTA) (01.06.2009. – 31.05.2010.)

1. Povrće
2. Krompir
3. Voće
4. Vinova loza
5. UKUPNO (1+2+3+4).....

m ²
<input type="text"/>
<input type="text"/>
<input type="text"/>
<input type="text"/>
<input type="text"/>

6. POVRŠINE KORIŠĆENIH ORANICA (01.06.2009. – 31.05.2010.)

	ha	m ²		ha	m ²
1. Pšenica (za zrno)	<input type="text"/>	<input type="text"/>	20. Ostalo krmno bilje za zelenu masu (stočni grašak, sirak)	<input type="text"/>	<input type="text"/>
2. Kukuruz (za zrno)	<input type="text"/>	<input type="text"/>	21. Povrće gajeno na otvorenom za preradu-obuhvata tople leje i niske tunele	<input type="text"/>	<input type="text"/>
3. Ječam (za zrno)	<input type="text"/>	<input type="text"/>	22. Povrće gajeno na otvorenom za svježiu upotrebu-obuhvata tople leje i niske tunele	<input type="text"/>	<input type="text"/>
4. Raž (za zrno)	<input type="text"/>	<input type="text"/>	23. Povrće gajeno u zaštićenom prostoru	<input type="text"/>	<input type="text"/>
5. Ovas (za zrno)	<input type="text"/>	<input type="text"/>	24. Cvijeće i ukrasno bilje na otvorenom (isključujući rasadnike)	<input type="text"/>	<input type="text"/>
6. Heljda	<input type="text"/>	<input type="text"/>	25. Cvijeće i ukrasno bilje gajeno u zaštićenom prostoru (isključujući rasadnike)	<input type="text"/>	<input type="text"/>
7. Ostale žitarice za zrno (proso, triticale i dr.)	<input type="text"/>	<input type="text"/>	26. Proizvodnja sjemena i rasada (izuzimajući žita, krompir, leguminoze i dr. za tržište)	<input type="text"/>	<input type="text"/>
8. Duvan	<input type="text"/>	<input type="text"/>	27. Ostalo bilje na oranicama	<input type="text"/>	<input type="text"/>
9. Aromatično i ljekovito bilje (lavanda, kamilica i dr)	<input type="text"/>	<input type="text"/>	28. Ugari i ostale nezasijsane oranice	<input type="text"/>	<input type="text"/>
10. Ostali industrijski usjevi (uljana repica, suncokret, soja i dr.)	<input type="text"/>	<input type="text"/>	29. Ukupna površina korišćenih oranica (1-28)	<input type="text"/>	<input type="text"/>
11. Krompir rani	<input type="text"/>	<input type="text"/>	30. Upisati udio obradivog zemljišta na kojem se ne primjenjuje plodored	<input type="text"/>	<input type="text"/>
12. Krompir kasni	<input type="text"/>	<input type="text"/>			
13. Krompir sjemenski	<input type="text"/>	<input type="text"/>			
14. Stočna repa	<input type="text"/>	<input type="text"/>			
15. Ostalo korijenasto bilje i kupusnjače za stočnu ishranu	<input type="text"/>	<input type="text"/>			
16. Lucerka	<input type="text"/>	<input type="text"/>			
17. Djetelina	<input type="text"/>	<input type="text"/>			
18. Travne smješe	<input type="text"/>	<input type="text"/>			
19. Kukuruz za zelenu masu	<input type="text"/>	<input type="text"/>			

7. VINOGRADI (31.05.2010.)

	Broj čokota na okućnici		Površina na okućnici	Broj čokota na plantaži		Ukupna površina plantaža	
	ukupno	rodni	m ²	ukupno	rodni	ha	m ²
	1	2	3	4	5	6	
1. Sorte za proizvodnju vina kontrolisanog geografskog porijekla (kvalitetno, vrhunsko i predikatno)	<input type="text"/>	<input type="text"/>	<input type="text"/>	<input type="text"/>	<input type="text"/>	<input type="text"/>	<input type="text"/>
2. Druge vinske sorte (stona vina)	<input type="text"/>	<input type="text"/>	<input type="text"/>	<input type="text"/>	<input type="text"/>	<input type="text"/>	<input type="text"/>
3. Loza stonih sorti	<input type="text"/>	<input type="text"/>	<input type="text"/>	<input type="text"/>	<input type="text"/>	<input type="text"/>	<input type="text"/>
4. Ukupno pod lozom (1+2+3)			<input type="text"/>	(jednako pitanju 5.4)		<input type="text"/>	<input type="text"/>

8. VOĆNJACI (31.05.2010.)

	Broj stabala na okućnici/bašti		Broj ekstenzivnih stabala		Broj plantažnih stabala		Ukupna površina plantaža	
	ukupno	rodni	ukupno	rodni	ukupno	rodni	ha	m ²
	1	2	3	4	5	6	7	
1. Jabuka	<input type="text"/>	<input type="text"/>	<input type="text"/>	<input type="text"/>	<input type="text"/>	<input type="text"/>	<input type="text"/>	<input type="text"/>
2. Kruška	<input type="text"/>	<input type="text"/>	<input type="text"/>	<input type="text"/>	<input type="text"/>	<input type="text"/>	<input type="text"/>	<input type="text"/>
3. Dunja	<input type="text"/>	<input type="text"/>	<input type="text"/>	<input type="text"/>	<input type="text"/>	<input type="text"/>	<input type="text"/>	<input type="text"/>
4. Šljiva	<input type="text"/>	<input type="text"/>	<input type="text"/>	<input type="text"/>	<input type="text"/>	<input type="text"/>	<input type="text"/>	<input type="text"/>
5. Višnja	<input type="text"/>	<input type="text"/>	<input type="text"/>	<input type="text"/>	<input type="text"/>	<input type="text"/>	<input type="text"/>	<input type="text"/>
6. Trešnja	<input type="text"/>	<input type="text"/>	<input type="text"/>	<input type="text"/>	<input type="text"/>	<input type="text"/>	<input type="text"/>	<input type="text"/>
7. Breskva	<input type="text"/>	<input type="text"/>	<input type="text"/>	<input type="text"/>	<input type="text"/>	<input type="text"/>	<input type="text"/>	<input type="text"/>
8. Kajsija	<input type="text"/>	<input type="text"/>	<input type="text"/>	<input type="text"/>	<input type="text"/>	<input type="text"/>	<input type="text"/>	<input type="text"/>
9. Orah	<input type="text"/>	<input type="text"/>	<input type="text"/>	<input type="text"/>	<input type="text"/>	<input type="text"/>	<input type="text"/>	<input type="text"/>
10. Badem	<input type="text"/>	<input type="text"/>	<input type="text"/>	<input type="text"/>	<input type="text"/>	<input type="text"/>	<input type="text"/>	<input type="text"/>
11. Smokva	<input type="text"/>	<input type="text"/>	<input type="text"/>	<input type="text"/>	<input type="text"/>	<input type="text"/>	<input type="text"/>	<input type="text"/>
12. Nar	<input type="text"/>	<input type="text"/>	<input type="text"/>	<input type="text"/>	<input type="text"/>	<input type="text"/>	<input type="text"/>	<input type="text"/>
13. Kivi/Aktinidija	<input type="text"/>	<input type="text"/>	<input type="text"/>	<input type="text"/>	<input type="text"/>	<input type="text"/>	<input type="text"/>	<input type="text"/>
14. Malina	<input type="text"/>	<input type="text"/>	<input type="text"/>	<input type="text"/>	<input type="text"/>	<input type="text"/>	<input type="text"/>	<input type="text"/>
15. Kupina	<input type="text"/>	<input type="text"/>	<input type="text"/>	<input type="text"/>	<input type="text"/>	<input type="text"/>	<input type="text"/>	<input type="text"/>
16. Ribizla, borovnica	<input type="text"/>	<input type="text"/>	<input type="text"/>	<input type="text"/>	<input type="text"/>	<input type="text"/>	<input type="text"/>	<input type="text"/>
17. Drugo voće (japanska jabuka, iglica i dr.)	<input type="text"/>	<input type="text"/>	<input type="text"/>	<input type="text"/>	<input type="text"/>	<input type="text"/>	<input type="text"/>	<input type="text"/>
18. Ukupno pod voćem (1-17)	<input type="text"/>	<input type="text"/>	<input type="text"/>	<input type="text"/>	<input type="text"/>	<input type="text"/>	<input type="text"/>	<input type="text"/>
19. Ukupna površina ekstenzivnih voćnjaka (upisati samo ako nije površina upisana kao livada)							<input type="text"/>	<input type="text"/>
20. Masline za ulje	<input type="text"/>	<input type="text"/>	<input type="text"/>	<input type="text"/>	<input type="text"/>	<input type="text"/>	<input type="text"/>	<input type="text"/>
21. Masline za konzum	<input type="text"/>	<input type="text"/>	<input type="text"/>	<input type="text"/>	<input type="text"/>	<input type="text"/>	<input type="text"/>	<input type="text"/>
22. Ukupno pod maslinama (20-21)	<input type="text"/>	<input type="text"/>	<input type="text"/>	<input type="text"/>	<input type="text"/>	<input type="text"/>	<input type="text"/>	<input type="text"/>
23. Ukupna površina ekstenzivnih maslinjaka (upisati samo ako nije površina upisana kao livada ili dr.)							<input type="text"/>	<input type="text"/>
24. Pomorandža	<input type="text"/>	<input type="text"/>	<input type="text"/>	<input type="text"/>	<input type="text"/>	<input type="text"/>	<input type="text"/>	<input type="text"/>
25. Mandarina	<input type="text"/>	<input type="text"/>	<input type="text"/>	<input type="text"/>	<input type="text"/>	<input type="text"/>	<input type="text"/>	<input type="text"/>
26. Limun	<input type="text"/>	<input type="text"/>	<input type="text"/>	<input type="text"/>	<input type="text"/>	<input type="text"/>	<input type="text"/>	<input type="text"/>
27. Ostali citrusi	<input type="text"/>	<input type="text"/>	<input type="text"/>	<input type="text"/>	<input type="text"/>	<input type="text"/>	<input type="text"/>	<input type="text"/>
28. Ukupno pod citrusima (24-27)	<input type="text"/>	<input type="text"/>	<input type="text"/>	<input type="text"/>	<input type="text"/>	<input type="text"/>	<input type="text"/>	<input type="text"/>
29. Ukupna površina ekstenzivnih citrusa (upisati samo ako nije površina upisana kao livada ili dr.)							<input type="text"/>	<input type="text"/>

9. RASADNICI (voćnih sadnica, loznih kalemova, ukrasnog bilja i šumskog drveća) 31.05.2010.

1. Voćne sadnice	<input type="text"/>	<input type="text"/>	<input type="text"/>	<input type="text"/>	<input type="text"/>	<input type="text"/>	<input type="text"/>
2. Lozni kalemovi	<input type="text"/>	<input type="text"/>	<input type="text"/>	<input type="text"/>	<input type="text"/>	<input type="text"/>	<input type="text"/>
3. Ukrasno bilje	<input type="text"/>	<input type="text"/>	<input type="text"/>	<input type="text"/>	<input type="text"/>	<input type="text"/>	<input type="text"/>
4. Šumsko drveće	<input type="text"/>	<input type="text"/>	<input type="text"/>	<input type="text"/>	<input type="text"/>	<input type="text"/>	<input type="text"/>
5. UKUPNA POVRŠINA (1+2+3+4)	<input type="text"/>	<input type="text"/>	<input type="text"/>	<input type="text"/>	<input type="text"/>	<input type="text"/>	<input type="text"/>

10. VIŠEGODIŠNJE LIVADE I PAŠNJACI (31.05.2010.)

	Samo pašene		Samo košene		Pašene i košene	
	1	2	1	2	3	4
	ha	m ²	ha	m ²	ha	m ²
1. Jednom korišćene	<input type="text"/>	<input type="text"/>	<input type="text"/>	<input type="text"/>	<input type="text"/>	<input type="text"/>
2. Više puta korišćene	<input type="text"/>	<input type="text"/>	<input type="text"/>	<input type="text"/>	<input type="text"/>	<input type="text"/>
3. UKUPNO	<input type="text"/>	<input type="text"/>	<input type="text"/>	<input type="text"/>	<input type="text"/>	<input type="text"/>

11. UKUPNO KORIŠĆENO POLJOPRIVREDNO ZEMLJIŠTE

(5.5.+6.29.+7.4.kol.6 +8.18.kol.7+8.19 +8.22kol.7 +8.23+8.28kol.7 +8.29+9.5+ 10.3. kol.1+10.3.kol. 2+10.3kol.3)

11. a) Od toga uzeto u zakup **poljoprivredno zemljište**

12. DRUGO NEOBRAĐENO POLJOPRIVREDNO ZEMLJIŠTE (31.05.2010.)

(zemljište koje se ne obrađuje iz socijalno-ekonomskog razloga, ne uključujući ugar)

12. a) Od toga nekorišćeni pašnjaci i livade

13. POLJOPRIVREDNO NEOBRAĐENO U ZARASTANJU (31.05.2010.)

(zemljište koje se više ne obrađuje, djelimično obraslo drvećem i šibljem, ali nije prešlo u kategoriju šuma)

14. ŠUMSKO ZEMLJIŠTE (31.05.2010.)

15. NEPLODNO ZEMLJIŠTE (31.05.2010.)

(zemljište pod građevinskim objektima, polj.objek., putevima, barama, ribnjacima i trsticima i dr.)

16. UKUPNO RASPOLOŽIVO ZEMLJIŠTE 31.05.2010. (11+12+13+14+15)= pitanju 4.4.

17. LOKACIJA ZEMLJIŠTA NA GAZDINSTVU

	Opština		Opština		Opština		Opština		Ukupna površina (zbir svih opština) 1+2+3+4	
	Naselje		Naselje		Naselje		Naselje		ha	m ²
	1	2	1	2	1	2	1	2	ha	m ²
1. Korišć. poljop.zem	<input type="text"/>	<input type="text"/>	<input type="text"/>	<input type="text"/>	<input type="text"/>	<input type="text"/>	<input type="text"/>	<input type="text"/>	<input type="text"/>	<input type="text"/>
a) okućnice	<input type="text"/>	<input type="text"/>	<input type="text"/>	<input type="text"/>	<input type="text"/>	<input type="text"/>	<input type="text"/>	<input type="text"/>	<input type="text"/>	<input type="text"/>
b) oranice	<input type="text"/>	<input type="text"/>	<input type="text"/>	<input type="text"/>	<input type="text"/>	<input type="text"/>	<input type="text"/>	<input type="text"/>	<input type="text"/>	<input type="text"/>
c) vinogradi	<input type="text"/>	<input type="text"/>	<input type="text"/>	<input type="text"/>	<input type="text"/>	<input type="text"/>	<input type="text"/>	<input type="text"/>	<input type="text"/>	<input type="text"/>
d) voćnjaci	<input type="text"/>	<input type="text"/>	<input type="text"/>	<input type="text"/>	<input type="text"/>	<input type="text"/>	<input type="text"/>	<input type="text"/>	<input type="text"/>	<input type="text"/>
e) rasadnici	<input type="text"/>	<input type="text"/>	<input type="text"/>	<input type="text"/>	<input type="text"/>	<input type="text"/>	<input type="text"/>	<input type="text"/>	<input type="text"/>	<input type="text"/>
f) livade i pašnjaci	<input type="text"/>	<input type="text"/>	<input type="text"/>	<input type="text"/>	<input type="text"/>	<input type="text"/>	<input type="text"/>	<input type="text"/>	<input type="text"/>	<input type="text"/>
2. Polj. neobrađeno	<input type="text"/>	<input type="text"/>	<input type="text"/>	<input type="text"/>	<input type="text"/>	<input type="text"/>	<input type="text"/>	<input type="text"/>	<input type="text"/>	<input type="text"/>
3. Šumsko zemljište	<input type="text"/>	<input type="text"/>	<input type="text"/>	<input type="text"/>	<input type="text"/>	<input type="text"/>	<input type="text"/>	<input type="text"/>	<input type="text"/>	<input type="text"/>
4. Neplodno	<input type="text"/>	<input type="text"/>	<input type="text"/>	<input type="text"/>	<input type="text"/>	<input type="text"/>	<input type="text"/>	<input type="text"/>	<input type="text"/>	<input type="text"/>
5. Ukupno	<input type="text"/>	<input type="text"/>	<input type="text"/>	<input type="text"/>	<input type="text"/>	<input type="text"/>	<input type="text"/>	<input type="text"/>	<input type="text"/>	<input type="text"/>

Jednako pit. 11
Jednako pit. 5.5
Jednako pit. 6.29
Jednako pit. 7.4.kol.6
Jednako zbiru pitanja 8.18.kol.7, 8.19, 8.22kol.7, 8.23, 8.28kol.7, 8.29
Jednako pit. 9.5
Jednako zbiru pitanja 10.3kol.1,10.3kol.2,10.3kol.3
Jednako zbiru pit. 12 i 13
Jednako pit. 14
Jednako pit. 15
Jednako pit. 16

18. BROJ ODVOJENIH DIJELOVA KORIŠĆENOG POLJOPRIVREDNOG ZEMLJIŠTA (odnosi se na pitanje 11.)

(odnosi se na ukupno korišćeno poljoprivredno zemljište)

19. POVRŠINA NA KOJOJ SE GAJE PEČURKE (01.06.2009. – 31.05.2010.)

U tunelima, podrumima ili specijalno namijenjenim objektima

m²

20. POVRĆE, JAGODE, CVIJEĆE I UKRASNO BILJE (01.06.2009. – 31.05.2010.)

	Okućnica	Na otvorenom (uključujući tople leje i niske tunele)		U zaštićenom prostoru	
		m ²	ha	m ²	ha
	1	2		3	
1. Paradajz	<input type="text"/>	<input type="text"/>	<input type="text"/>	<input type="text"/>	<input type="text"/>
2. Paprika	<input type="text"/>	<input type="text"/>	<input type="text"/>	<input type="text"/>	<input type="text"/>
3. Krastavac	<input type="text"/>	<input type="text"/>	<input type="text"/>	<input type="text"/>	<input type="text"/>
4. Grašak za svježe zrno	<input type="text"/>	<input type="text"/>	<input type="text"/>	<input type="text"/>	<input type="text"/>
5. Pasulj za suvo zrno	<input type="text"/>	<input type="text"/>	<input type="text"/>	<input type="text"/>	<input type="text"/>
6. Crni luk	<input type="text"/>	<input type="text"/>	<input type="text"/>	<input type="text"/>	<input type="text"/>
7. Bijeli luk	<input type="text"/>	<input type="text"/>	<input type="text"/>	<input type="text"/>	<input type="text"/>
8. Šargarepa	<input type="text"/>	<input type="text"/>	<input type="text"/>	<input type="text"/>	<input type="text"/>
9. Kupus	<input type="text"/>	<input type="text"/>	<input type="text"/>	<input type="text"/>	<input type="text"/>
10. Lubenica	<input type="text"/>	<input type="text"/>	<input type="text"/>	<input type="text"/>	<input type="text"/>
11. Dinja	<input type="text"/>	<input type="text"/>	<input type="text"/>	<input type="text"/>	<input type="text"/>
12. Ostalo povrće (blitva, kelj i dr.)	<input type="text"/>	<input type="text"/>	<input type="text"/>	<input type="text"/>	<input type="text"/>
13. Jagode	<input type="text"/>	<input type="text"/>	<input type="text"/>	<input type="text"/>	<input type="text"/>
14. POVRĆE UKUPNO (1-13)	<input type="text"/>	<input type="text"/>	<input type="text"/>	<input type="text"/>	<input type="text"/>
	Jednako pit. 5.1	Jednako pit. 6.21+6.22		Jednako pit. 6.23	
15. CVIJEĆE I UKRASNO BILJE	<input type="text"/>	<input type="text"/>	<input type="text"/>	<input type="text"/>	<input type="text"/>
		Jednako pit. 6.24		Jednako pit.6. 25	
16. PROIZVODNJA SJEMENA I RASADA (za tržište).....	<input type="text"/>	<input type="text"/>	<input type="text"/>	<input type="text"/>	<input type="text"/>
		20.16.kol.2 + 20.16.kol.3 = 6.26			

21. MEĐUUSJEVI, PODUSJEVI I DOPUNSKI USJEVI ORANICA I BAŠTA (01.06.2009. – 31.05.2010.)

	ha	m ²
1. Pasulj	<input type="text"/>	<input type="text"/>
2. Krompir	<input type="text"/>	<input type="text"/>
3. Lucerka	<input type="text"/>	<input type="text"/>
4. Djetelina	<input type="text"/>	<input type="text"/>
5. Kukuruz	<input type="text"/>	<input type="text"/>
6. Kupus	<input type="text"/>	<input type="text"/>
7. Ostale kupusnjače	<input type="text"/>	<input type="text"/>
8. Salata	<input type="text"/>	<input type="text"/>
9. Blitva	<input type="text"/>	<input type="text"/>
10. Kornišoni	<input type="text"/>	<input type="text"/>
11. Ostali usjevi	<input type="text"/>	<input type="text"/>

22. NAVODNJAVANE POVRŠINE (01.06.2009. – 31.05.2010.)

(za kolone 1 i 2 u kućice upisati redni broj ispred ponuđenog modaliteta)

Isključuju se površine pod staklenicima, plasticima i okućnicama

	Najčešći izvor za navodnjavanje 1. podzemne vode (bunar, pumpa) 2. površinske vode na gazdinstvu (bistijerna) 3. površinske vode (potok, rijeka, jezero 4. ostali (vodovod)	Najčešći način navodnjavanja: 1. površinski 2. prskanjem 3. sistem kap po kap	Površina navodnjavana u zadnjih 12 mjeseci	
			ha	m ²
	1	2	3	
1. Žita (isključujući kukuruz)	<input type="checkbox"/>	<input type="checkbox"/>	<input type="checkbox"/>	<input type="checkbox"/>
2. Kukuruz	<input type="checkbox"/>	<input type="checkbox"/>	<input type="checkbox"/>	<input type="checkbox"/>
3. Industrijske kulture	<input type="checkbox"/>	<input type="checkbox"/>	<input type="checkbox"/>	<input type="checkbox"/>
4. Povrće, lubenice i jagode	<input type="checkbox"/>	<input type="checkbox"/>	<input type="checkbox"/>	<input type="checkbox"/>
5. Krompir	<input type="checkbox"/>	<input type="checkbox"/>	<input type="checkbox"/>	<input type="checkbox"/>
6. Vinogradi	<input type="checkbox"/>	<input type="checkbox"/>	<input type="checkbox"/>	<input type="checkbox"/>
7. Citrusi	<input type="checkbox"/>	<input type="checkbox"/>	<input type="checkbox"/>	<input type="checkbox"/>
8. Maslinjaci	<input type="checkbox"/>	<input type="checkbox"/>	<input type="checkbox"/>	<input type="checkbox"/>
9. Voćnaci (bez citrusa i maslina)	<input type="checkbox"/>	<input type="checkbox"/>	<input type="checkbox"/>	<input type="checkbox"/>
10. Višegodišnje livade i pašnjaci	<input type="checkbox"/>	<input type="checkbox"/>	<input type="checkbox"/>	<input type="checkbox"/>
11. Ostalo	<input type="checkbox"/>	<input type="checkbox"/>	<input type="checkbox"/>	<input type="checkbox"/>
12. Ukupna navodnjavana površina (1-10)			<input type="checkbox"/>	<input type="checkbox"/>
13. Količina vode utrošena za navodnjavanje u period od 01.06.2009. – 31.05.2010. (m ³)			<input type="checkbox"/>	<input type="checkbox"/>
14. Površina koja je opredijeljena za navodnjavanje (sistem za navodnjavanje)			<input type="checkbox"/>	<input type="checkbox"/>
15. Prosječna površina navodnjavanja u protekle tri godine			<input type="checkbox"/>	<input type="checkbox"/>

23. UPOTREBA SREDSTAVA ZA ISHRANU BILJAKA (01.06.2009. – 31.05.2010.)

1. Površina tretirana mineralnim đubrivom	ha	m ²
2. Površina tretirana organskim đubrivom u čvrstom stanju	<input type="checkbox"/>	<input type="checkbox"/>
3. Površina tretirana organskim đubrivom u tečnom stanju	<input type="checkbox"/>	<input type="checkbox"/>
4. Utrošene količine mineralnog đubriva	t	kg
5. Utrošene količine organskog đubriva	<input type="checkbox"/>	<input type="checkbox"/>
6. Procenat ukupno proizvedenog čvrstog stajnjaka na gazdinstvu koji je isporučen sa gazdinstva		%
7. Procenat ukupno proizvedenog tečnog stajnjaka na gazdinstvu koji je isporučen sa gazdinstva (prodat ili uklonjen sa gazdinstva radi direktne upotrebe)		<input type="checkbox"/>

24. UPOTREBA SREDSTAVA ZA ZAŠTITU BILJA (01.06.2009. – 31.05.2010.)

1. Površina tretirana herbicidima (sencor, glifosal i dr.)	ha	m ²
2. Površina tretirana fungicidima (ridomil, cineb i dr.)	<input type="checkbox"/>	<input type="checkbox"/>
3. Površina tretirana insekticidima (confidor, actara i dr.)	<input type="checkbox"/>	<input type="checkbox"/>
4. Površina tretirana ostalim sredstvima za zaštitu bilja (rodenticidi, moluskocidi i dr.)	<input type="checkbox"/>	<input type="checkbox"/>
5. Površina tretirana biopesticidima	<input type="checkbox"/>	<input type="checkbox"/>

25. KORIŠĆENI METOD OBRADJE ORANICA I BAŠTA (01.06.2009. – 31.05.2010.)

1. Tradicionalna obrada (oranje)	ha	m ²
2. Konzervaciona obrada	<input type="checkbox"/>	<input type="checkbox"/>
3. Bez obrade	<input type="checkbox"/>	<input type="checkbox"/>

26. STOKA PO VRSTAMA I KATEGORIJAMA (31.05.2010.).

	Ukupan broj (31.05.2010.)	Od toga nije u vlasništvu (31.05.2010.)	Broj stoke na ispaši na zajedničkom zemljištu (katun, komun) (01.06.2009. – 31.05.2010.)
	1	2	3
1. KONJI, UKUPNO	<input type="text"/>	<input type="text"/>	<input type="text"/>
2. MAGARCI, MAZGE I MULE, UKUPNO	<input type="text"/>	<input type="text"/>	<input type="text"/>
3. Goveda do 1 godine Muška grla	<input type="text"/>	<input type="text"/>	<input type="text"/>
4. Ženska grla	<input type="text"/>	<input type="text"/>	<input type="text"/>
5. Goveda od 1 do 2 godine Muška grla	<input type="text"/>	<input type="text"/>	<input type="text"/>
6. Ženska grla za tov	<input type="text"/>	<input type="text"/>	<input type="text"/>
7. Ženska grla za priplod	<input type="text"/>	<input type="text"/>	<input type="text"/>
8. Goveda preko 2 godine Junice	<input type="text"/>	<input type="text"/>	<input type="text"/>
9. Steone junice	<input type="text"/>	<input type="text"/>	<input type="text"/>
10. Krave za mužu	<input type="text"/>	<input type="text"/>	<input type="text"/>
11. Ostale krave	<input type="text"/>	<input type="text"/>	<input type="text"/>
12. Bikovi i volovi	<input type="text"/>	<input type="text"/>	<input type="text"/>
13. GOVEDA, UKUPNO (3 do 12)	<input type="text"/>	<input type="text"/>	<input type="text"/>
14. Jagnjad i šilježad (do 1 godine)	<input type="text"/>	<input type="text"/>	<input type="text"/>
15. Ovce za mužu	<input type="text"/>	<input type="text"/>	<input type="text"/>
16. Druge ovce za priplod	<input type="text"/>	<input type="text"/>	<input type="text"/>
17. Ovnovi i jalove ovce	<input type="text"/>	<input type="text"/>	<input type="text"/>
18. OVCE, UKUPNO (14 do 17)	<input type="text"/>	<input type="text"/>	<input type="text"/>
19. Jarad	<input type="text"/>	<input type="text"/>	<input type="text"/>
20. Koze za mužu	<input type="text"/>	<input type="text"/>	<input type="text"/>
21. Druge koze za priplod	<input type="text"/>	<input type="text"/>	<input type="text"/>
22. Jarčevi i jalove koze	<input type="text"/>	<input type="text"/>	<input type="text"/>
23. KOZE, UKUPNO (19 do 22)	<input type="text"/>	<input type="text"/>	<input type="text"/>
24. Prasad do 19 kg	<input type="text"/>	<input type="text"/>	<input type="text"/>
25. Svinje od 20-49 kg	<input type="text"/>	<input type="text"/>	<input type="text"/>
26. Svinje za tov od 50-79 kg	<input type="text"/>	<input type="text"/>	<input type="text"/>
27. Svinje za tov od 80-110 kg	<input type="text"/>	<input type="text"/>	<input type="text"/>
28. Svinje za tov preko 110 kg	<input type="text"/>	<input type="text"/>	<input type="text"/>
29. Suprasne nazimice	<input type="text"/>	<input type="text"/>	<input type="text"/>
30. Suprasne krmače	<input type="text"/>	<input type="text"/>	<input type="text"/>
31. Ostale krmače	<input type="text"/>	<input type="text"/>	<input type="text"/>
32. Nerasti	<input type="text"/>	<input type="text"/>	<input type="text"/>
33. SVINJE, UKUPNO (24 do 32)	<input type="text"/>	<input type="text"/>	<input type="text"/>
34. Tovljena pilad-brojleri	<input type="text"/>	<input type="text"/>	<input type="text"/>
35. Kokoške nosilje (uključeni plići i pjetlovi)	<input type="text"/>	<input type="text"/>	<input type="text"/>
36. Guske	<input type="text"/>	<input type="text"/>	<input type="text"/>
37. Čurke	<input type="text"/>	<input type="text"/>	<input type="text"/>
38. Ostala živina (pepelice, fazani, biserke, golubovi)	<input type="text"/>	<input type="text"/>	<input type="text"/>
39. ŽIVINA UKUPNO (34 do 38)	<input type="text"/>	<input type="text"/>	<input type="text"/>
40. BROJ KOŠNICA PČELA	<input type="text"/>	<input type="text"/>	<input type="text"/>
41. ZEČEVI – ženska grla za rasplod	<input type="text"/>	<input type="text"/>	<input type="text"/>
42. BROJ DANA ISPAŠE NA ZAJEDNIČKOM ZEMLJIŠTU (katuni, komun)			<input type="text"/>
43. BROJ DANA ISPAŠE NA VLASTITOM ILI ZAKUPLJENOM ZEMLJIŠTU			<input type="text"/>

27. TIPOVI (SISTEMI) STOČARSKE PROIZVODNJE (01.06.2009. – 31.05.2010.)

Da li imate :

- | | | | |
|----|---|----|----|
| | | da | ne |
| 1. | Polunomadski način gajenja stoke | 1 | 0 |
| 2. | Stacionirani sistem gajenja stoke | 1 | 0 |

28. GAZDINSTVA ZA IDENTIFIKACIJU I REGISTRACIJU (31.05.2010.)

Da li je gazdinstvo registrovano u sistemu za identifikaciju i registraciju

- | | | | | | | | | | |
|----|--|--|----|--|--|--|--|--|--|
| | | da | ne | | | | | | |
| | | 1 | 0 | | | | | | |
| 1. | Uzgoj krupne stoke (registarski broj)..... | <table border="1" style="display: inline-table; border-collapse: collapse;"> <tr> <td style="width: 20px; height: 20px;"></td> <td style="width: 20px; height: 20px;"></td> <td style="width: 20px; height: 20px;"></td> <td style="width: 20px; height: 20px;"></td> <td style="width: 20px; height: 20px;"></td> <td style="width: 20px; height: 20px;"></td> </tr> </table> | | | | | | | |
| | | | | | | | | | |
| 2. | Uzgoj sitne stoke (registarski broj) | <table border="1" style="display: inline-table; border-collapse: collapse;"> <tr> <td style="width: 20px; height: 20px;"></td> <td style="width: 20px; height: 20px;"></td> <td style="width: 20px; height: 20px;"></td> <td style="width: 20px; height: 20px;"></td> <td style="width: 20px; height: 20px;"></td> <td style="width: 20px; height: 20px;"></td> </tr> </table> | | | | | | | |
| | | | | | | | | | |

29. OBJEKTI ZA SMJEŠTAJ STOKE I ŽIVINE (31.05.2010.)

Objekti za smještaj stoke i živine (isključivo od čvrstog materijala)	Ukupan broj	Od toga sa starošću do 20 godina	Ukupna površina m ²
	1	2	3
1. Objekti za smještaj goveda sa podnom rešetkom	<input type="text"/>	<input type="text"/>	<input type="text"/>
2. Objekti za smještaj goveda –drugi (bez podne rešetke)	<input type="text"/>	<input type="text"/>	<input type="text"/>
3. Objekti za smještaj sitne stoke (koze, ovce)	<input type="text"/>	<input type="text"/>	<input type="text"/>
4. Objekti za smještaj svinja sa podnom rešetkom	<input type="text"/>	<input type="text"/>	<input type="text"/>
5. Objekti za smještaj svinja–drugi (bez podne rešetke)	<input type="text"/>	<input type="text"/>	<input type="text"/>
6. Živinarnici sa sistemom uzgoja kokošaka nosilja u kavezu	<input type="text"/>	<input type="text"/>	<input type="text"/>
7. Živinarnici sa podnim sistemom uzgoja kokošaka	<input type="text"/>	<input type="text"/>	<input type="text"/>
8. Živinarnici za proizvodnju tovnih pilića	<input type="text"/>	<input type="text"/>	<input type="text"/>
9. Višenamjenski objekti	<input type="text"/>	<input type="text"/>	<input type="text"/>

30. OBJEKTI ZA SMJEŠTAJ ORGANSKOG ĐUBRIVA (31.05.2010.)

	Površina/zapremina	Nadkriven	
		da	ne
	1	2	3
1. Objekti za smještaj čvrstog đubriva (m ²)	<input type="text"/>	1	0
2. Objekti za smještaj tečnog đubriva (m ³)	<input type="text"/>	1	0

31. OSTALI OBJEKTI GAZDINSTVA (31.05.2010.)

	Ukupan broj	Od toga sa starošću do 20 godina	Ukupna površina m ²
	1	2	3
1. Objekti za smještaj poljoprivrednih proizvoda	<input type="text"/>	<input type="text"/>	<input type="text"/>
2. Objekti za smještaj ostalih proizvoda	<input type="text"/>	<input type="text"/>	<input type="text"/>
3. Objekti za smještaj poljoprivrednih mašina i opreme	<input type="text"/>	<input type="text"/>	<input type="text"/>
4. Ribnjaci	<input type="text"/>	<input type="text"/>	<input type="text"/>
5. Staklenici	<input type="text"/>	<input type="text"/>	<input type="text"/>
6. Platenici	<input type="text"/>	<input type="text"/>	<input type="text"/>
7. Objekti u kojima se proizvode pečurke	<input type="text"/>	<input type="text"/>	<input type="text"/>

32. ORGANSKA POLJOPRIVREDA (31.05.2010.)

- | | | | | | | | | | |
|---|--|--|----------------|--|--|--|--|--|--|
| 1 | Sertifikovana površina zemljišta za organsku proizvodnju | <table border="1" style="display: inline-table; border-collapse: collapse;"> <tr> <td style="width: 20px; height: 20px;"></td> <td style="width: 20px; height: 20px;"></td> </tr> </table> | | | <table border="1" style="display: inline-table; border-collapse: collapse;"> <tr> <td style="width: 20px; height: 20px;"></td> <td style="width: 20px; height: 20px;"></td> <td style="width: 20px; height: 20px;"></td> <td style="width: 20px; height: 20px;"></td> </tr> </table> | | | | |
| | | | | | | | | | |
| | | | | | | | | | |
| | | da | ne | | | | | | |
| 2 | Sertifikovana organska proizvodnja u stočarstvu | 1 | 0 | | | | | | |
| 3 | Površina zemljišta u prelaznom periodu (u pripremi) | <table border="1" style="display: inline-table; border-collapse: collapse;"> <tr> <td style="width: 20px; height: 20px;"></td> </tr> </table> | | <table border="1" style="display: inline-table; border-collapse: collapse;"> <tr> <td style="width: 20px; height: 20px;"></td> <td style="width: 20px; height: 20px;"></td> <td style="width: 20px; height: 20px;"></td> <td style="width: 20px; height: 20px;"></td> </tr> </table> | | | | | |
| | | | | | | | | | |
| | | | | | | | | | |
| | | ha | m ² | | | | | | |

33. POLJOPRIVREDNE USLUGE (u periodu od 3 godine)

Da li koristite:	da	ne
1. Usluge savjetodavne službe (stručni savjeti o kvalitetnom obavljanju proizvodnje)	1	0
2. Usluge u proizvodnji bilja (obrada tla, đubrenje, tretman zaštitnim sredstvima)	1	0
3. Usluge u stočarskoj proizvodnji (ispaša, prihranjivanje)	1	0
4. Usluge udruženja proizvođača (prodaja stočne hrane, nabavka mehanizacije)	1	0
5. Usluge bankarskog sektora (korisnici poljoprivrednih kredita)	1	0
6. Premije u stočarstvu (direktna plaćanja)	1	0
7. Premije u biljnoj proizvodnji (direktna plaćanja)	1	0
8. Podršku investicijama u poljoprivredi kroz mjere ruralnog razvoja (poljoprivredna oprema	1	0
i mehanizacija, investicija u stočarstvu, podizanje višegodišnjih zasada, izgradnja i opremanje zaštićenih prostora, mjere poboljšanja kvaliteta zemljišta uključeno i navodnjavanje, prerada, čuvanje i pakovanje biljnih i životinjskih proizvoda)		
9. Podršku (subvencije) za organsku poljoprivredu	1	0
10. Podršku (subvencije) za korišćenje planinskih pašnjaka	1	0
11. Da li gazdinstvo koristi staračku naknadu	1	0
12. Da li gazdinstvo koristi podršku za izgradnju infrastrukture u okviru zajednice	1	0

34. POLJOPRIVREDNA MEHANIZACIJA I OPREMA GAZDINSTVA (31.05.2010.)

	Vlastita (broj)	Stara do 10 godina	Od 11-20 godina	Koristite li mašine u zajedničkom vlasništvu		Broj mašina u zajedničkom vlasništvu na gazdinstvu na dan popisa
				da	ne	
	1	2	3	4		5
1. Jednoosovinski traktori	<input type="text"/>	<input type="text"/>	<input type="text"/>	1	0	<input type="text"/>
2. Dvoosovinski traktori	<input type="text"/>	<input type="text"/>	<input type="text"/>	1	0	<input type="text"/>
Od toga:						
a) od 30-do 40 kw (od 38 do 54kS)	<input type="text"/>	<input type="text"/>	<input type="text"/>	1	0	<input type="text"/>
b) od 41-60 kw (od 55-82 kS)	<input type="text"/>	<input type="text"/>	<input type="text"/>	1	0	<input type="text"/>
c) od 61-80 kw (od 83-109 kS)	<input type="text"/>	<input type="text"/>	<input type="text"/>	1	0	<input type="text"/>
d) od 81-100 (od 110-136 kS)	<input type="text"/>	<input type="text"/>	<input type="text"/>	1	0	<input type="text"/>
e) preko 101 (preko 137 kS)	<input type="text"/>	<input type="text"/>	<input type="text"/>	1	0	<input type="text"/>
3. Kombajni (žitni i silokombajni)	<input type="text"/>	<input type="text"/>	<input type="text"/>	1	0	<input type="text"/>
4. Kamioni	<input type="text"/>	<input type="text"/>	<input type="text"/>	1	0	<input type="text"/>
5. Travokosačice	<input type="text"/>	<input type="text"/>	<input type="text"/>	1	0	<input type="text"/>
a) traktorske	<input type="text"/>	<input type="text"/>	<input type="text"/>	1	0	<input type="text"/>
b) samohodne	<input type="text"/>	<input type="text"/>	<input type="text"/>	1	0	<input type="text"/>
6. Prese za baliranje sijena	<input type="text"/>	<input type="text"/>	<input type="text"/>	1	0	<input type="text"/>
7. Mašine za sjetvu i sadnju	<input type="text"/>	<input type="text"/>	<input type="text"/>	1	0	<input type="text"/>
8. Druge mašine	<input type="text"/>	<input type="text"/>	<input type="text"/>	1	0	<input type="text"/>
9. Oprema za navodnjavanje (pumpe)	<input type="text"/>	<input type="text"/>	<input type="text"/>	1	0	<input type="text"/>
10. Mašina za mužu	<input type="text"/>	<input type="text"/>	<input type="text"/>	1	0	<input type="text"/>
11. Muljača za grožđe	<input type="text"/>	<input type="text"/>	<input type="text"/>	1	0	<input type="text"/>
12. Ostala oprema	<input type="text"/>	<input type="text"/>	<input type="text"/>	1	0	<input type="text"/>
13. Traktorske prikolice	<input type="text"/>	<input type="text"/>	<input type="text"/>	1	0	<input type="text"/>

35. STEČENO POLJOPRIVREDNO ZNANJE NOSIOCA GAZDINSTVA (31.05.2010.)

- | | | | |
|----|---|----|----|
| | | da | ne |
| 1. | Praktično iskustvo..... | 1 | 0 |
| 2. | Kursevi, seminari, obuke | 1 | 0 |
| 3. | Ima poljoprivredno obrazovanje (najmanje tri godine)..... | 1 | 0 |
| 4. | Kursevi o poljoprivredi u toku prethodnih 12 mjeseci..... | 1 | 0 |

36. EVIDENCIJA PRIHODA I RASHODA (31.05.2010.)

- | | | | |
|----|---|----|----|
| | | da | ne |
| 1. | Da li vodite evidenciju prihoda i rashoda poljoprivrednog gazdinstva..... | 1 | 0 |
| 2. | Korišćenje personalnog računara za potrebe gazdinstva | 1 | 0 |

37. KORIŠĆENJE PROIZVEDENIH POLJOPRIVREDNIH PROIZVODA NA GAZDINSTVU (01.06.2009. – 31.05.2010.)

- | | | | |
|--|--|----|----|
| | | da | ne |
| | Da li gazdinstvo koristi proizvedene poljoprivredne proizvode za sopstvene potrebe | 1 | 0 |
| | Ako je odgovor „da” odgovoriti na pitanja od 37.1 do 37.3 | | |

- | | | | |
|----|--|----------------------|------------------------|
| | | da | ne |
| 1. | Da li gazdinstvo koristi za sopstvene potrebe više od 50% vrijednosti proizvoda dobijenih na gazdinstvu... | 1 | 0 |
| 2. | Koliko % proizvedenog mesa koristi za sopstvene potrebe..... | <input type="text"/> | <input type="text"/> % |
| 3. | Koliko % proizvedenog mlijeka koristi za sopstvene potrebe..... | <input type="text"/> | <input type="text"/> % |

38. PRODAJA PROIZVEDENIH PROIZVODA NA GAZDINSTVU (u % po prodajnim mjestima) (01.06.2009. – 31.05.2010.)

	Direktna prodaja potrošaču		Prodaja drugim gazdinstvima	Prodaja preduzećima	Prodaja prodavnicama	Prodaja zadrugama
	na gazdinstvu	van gazdinstva (pijaca i dr.)				
	u %	u %	u %	u %	u %	u %
	1	2	3	4	5	6
1. Biljnih proizvoda (žito, povrće, voće, masline, cvijeće i ukrasno bilje, krmna hrana i dr.)	<input type="text"/>	<input type="text"/>	<input type="text"/>	<input type="text"/>	<input type="text"/>	<input type="text"/>
2. Stočnih proizvoda (živa stoka, mlijeko i dr.)	<input type="text"/>	<input type="text"/>	<input type="text"/>	<input type="text"/>	<input type="text"/>	<input type="text"/>
3. Prerađenih proizvoda (vino, ulje i dr., biljnih proizvoda, sir i dr. životinjskih proiz.)	<input type="text"/>	<input type="text"/>	<input type="text"/>	<input type="text"/>	<input type="text"/>	<input type="text"/>
4. Šumskih proizvoda	<input type="text"/>	<input type="text"/>	<input type="text"/>	<input type="text"/>	<input type="text"/>	<input type="text"/>

39. PRETEŽNA DJELATNOST GAZDINSTVA

Da li je pretežna djelatnost gazdinstva:

- | | | | |
|----|---------------------------------|----|----|
| | | da | ne |
| 1. | Uzgoj usjeva i nasada..... | 1 | 0 |
| 2. | Uzgoj životinja | 1 | 0 |
| 3. | Uzgoj usjeva i životinja..... | 1 | 0 |
| 4. | Poljoprivredne usluge..... | 1 | 0 |
| 5. | Lov i uzgoj divljači | 1 | 0 |
| 6. | Gajenje i korišćenje šuma | 1 | 0 |
| 7. | Ulov i uzgoj ribe | 1 | 0 |

40. RADNA SNAGA NA GAZDINSTVU (01.06.2009. – 31.05.2010.) Tabela se popunjava unoseći u kućice broj ponudjenog modaliteta

Redni broj lica	Odnos prema nosiocu gazdinstva 1. nosilac 2. suprug/a 3. sin/kći 4. otac/majka nosioca, supruga/e 5. brat/sestra 6. ostali srodnici 7. redovno zaposleni nesrodnici	Pol: 1. muški 2. ženski	Navršene godine starosti: (31.05.2010.)	Školska sprema: 1. bez obrazovanja 2. nezavršeno osnovno obrazovanje 3. osnovno obrazovanje 4. 3. godine srednje poljoprivredne škole 5. 3. godine druge srednje škole 6. 4. godine srednje poljoprivredne škole 7. 4. godine druge srednje škole 8. više ili visoko poljop. obrazovanje 9. druga viša ili visoka 10. magistratura, doktorat poljoprivrednih nauka 11. magistratura, doktorat drugih oblasti nauka	Rad na gazdinstvu i povezane djelatnosti				Da li lice radi na drugim korisnim aktivnostima koje nijesu direktno povezane sa gazdinstvom: 1. DA, radi više nego na gazdinstvu 2. DA, radi manje nego na gazdinstvu 3. Ne radi druge djelatnosti	Poljoprivreda je licu (uključujući preradu sopstvenih proizvoda od grožđa i maslina), ne uključujući rad na kućnim poslovima: 1. jedina aktivnost 2. glavna aktivnost 3. dopunska aktivnost 4. povremena	Status lica: 1. poljoprivrednik 2. poljoprivredni osigurarnik 3. zaposlen van gazdinstva 4. nezaposlen 5. domaćica 6. dijete, učenik, student 7. penzioner 8. poljoprivredni penzioner 9. korisnik staračke nadoknade 10. ribar fizičko lice
					potrošenih za druge aktivnosti na poljoprivredne aktivnosti (uključujući preradu sopstvenih proizvoda od grožđa i maslina) ne uključujući rad na kućnim poslovima	broj radnih dana u referentnom periodu	prosječan broj radnih sati u tim danima	broj radnih dana u referentnom periodu			
1	2	3	4	5	6	7	8	9	10	11	12
1.	1										
2.											
3.											
4.											
5.											
6.											
7.											
8.											
9.											
10.											
11.											
12.											
13.											
14.											
15.											
16.											
17.											
18.											
19.											
20.											

41. POVREMENO I SEZONSKI ANGAŽOVANA LICA KOJA NIJESU ČLANOVI GAZDINSTVA (01.06.2009. – 31.05.2010.)

1.	2.	3.	Ukupno angažovanih		Ukupno broj radnih dana u godini utrošenih na poljoprivrednim i povezanim djelatnostima konvertovanih u radni dan od 8 sati
			1	2	
Muškarci					
Žene					
Ukupno (1+2)					

42. POTROŠNJA ENERGENATA (01.06.2009. – 31.05.2010.)

	Vrsta energenta	Da	Ne	Ukupna potrošnja	Dio potrošnje na gazdinstvu za obavljanje poljoprivredne djelatnosti			
		1	2		3	4	5	6
1.	Ugalj, tona	1	0		< 25 %	25 – 50 %	51 – 75 %	> 75 %
2.	Mazut, kilograma	1	0		< 25 %	25 – 50 %	51 – 75 %	> 75 %
3.	Benzin, litara	1	0		< 25 %	25 – 50 %	51 – 75 %	> 75 %
4.	Nafta, litara	1	0		< 25 %	25 – 50 %	51 – 75 %	> 75 %
5.	Lož ulje, litara	1	0		< 25 %	25 – 50 %	51 – 75 %	> 75 %
6.	Ogrijevno drvo, m ³	1	0		< 25 %	25 – 50 %	51 – 75 %	> 75 %
7.	El. energija, kwh	1	0		< 25 %	25 – 50 %	51 – 75 %	> 75 %
8.	Drugo	1	0		< 25 %	25 – 50 %	51 – 75 %	> 75 %

43. DRUGE KORISNE AKTIVNOSTI (01.06.2009. – 31.05.2010.)

I Aktivnosti vezane za gazdinstvo:

- | | | | | | | |
|-----------------------|---|----|----|--|--|-----|
| Na gazdinstvu: | | da | ne | | da | ne |
| 1. | Turizam i smještaj | 1 | 0 | 7. | Uzgoj vodenih kultura (ribe, mekušci, ljuskari i vodene biljke) | 1 0 |
| 2. | Domaća radinost | 1 | 0 | | Van gazdinstva: | |
| 3. | Sakupljanje: | | | 8. | Usluge rada sa sopstvenim poljoprivrednim mašinama | |
| | a) šumskih plodova | 1 | 0 | a) | za poljoprivredu | 1 0 |
| | b) aromatičnog i ljekovitog bilja | 1 | 0 | b) | za šumarstvo | 1 0 |
| | c) pečuraka | 1 | 0 | c) | druge usluge | 1 0 |
| 4. | Sječa šume: | | | I/1. Koliko je ukupno učešće gore navedenih aktivnosti (1-8) u ukupnoj vrijednosti proizvodnje gazdinstva | <input type="text"/> <input type="text"/> <input type="text"/> % | |
| | a) za svoje potrebe | 1 | 0 | 9. | Pakovanje sopstvenih proizvoda biljnog porijekla | 1 0 |
| | b) za prodaju | 1 | 0 | 10. | Pakovanje sopstvenih proizvoda životinjskog porijekla | 1 0 |
| | c) rezanje drva (primarna prerada- Izrada daske) | 1 | 0 | II Aktivnosti nevezane za gazdinstvo: | | |
| 5. | Prerada proizvoda biljnog porijekla na gazdinstvu: | | | 11. | Na gazdinstvu: Komercijalne djelatnosti (frizer, osiguravajuće društvo, prodavnica i dr.) | 1 0 |
| | a) sopstvenih proizvoda | 1 | 0 | 12. | Van gazdinstva: Ostale djelatnosti (rad u računovodstvu, učitelj i dr.) | 1 0 |
| | b) otkupljenih proizvoda | 1 | 0 | | | |
| | c) sopstvenih i otkupljenih proizvoda | 1 | 0 | | | |
| 6. | Prerada proizvoda životinjskog porijekla na gazdinstvu: | | | | | |
| | a) sopstvenih proizvoda | 1 | 0 | | | |
| | b) otkupljenih proizvoda | 1 | 0 | | | |
| | c) sopstvenih i otkupljenih proizvoda | 1 | 0 | | | |

44. OČUVANJE ZEMLJIŠTA (01.06.2009. – 31.05.2010.)

(pokrivenost oranica i bašta u toku zime)

- | | | | |
|----|------------------------------------|---|---|
| | | ha | m ² |
| 1. | Ozimi usjevi (npr. ozima pšenica) | <input type="text"/> <input type="text"/> | <input type="text"/> <input type="text"/> <input type="text"/> <input type="text"/> |
| 2. | Zaštitni usjevi | <input type="text"/> <input type="text"/> | <input type="text"/> <input type="text"/> <input type="text"/> <input type="text"/> |
| 3. | Biljni ostaci (slama ili strnjika) | <input type="text"/> <input type="text"/> | <input type="text"/> <input type="text"/> <input type="text"/> <input type="text"/> |
| 4. | Zemljište bez pokrivača | <input type="text"/> <input type="text"/> | <input type="text"/> <input type="text"/> <input type="text"/> <input type="text"/> |

45. OGRADE I ŽIVICE (01.06.2009. – 31.05.2010.)

	Održavanje u posljednje 3 god		Formiranje u posljednje 3 god	
	1	2	1	2
	da	ne	da	ne
1.	Žive ograde	1 0	1 0	
2.	Drvoredi	1 0	1 0	
3.	Kameni zidovi	1 0	1 0	

Kraj popisivanja

čas minuta

Potpis popisivača

Potpis anketirane osobe



Datum kontrole

2010.

Potpis opštinskog instruktora



Podgorica, IV Proleterske br. 2
www.monstat.org



POPIS POLJOPRIVREDE 2010. GODINE

Zakon o sprovođenju popisa poljoprivrede
2010. godine („Sl. list CG“, br. 54/09, 14/10)

UPITNIK ZA POSLOVNE SUBJEKTE

1. IDENTIFIKACIONI PODACI

Naziv (firma) poslovnog subjekta (puni naziv) _____

Ukoliko upitnik popunjava jedinica u sastavu pravnog lica, jedinica će
upisati puni naziv pravnog lica u čijem je sastavu i svoj naziv

Jedinstveni matični broj poslovnog subjekta

--	--	--	--	--	--	--	--	--	--

Redni broj jedinice u sastavu

--	--	--	--

2. ADRESA

Opština _____

Naselje (mjesto) _____

Ulica i broj _____

Mjesto na čijoj se teritoriji odvija proizvodnja _____

Telefon

--	--	--	--	--	--	--	--	--	--

Faks

--	--	--	--	--	--	--	--	--	--

3. OSTALI PODACI

Oblik organizovanja poslovnog subjekta

--	--	--

Pretežna djelatnost

--	--	--	--

Prezime i ime vlasnika - nosioca proizvodnje _____

PRIJE POPUNJAVANJA UPITNIKA PROČITATI UPUTSTVO

7. VOĆNJACI (31.05.2010.)

	Broj voćnih stabala		Od toga plantažnih stabala		Ukupna površina plantaža	
	ukupno	rodni	ukupno	rodni	ha	m ²
	1	2	3	4	5	
1. Jabuka	<input type="text"/>	<input type="text"/>	<input type="text"/>	<input type="text"/>	<input type="text"/>	<input type="text"/>
2. Kruška	<input type="text"/>	<input type="text"/>	<input type="text"/>	<input type="text"/>	<input type="text"/>	<input type="text"/>
3. Dunja	<input type="text"/>	<input type="text"/>	<input type="text"/>	<input type="text"/>	<input type="text"/>	<input type="text"/>
4. Šljiva	<input type="text"/>	<input type="text"/>	<input type="text"/>	<input type="text"/>	<input type="text"/>	<input type="text"/>
5. Višnja	<input type="text"/>	<input type="text"/>	<input type="text"/>	<input type="text"/>	<input type="text"/>	<input type="text"/>
6. Trešnja	<input type="text"/>	<input type="text"/>	<input type="text"/>	<input type="text"/>	<input type="text"/>	<input type="text"/>
7. Breskva	<input type="text"/>	<input type="text"/>	<input type="text"/>	<input type="text"/>	<input type="text"/>	<input type="text"/>
8. Kajsija	<input type="text"/>	<input type="text"/>	<input type="text"/>	<input type="text"/>	<input type="text"/>	<input type="text"/>
9. Orah	<input type="text"/>	<input type="text"/>	<input type="text"/>	<input type="text"/>	<input type="text"/>	<input type="text"/>
10. Badem	<input type="text"/>	<input type="text"/>	<input type="text"/>	<input type="text"/>	<input type="text"/>	<input type="text"/>
11. Smokva	<input type="text"/>	<input type="text"/>	<input type="text"/>	<input type="text"/>	<input type="text"/>	<input type="text"/>
12. Nar	<input type="text"/>	<input type="text"/>	<input type="text"/>	<input type="text"/>	<input type="text"/>	<input type="text"/>
13. Kivi/aktinidija	<input type="text"/>	<input type="text"/>	<input type="text"/>	<input type="text"/>	<input type="text"/>	<input type="text"/>
14. Malina	<input type="text"/>	<input type="text"/>	<input type="text"/>	<input type="text"/>	<input type="text"/>	<input type="text"/>
15. Kupina	<input type="text"/>	<input type="text"/>	<input type="text"/>	<input type="text"/>	<input type="text"/>	<input type="text"/>
16. Ribizla, borovnica	<input type="text"/>	<input type="text"/>	<input type="text"/>	<input type="text"/>	<input type="text"/>	<input type="text"/>
17. Drugo voće (japanska jabuka, iglica i dr.)	<input type="text"/>	<input type="text"/>	<input type="text"/>	<input type="text"/>	<input type="text"/>	<input type="text"/>
18. Ukupno pod voćem (1-17)	<input type="text"/>	<input type="text"/>	<input type="text"/>	<input type="text"/>	<input type="text"/>	<input type="text"/>
19. Ukupna površina ekstenzivnih voćnjaka (upisati samo ako nije površina upisana kao livada ili dr.)	<input type="text"/>	<input type="text"/>	<input type="text"/>	<input type="text"/>	<input type="text"/>	<input type="text"/>
20. Masline za ulje	<input type="text"/>	<input type="text"/>	<input type="text"/>	<input type="text"/>	<input type="text"/>	<input type="text"/>
21. Masline za konzum	<input type="text"/>	<input type="text"/>	<input type="text"/>	<input type="text"/>	<input type="text"/>	<input type="text"/>
22. Ukupno pod maslinama (20-21)	<input type="text"/>	<input type="text"/>	<input type="text"/>	<input type="text"/>	<input type="text"/>	<input type="text"/>
23. Ukupna površina ekstenzivnih maslinjaka (upisati samo ako nije površina upisana kao livada ili dr.)	<input type="text"/>	<input type="text"/>	<input type="text"/>	<input type="text"/>	<input type="text"/>	<input type="text"/>
24. Pomorandža	<input type="text"/>	<input type="text"/>	<input type="text"/>	<input type="text"/>	<input type="text"/>	<input type="text"/>
25. Mandarina	<input type="text"/>	<input type="text"/>	<input type="text"/>	<input type="text"/>	<input type="text"/>	<input type="text"/>
26. Limun	<input type="text"/>	<input type="text"/>	<input type="text"/>	<input type="text"/>	<input type="text"/>	<input type="text"/>
27. Ostali citrusi	<input type="text"/>	<input type="text"/>	<input type="text"/>	<input type="text"/>	<input type="text"/>	<input type="text"/>
28. Ukupno pod citrusima (24-27)	<input type="text"/>	<input type="text"/>	<input type="text"/>	<input type="text"/>	<input type="text"/>	<input type="text"/>
29. Ukupna površina ekstenzivnih citrusa (upisati samo ako nije površina upisana kao livada ili dr.)	<input type="text"/>	<input type="text"/>	<input type="text"/>	<input type="text"/>	<input type="text"/>	<input type="text"/>

8. RASADNICI (voćnih sadnica, loznih kalemova, ukrasnog bilja i šumskog drveća) 31.05.2010.

	ha	m ²
1. Voćne sadnice	<input type="text"/>	<input type="text"/>
2. Lozni kalemovi	<input type="text"/>	<input type="text"/>
3. Ukrasno bilje	<input type="text"/>	<input type="text"/>
4. Šumsko drveće	<input type="text"/>	<input type="text"/>
5. UKUPNA POVRŠINA (1+2+3+4)	<input type="text"/>	<input type="text"/>

9. VIŠEGODIŠNJE LIVADE I PAŠNJACI (31.05.2010.)

	Samo pašene		Samo košene		Pašene i košene	
	1		2		3	
	ha	m ²	ha	m ²	ha	m ²
1. Jednom korišćene	<input type="text"/>	<input type="text"/>	<input type="text"/>	<input type="text"/>	<input type="text"/>	<input type="text"/>
2. Više puta korišćene	<input type="text"/>	<input type="text"/>	<input type="text"/>	<input type="text"/>	<input type="text"/>	<input type="text"/>
3. UKUPNO	<input type="text"/>	<input type="text"/>	<input type="text"/>	<input type="text"/>	<input type="text"/>	<input type="text"/>
10. UKUPNO KORIŠĆENO POLJOPRIVREDNO ZEMLJIŠTE					ha	m ²
(5.29. + 6.4. kol.5 + 7.18.kol.5 + 7.19. + 7.22.kol.5 + 7.23. + 7.28. kol.5 + 7.29.+ 8.5 + 9.3. kol 1 + 9.3. kol 2 + 9.3 . kol 3)					<input type="text"/>	<input type="text"/>
10 a) Od toga uzeto u zakup poljoprivredno zemljište					<input type="text"/>	<input type="text"/>
11. DRUGO NEOBRAĐENO POLJOPRIVREDNO ZEMLJIŠTE (31.05.2010.)					<input type="text"/>	<input type="text"/>
(zemljište koje se ne obrađuje iz socijalno-ekonomskog razloga, ne uključujući ugar)					<input type="text"/>	<input type="text"/>
11.a) Od toga nekorišćeni pašnjaci i livade					<input type="text"/>	<input type="text"/>
12. POLJOPRIVREDNO NEOBRADJENO U ZARASTANJU (31.05.2010.)					<input type="text"/>	<input type="text"/>
(zemljište koje se više ne obrađuje, djelimično obraslo drvećem i šibljem, ali nije prešlo u kategoriju šuma)					<input type="text"/>	<input type="text"/>
13. ŠUMSKO ZEMLJIŠTE (31.05.2010.)					<input type="text"/>	<input type="text"/>
14. NEPLODNO ZEMLJIŠTE (31.05.2010.)					<input type="text"/>	<input type="text"/>
(zemljište pod građevinskim objektima, polj.objektima, putevima, barama, ribnjacima i trsticima i dr.)					<input type="text"/>	<input type="text"/>
15. UKUPNO RASPOLOŽIVO ZEMLJIŠTE 31.05.2010. (10+11+12+13+14)= pitanju 4.4.					<input type="text"/>	<input type="text"/>

16. LOKACIJA ZEMLJIŠTA POSLOVNOG SUBJEKTA

	Opština		Opština		Opština		Opština		Ukupna površina (zbir svih opština) 1+2+3+4	
	Naselje		Naselje		Naselje		Naselje		ha	m ²
	1	2	3	4	5					
1. Korišć. poljop.zem	ha	m ²	ha	m ²	ha	m ²	ha	m ²	<input type="text"/>	<input type="text"/>
a) oranice	<input type="text"/>	<input type="text"/>	<input type="text"/>	<input type="text"/>	<input type="text"/>	<input type="text"/>	<input type="text"/>	<input type="text"/>	<input type="text"/>	<input type="text"/>
b) vinogradi	<input type="text"/>	<input type="text"/>	<input type="text"/>	<input type="text"/>	<input type="text"/>	<input type="text"/>	<input type="text"/>	<input type="text"/>	<input type="text"/>	<input type="text"/>
c) voćnjaci	<input type="text"/>	<input type="text"/>	<input type="text"/>	<input type="text"/>	<input type="text"/>	<input type="text"/>	<input type="text"/>	<input type="text"/>	<input type="text"/>	<input type="text"/>
d) rasadnici	<input type="text"/>	<input type="text"/>	<input type="text"/>	<input type="text"/>	<input type="text"/>	<input type="text"/>	<input type="text"/>	<input type="text"/>	<input type="text"/>	<input type="text"/>
e) livade i pašnjaci	<input type="text"/>	<input type="text"/>	<input type="text"/>	<input type="text"/>	<input type="text"/>	<input type="text"/>	<input type="text"/>	<input type="text"/>	<input type="text"/>	<input type="text"/>
2. Polj. neobrađeno	<input type="text"/>	<input type="text"/>	<input type="text"/>	<input type="text"/>	<input type="text"/>	<input type="text"/>	<input type="text"/>	<input type="text"/>	<input type="text"/>	<input type="text"/>
3. Šumsko zemljište	<input type="text"/>	<input type="text"/>	<input type="text"/>	<input type="text"/>	<input type="text"/>	<input type="text"/>	<input type="text"/>	<input type="text"/>	<input type="text"/>	<input type="text"/>
4. Neplodno zemljište	<input type="text"/>	<input type="text"/>	<input type="text"/>	<input type="text"/>	<input type="text"/>	<input type="text"/>	<input type="text"/>	<input type="text"/>	<input type="text"/>	<input type="text"/>
5. Ukupno raspoloživo	<input type="text"/>	<input type="text"/>	<input type="text"/>	<input type="text"/>	<input type="text"/>	<input type="text"/>	<input type="text"/>	<input type="text"/>	<input type="text"/>	<input type="text"/>

Jednako pit 15

17. BROJ ODVOJENIH DIJELOVA KORIŠĆENOG POLJOPRIVREDNOG ZEMLJIŠTA (odnosi se na pitanje 10.)

(odnosi se na ukupno korišćeno poljoprivredno zemljište)

--	--

18. POVRŠINA NA KOJOJ SE GAJE PEČURKE (01.06.2009. – 31.05.2010.)

U tunelima, podrumima ili specijalno namijenjenim objektima

m²

--	--	--	--

19. POVRĆE, JAGODE, CVIJEĆE I UKRASNO BILJE (01.06.2009. – 31.05.2010.)

	Na otvorenom (uključujući tople leje i niske tunele)		U zaštićenom prostoru	
	ha	m ²	ha	m ²
	1		2	
1. Paradajz.....	<input type="text"/>	<input type="text"/>	<input type="text"/>	<input type="text"/>
2. Paprika	<input type="text"/>	<input type="text"/>	<input type="text"/>	<input type="text"/>
3. Krastavac.....	<input type="text"/>	<input type="text"/>	<input type="text"/>	<input type="text"/>
4. Grašak za svježe zrno	<input type="text"/>	<input type="text"/>	<input type="text"/>	<input type="text"/>
5. Pasulj za suvo zrno	<input type="text"/>	<input type="text"/>	<input type="text"/>	<input type="text"/>
6. Crni luk.....	<input type="text"/>	<input type="text"/>	<input type="text"/>	<input type="text"/>
7. Bijeli luk.....	<input type="text"/>	<input type="text"/>	<input type="text"/>	<input type="text"/>
8. Šargarepa	<input type="text"/>	<input type="text"/>	<input type="text"/>	<input type="text"/>
9. Kupus	<input type="text"/>	<input type="text"/>	<input type="text"/>	<input type="text"/>
10. Lubenica	<input type="text"/>	<input type="text"/>	<input type="text"/>	<input type="text"/>
11. Dinja	<input type="text"/>	<input type="text"/>	<input type="text"/>	<input type="text"/>
12. Ostalo povrće (blitva, kelj i dr.)	<input type="text"/>	<input type="text"/>	<input type="text"/>	<input type="text"/>
13. Jagode	<input type="text"/>	<input type="text"/>	<input type="text"/>	<input type="text"/>
14. POVRĆE UKUPNO (1-13)	<input type="text"/>	<input type="text"/>	<input type="text"/>	<input type="text"/>
	Jednako pit. 5.21+5.22		Jednako pit. 5.23	
15. CVIJEĆE I UKRASNO BILJE	<input type="text"/>	<input type="text"/>	<input type="text"/>	<input type="text"/>
	Jednako pit. 5.24		Jednako pit.5. 25	
16. PROIZVODNJA SJEMENA I RASADA (za tržište)	<input type="text"/>	<input type="text"/>	<input type="text"/>	<input type="text"/>
	19.16.1 + 19.16.2 = 5.26			

20. MEĐUUSJEVI, PODUSJEVI I DOPUNSKI USJEVI ORANICA I BAŠTA (01.06.2009. – 31.05.2010.)

	ha	m ²
1. Pasulj.....	<input type="text"/>	<input type="text"/>
2. Krompir	<input type="text"/>	<input type="text"/>
3. Lucerka.....	<input type="text"/>	<input type="text"/>
4. Djetelina.....	<input type="text"/>	<input type="text"/>
5. Kukuruz	<input type="text"/>	<input type="text"/>
6. Kupus	<input type="text"/>	<input type="text"/>
7. Ostale kupusnjače	<input type="text"/>	<input type="text"/>
8. Salata.....	<input type="text"/>	<input type="text"/>
9. Blitva	<input type="text"/>	<input type="text"/>
10. Kornišoni	<input type="text"/>	<input type="text"/>
11. Ostali usjevi	<input type="text"/>	<input type="text"/>

21. NAVODNJAVANE POVRŠINE (01.06.2009. – 31.05.2010.)

(za kolone 1 i 2 u kućice upisati redni broj ispred ponuđenog modaliteta)

Isključuju se površine pod staklenicima, plastenicima i okućnicama

	Najčešći izvor za navodnjavanje: 1.podzemne vode (bunar, pumpa) 2.površinske vode na gazdinstvu (bistijerna) 3. površinske vode (potok, rijeka, jezero) 4.ostali (vodovod)	Najčešći način navodnjavanja 1. površinski 2. prskanjem 3. sistem kap po kap	Površina navodnjavana u zadnjih 12 mjeseci	
			ha	m ²
	1	2	3	
1. Žita (isključujući kukuruz)	<input type="checkbox"/>	<input type="checkbox"/>	<input type="checkbox"/>	<input type="checkbox"/>
2. Kukuruz	<input type="checkbox"/>	<input type="checkbox"/>	<input type="checkbox"/>	<input type="checkbox"/>
3. Industrijske kulture	<input type="checkbox"/>	<input type="checkbox"/>	<input type="checkbox"/>	<input type="checkbox"/>
4. Povrće, lubenice i jagode	<input type="checkbox"/>	<input type="checkbox"/>	<input type="checkbox"/>	<input type="checkbox"/>
5. Krompir	<input type="checkbox"/>	<input type="checkbox"/>	<input type="checkbox"/>	<input type="checkbox"/>
6. Vinogradi	<input type="checkbox"/>	<input type="checkbox"/>	<input type="checkbox"/>	<input type="checkbox"/>
7. Citrusi	<input type="checkbox"/>	<input type="checkbox"/>	<input type="checkbox"/>	<input type="checkbox"/>
8. Maslinjaci	<input type="checkbox"/>	<input type="checkbox"/>	<input type="checkbox"/>	<input type="checkbox"/>
9. Voćnaci (bez citrusa i maslina)	<input type="checkbox"/>	<input type="checkbox"/>	<input type="checkbox"/>	<input type="checkbox"/>
10. Višegodišnje livade i pašnjaci	<input type="checkbox"/>	<input type="checkbox"/>	<input type="checkbox"/>	<input type="checkbox"/>
11. Ostalo	<input type="checkbox"/>	<input type="checkbox"/>	<input type="checkbox"/>	<input type="checkbox"/>
12. Ukupna navodnjavana površina (1-10)			<input type="checkbox"/>	<input type="checkbox"/>
13. Količina vode utrošena za navodnjavanje u period od 01.06.2009. – 31.05.2010. (m ³)			<input type="checkbox"/>	<input type="checkbox"/>
14. Površina koja je opredijeljena za navodnjavanje (sistem za navodnjavanje)			<input type="checkbox"/>	<input type="checkbox"/>
15. Prosječna površina navodnjavanja u protekle tri godine			<input type="checkbox"/>	<input type="checkbox"/>

22. UPOTREBA SREDSTAVA ZA ISHRANU BILJAKA (01.06.2009. – 31.05.2010.)

1. Površina tretirana mineralnim đubrivom	ha	m ²
2. Površina tretirana organskim đubrivom u čvrstom stanju	<input type="checkbox"/>	<input type="checkbox"/>
3. Površina tretirana organskim đubrivom u tečnom stanju	<input type="checkbox"/>	<input type="checkbox"/>
4. Utrošene količine mineralnog đubriva	t	kg
5. Utrošene količine organskog đubriva	<input type="checkbox"/>	<input type="checkbox"/>
6. Procenat ukupno proizvedenog čvrstog stajnjaka na gazdinstvu poslovnog subjekta koji je isporučen sa gazdinstva		%
7. Procenat ukupno proizvedenog tečnog stajnjaka na gazdinstvu poslovnog subjekta koji je isporučen sa gazdinstva (prodat ili uklonjen sa gazdinstva radi direktne upotrebe)		%

23. UPOTREBA SREDSTAVA ZA ZAŠTITU BILJA (01.06.2009. – 31.05.2010.)

1. Površina tretirana herbicidima (sencor, glifosal i dr.)	ha	m ²
2. Površina tretirana fungicidima (ridomil, cineb i dr.)	<input type="checkbox"/>	<input type="checkbox"/>
3. Površina tretirana insekticidima (confidor, actara i dr.)	<input type="checkbox"/>	<input type="checkbox"/>
4. Površina tretirana ostalim sredstvima za zaštitu bilja (rodenticidi, moluskocidi i dr.)	<input type="checkbox"/>	<input type="checkbox"/>
5. Površina tretirana sredstvima za zaštitu u organskoj proizvodnji (biopesticidi)	<input type="checkbox"/>	<input type="checkbox"/>

24. KORIŠĆENI METOD ORANJA NA OBRADIVOM ZEMLJIŠTU (01.06.2009. – 31.05.2010.)

1. Tradicionalna obrada (oranje)	ha	m ²
2. Konzervativna obrada	<input type="checkbox"/>	<input type="checkbox"/>
3. Bez obrade	<input type="checkbox"/>	<input type="checkbox"/>

25. STOKA PO VRSTAMA I KATEGORIJAMA (31.05.2010.)

	Ukupan broj (31.05.2010.)	Od toga nije u vlasništvu (31.05.2010.)	Broj stoke na ispaši na zajedničkom zemljištu (katun, komun) (01.06.2009. – 31.05.2010.)
	1	2	3
1. KONJI, UKUPNO	<input type="text"/>	<input type="text"/>	<input type="text"/>
2. MAGARCI, MAZGE I MULE, UKUPNO	<input type="text"/>	<input type="text"/>	<input type="text"/>
3. Goveda do 1 godine Muška grla	<input type="text"/>	<input type="text"/>	<input type="text"/>
4. Ženska grla	<input type="text"/>	<input type="text"/>	<input type="text"/>
5. Goveda od 1 do 2 godine Muška grla	<input type="text"/>	<input type="text"/>	<input type="text"/>
6. Ženska grla za tov	<input type="text"/>	<input type="text"/>	<input type="text"/>
7. Ženska grla za priplod	<input type="text"/>	<input type="text"/>	<input type="text"/>
8. Goveda preko 2 godine Junice	<input type="text"/>	<input type="text"/>	<input type="text"/>
9. Steone junice	<input type="text"/>	<input type="text"/>	<input type="text"/>
10. Krave za mužu	<input type="text"/>	<input type="text"/>	<input type="text"/>
11. Ostale krave	<input type="text"/>	<input type="text"/>	<input type="text"/>
12. Bikovi i volovi	<input type="text"/>	<input type="text"/>	<input type="text"/>
13. GOVEDA, UKUPNO (3 do 12)	<input type="text"/>	<input type="text"/>	<input type="text"/>
14. Jagnjad i šilježad (do 1 godine)	<input type="text"/>	<input type="text"/>	<input type="text"/>
15. Ovce za mužu	<input type="text"/>	<input type="text"/>	<input type="text"/>
16. Druge ovce za priplod	<input type="text"/>	<input type="text"/>	<input type="text"/>
17. Ovnovi i jalove ovce	<input type="text"/>	<input type="text"/>	<input type="text"/>
18. OVCE, UKUPNO (14 do 17)	<input type="text"/>	<input type="text"/>	<input type="text"/>
19. Jarad	<input type="text"/>	<input type="text"/>	<input type="text"/>
20. Koze za mužu	<input type="text"/>	<input type="text"/>	<input type="text"/>
21. Druge koze za priplod	<input type="text"/>	<input type="text"/>	<input type="text"/>
22. Jarčevi i jalove koze	<input type="text"/>	<input type="text"/>	<input type="text"/>
23. KOZE, UKUPNO (19 do 22)	<input type="text"/>	<input type="text"/>	<input type="text"/>
24. Prasad do 19 kg	<input type="text"/>	<input type="text"/>	<input type="text"/>
25. Svinje od 20-49 kg	<input type="text"/>	<input type="text"/>	<input type="text"/>
26. Svinje za tov od 50-79 kg	<input type="text"/>	<input type="text"/>	<input type="text"/>
27. Svinje za tov od 80-110 kg	<input type="text"/>	<input type="text"/>	<input type="text"/>
28. Svinje za tov preko 110 kg	<input type="text"/>	<input type="text"/>	<input type="text"/>
29. Suprasne nazimice	<input type="text"/>	<input type="text"/>	<input type="text"/>
30. Suprasne krmače	<input type="text"/>	<input type="text"/>	<input type="text"/>
31. Ostale krmače	<input type="text"/>	<input type="text"/>	<input type="text"/>
32. Nerasti	<input type="text"/>	<input type="text"/>	<input type="text"/>
33. SVINJE, UKUPNO (24 do 32)	<input type="text"/>	<input type="text"/>	<input type="text"/>
34. Tovljena pilad-brojleri	<input type="text"/>	<input type="text"/>	<input type="text"/>
35. Kokoške nosilje (uključeni plići i pjetlovi)	<input type="text"/>	<input type="text"/>	<input type="text"/>
36. Guske	<input type="text"/>	<input type="text"/>	<input type="text"/>
37. Čurke	<input type="text"/>	<input type="text"/>	<input type="text"/>
38. Ostala živina (pepelice, fazani, biserke, golubovi)	<input type="text"/>	<input type="text"/>	<input type="text"/>
39. ŽIVINA UKUPNO (34 do 38)	<input type="text"/>	<input type="text"/>	<input type="text"/>
40. BROJ KOŠNICA PČELA	<input type="text"/>	<input type="text"/>	<input type="text"/>
41. ZEČEVI – ženska grla za rasplod	<input type="text"/>	<input type="text"/>	<input type="text"/>
42. BROJ DANA NA ZAJEDNIČKOM ZEMLJIŠTU (katuni, komun)			<input type="text"/>
43. BROJ DANA ISPAŠE NA VLASTITOM ILI ZAKUPLJENOM ZEMLJIŠTU			<input type="text"/>

26. TIPOVI (SISTEMI) STOČARSKE PROIZVODNJE (01.06.2009. – 31.05.2010.)

Da li imate:

- | | | | |
|----|--|----|----|
| | | da | ne |
| 1. | Polunomadski način gajenja stoke..... | 1 | 0 |
| 2. | Stacionirani sistem gajenja stoka..... | 1 | 0 |

27. GAZDINSTVA ZA IDENTIFIKACIJU I REGISTRACIJU (31.05.2010)

- | | | | |
|----|--|----------------------|----------------------|
| | | da | ne |
| | Da li je gazdinstvo registrovano u sistemu za identifikaciju i registraciju..... | 1 | 0 |
| 1. | Uzgoj krupne stoke (registarski broj) | <input type="text"/> | <input type="text"/> |
| 2. | Uzgoj sitne stoke (registarski broj)..... | <input type="text"/> | <input type="text"/> |

28. OBJEKTI ZA SMJEŠTAJ STOKE I ŽIVINE (31. 05. 2010.)

Objekti za smještaj stoke i živine (isključivo od čvrstog materijala)	Ukupan broj	Od toga sa starošću do 20 godina	Ukupna površina m ²
	1	2	3
1. Objekti za smještaj goveda sa podnom rešetkom	<input type="text"/>	<input type="text"/>	<input type="text"/>
2. Objekti za smještaj goveda – drugi (bez podne rešetke)	<input type="text"/>	<input type="text"/>	<input type="text"/>
3. Objekti za smještaj sitne stoke (koze, ovce)	<input type="text"/>	<input type="text"/>	<input type="text"/>
4. Objekti za smještaj svinja sa podnom rešetkom	<input type="text"/>	<input type="text"/>	<input type="text"/>
5. Objekti za smještaj svinja – drugi (bez podne rešetke)	<input type="text"/>	<input type="text"/>	<input type="text"/>
6. Živinarnici sa sistemom uzgoja kokošaka nosilja u kavezu	<input type="text"/>	<input type="text"/>	<input type="text"/>
7. Živinarnici sa podnim sistemom uzgoja kokošaka	<input type="text"/>	<input type="text"/>	<input type="text"/>
8. Živinarnici za proizvodnju tovnih pilića	<input type="text"/>	<input type="text"/>	<input type="text"/>
9. Višenamjenski objekti	<input type="text"/>	<input type="text"/>	<input type="text"/>

29. OBJEKTI ZA SMJEŠTAJ ORGANSKOG ĐUBRIVA (31. 05. 2010.)

	Površina/zapremina	Nadkriven	
		da	ne
	1	2	3
1. Objekti za smještaj čvrstog đubriva (m ²)	<input type="text"/>	1	0
2. Objekti za smještaj tečnog đubriva (m ³)	<input type="text"/>	1	0

30. OSTALI OBJEKTI POSLOVNOG SUBJEKTA (31. 05. 2010.)

	Ukupan broj	Od toga sa starošću do 20 godina	Ukupna površina m ²
	1	2	3
1. Objekti za smještaj poljoprivrednih proizvoda	<input type="text"/>	<input type="text"/>	<input type="text"/>
2. Objekti za smještaj ostalih proizvoda	<input type="text"/>	<input type="text"/>	<input type="text"/>
3. Objekti za smještaj poljoprivrednih mašina i opreme	<input type="text"/>	<input type="text"/>	<input type="text"/>
4. Ribnjaci	<input type="text"/>	<input type="text"/>	<input type="text"/>
5. Staklenici	<input type="text"/>	<input type="text"/>	<input type="text"/>
6. Plastenici	<input type="text"/>	<input type="text"/>	<input type="text"/>
7. Objekti u kojima se proizvode pečurke	<input type="text"/>	<input type="text"/>	<input type="text"/>

31. ORGANSKA POLJOPRIVREDA (31. 05. 2010.)

- | | | | | | |
|----|--|----------------------|----|----------------------|----------------|
| 1. | Sertifikovana površina zemljišta za organsku proizvodnju | <input type="text"/> | ha | <input type="text"/> | m ² |
| | | da | | | ne |
| 2. | Sertifikovana organska proizvodnja u stočarstvu | 1 | | 0 | |
| | | ha | | m ² | |
| 3. | Površina zemljišta u prelaznom periodu (u pripremi) | <input type="text"/> | | <input type="text"/> | |

32. POLJOPRIVREDNE USLUGE (u periodu od 3 godine)

Da li koristiti:	da	ne
1. Usluge savjetodavne službe (stručni savjeti o kvalitetnom obavljanju proizvodnje).....	1	0
2. Usluge u proizvodnji bilja (obrada tla, đubrenje, tretman zaštitnim sredstvima)	1	0
3. Usluge u stočarskoj proizvodnji (ispaša, prihranjivanje)	1	0
4. Usluge udruženja proizvođača (prodaja stočne hrane, nabavka mehanizacije).....	1	0
5. Usluge bankarskog sektora (korisnici poljoprivrednih kredita)	1	0
6. Premije u stočarstvu (direktna plaćanja)	1	0
7. Premije u biljnoj proizvodnji (direktna plaćanja)	1	0
8. Podršku investicijama u poljoprivredi kroz mjere ruralnog razvoja (poljoprivredna oprema i mehanizacija, investicija u stočarstvu, podizanje višegodišnjih zasada, izgradnja i opremanje zaštićenih prostora, mjere poboljšanja kvaliteta zemljišta uključeno i navodnjavanje, prerada, čuvanje i pakovanje biljnih i životinjskih proizvoda)	1	0
9. Podršku (subvencije) za organsku poljoprivredu	1	0
10. Podršku (subvencije) za korišćenje planinskih pašnjaka	1	0

33. POLJOPRIVREDNA MEHANIZACIJA I OPREMA POSLOVNOG SUBJEKTA (31. 05. 2010.)

	Vlastita (broj)	Stara do 10god	Od 11-20 god	Koristite li mašine u zajedničkom vlasništvu		Broj mašina u zajedničkom vlasništvu na gazdinstvu na dan popisa
				da	ne	
	1	2	3	4		5
1. Jednoosovinski traktori	<input type="text"/> <input type="text"/>	<input type="text"/>	<input type="text"/>	<input type="text"/>	<input type="text"/>	<input type="text"/> <input type="text"/>
2. Dvoosovinski traktori	<input type="text"/> <input type="text"/>	<input type="text"/>	<input type="text"/>	<input type="text"/>	<input type="text"/>	<input type="text"/> <input type="text"/>
Od toga:						
a) od 30-do 40 kw (od 38 do 54kS)	<input type="text"/> <input type="text"/>	<input type="text"/>	<input type="text"/>	<input type="text"/>	<input type="text"/>	<input type="text"/> <input type="text"/>
b) od 41-60 kw (od 55-82 kS)	<input type="text"/> <input type="text"/>	<input type="text"/>	<input type="text"/>	<input type="text"/>	<input type="text"/>	<input type="text"/> <input type="text"/>
c) od 61-80 kw (od 83-109 kS)	<input type="text"/> <input type="text"/>	<input type="text"/>	<input type="text"/>	<input type="text"/>	<input type="text"/>	<input type="text"/> <input type="text"/>
d) od 81-100 (od 110-136 kS)	<input type="text"/> <input type="text"/>	<input type="text"/>	<input type="text"/>	<input type="text"/>	<input type="text"/>	<input type="text"/> <input type="text"/>
e) preko101 (preko 137 kS)	<input type="text"/> <input type="text"/>	<input type="text"/>	<input type="text"/>	<input type="text"/>	<input type="text"/>	<input type="text"/> <input type="text"/>
3. Kombajni (žitni i silokombajni)	<input type="text"/> <input type="text"/>	<input type="text"/>	<input type="text"/>	<input type="text"/>	<input type="text"/>	<input type="text"/> <input type="text"/>
4. Kamioni	<input type="text"/> <input type="text"/>	<input type="text"/>	<input type="text"/>	<input type="text"/>	<input type="text"/>	<input type="text"/> <input type="text"/>
5. Travokosačice	<input type="text"/> <input type="text"/>	<input type="text"/>	<input type="text"/>	<input type="text"/>	<input type="text"/>	<input type="text"/> <input type="text"/>
a) traktorske	<input type="text"/> <input type="text"/>	<input type="text"/>	<input type="text"/>	<input type="text"/>	<input type="text"/>	<input type="text"/> <input type="text"/>
b) samohodne	<input type="text"/> <input type="text"/>	<input type="text"/>	<input type="text"/>	<input type="text"/>	<input type="text"/>	<input type="text"/> <input type="text"/>
6. Prese za baliranje sijena	<input type="text"/> <input type="text"/>	<input type="text"/>	<input type="text"/>	<input type="text"/>	<input type="text"/>	<input type="text"/> <input type="text"/>
7. Mašine za sjetvu i sadnju	<input type="text"/> <input type="text"/>	<input type="text"/>	<input type="text"/>	<input type="text"/>	<input type="text"/>	<input type="text"/> <input type="text"/>
8. Druge mašine	<input type="text"/> <input type="text"/>	<input type="text"/>	<input type="text"/>	<input type="text"/>	<input type="text"/>	<input type="text"/> <input type="text"/>
9. Oprema za navodnjavanje (pumpe)	<input type="text"/> <input type="text"/>	<input type="text"/>	<input type="text"/>	<input type="text"/>	<input type="text"/>	<input type="text"/> <input type="text"/>
10. Mašina za mužu	<input type="text"/> <input type="text"/>	<input type="text"/>	<input type="text"/>	<input type="text"/>	<input type="text"/>	<input type="text"/> <input type="text"/>
11. Muljača za grožđe	<input type="text"/> <input type="text"/>	<input type="text"/>	<input type="text"/>	<input type="text"/>	<input type="text"/>	<input type="text"/> <input type="text"/>
12. Ostala oprema	<input type="text"/> <input type="text"/>	<input type="text"/>	<input type="text"/>	<input type="text"/>	<input type="text"/>	<input type="text"/> <input type="text"/>
13. Traktorske prikolice	<input type="text"/> <input type="text"/>	<input type="text"/>	<input type="text"/>	<input type="text"/>	<input type="text"/>	<input type="text"/> <input type="text"/>

34. POVRŠINA RIBNJAKA POSLOVNOG SUBJEKTA (31. 05. 2010.)

Odgovoriti na pitanje ukoliko postoji podatak na pitanju 30.4

	Za uzgoj slatkododne ribe			Za uzgoj morske ribe		
	površina		kapacitet	površina		kapacitet
	1	2	3	4	5	6
	ha	m ²	m ³	ha	m ²	m ³
1 Ribnjak	<input type="text"/>	<input type="text"/>	<input type="text"/>	<input type="text"/>	<input type="text"/>	<input type="text"/>

35. EVIDENCIJA PRIHODA I RASHODA (31. 05. 2010.)

	da	ne
1 Da li vodite evidenciju prihoda i rashoda.....	1	0
2 Korišćenje personalnog računara za potrebe poslovnog subjekta	1	0

36. KORIŠĆENJE PROIZVEDENIH POLJOPRIVREDNIH PROIZVODA NA GAZDINSTVU POSLOVNOG SUBJEKTA (01.06.2009. – 31.05.2010.)

da ne

Da li gazdinstvo poslovnog subjekta koristi proizvedene poljoprivredne proizvode za sopstvene potrebe 1 0

Ako je odgovor „da” odgovoriti na pitanja od 36.1 do 36.3

	da	ne
1. Da li gazdinstvo koristi za sopstvene potrebe više od 50% vrijednosti proizvoda dobijenih na gazdinstvu	1	0
2. Koliko % proizvedenog mesa koristi za sopstvene potrebe	<input type="text"/>	%
3. Koliko % proizvedenog mlijeka koristi za sopstvene potrebe	<input type="text"/>	%

37. PRODAJA PROIZVEDENIH PROIZVODA (u % po prodajnim mjestima) (01.06.2009. – 31.05.2010.)

	Direktna prodaja potrošaču		Prodaja drugim farmama u %	Prodaja preduzećima u %	Prodaja prodavnicama u %	Prodaja zadrugama u %
	na gazdinstvu poslovnog subjekta u %	van gazdinstva poslovnog subjekta (pijaca i dr.) u %				
	1	2				
1. Biljne proizvode (žita, povrće, voće, masline, cvijeće i ukrasno bilje, krmnu hranu i dr.)	<input type="text"/>	<input type="text"/>	<input type="text"/>	<input type="text"/>	<input type="text"/>	<input type="text"/>
2. Stočne proizvode (živu stoku, mlijeko, i dr.)	<input type="text"/>	<input type="text"/>	<input type="text"/>	<input type="text"/>	<input type="text"/>	<input type="text"/>
3. Prerađene proizvode (vino, ulje i druge) proizvodi biljaka, sir, drugi životinjski proizvodi	<input type="text"/>	<input type="text"/>	<input type="text"/>	<input type="text"/>	<input type="text"/>	<input type="text"/>
4. Šumske proizvode	<input type="text"/>	<input type="text"/>	<input type="text"/>	<input type="text"/>	<input type="text"/>	<input type="text"/>

38. PRETEŽNA DJELATNOST POSLOVNOG SUBJEKTA

Da li je pretežna djelatnost gazdinstva poslovnog subjekta:

	da	ne
1. Uzgoj usjeva i nasada	1	0
2. Uzgoj životinja	1	0
3. Uzgoj usjeva i životinja	1	0
4. Poljoprivredne usluge	1	0
5. Lov i uzgoj divljači	1	0
6. Gajenje i korišćenje šuma	1	0
7. Ulov i uzgoj ribe	1	0

TABELA 39 i 40 POPUNJIVAJU ISKLJUČIVO PREDUZETNICI

39. RADNA SNAGA NA GAZDINSTVU PREDUZETNIKA (01.06.2009. – 31.05.2010.) Tabela se popunjava unoseći u kućice broj ponudjenog modaliteta											
Redni broj lica	Odnos prema nosiocu gazdinstva 1. nosilac 2. suprug/a 3. sin/kći 4. otac/majka 5. brat/sestra 6. ostali srodnici 7. redovno zaposleni nesrodnici	Pol: 1. muški 2. ženski	Navršene godine starosti: (31.05.2010.)	Rad na gazdinstvu i druge povezane korisne (profitabilne) aktivnosti			Rad na drugim korisnim aktivnostima koje nisu direktno povezane sa gazdinstvom 1. DA, radi više nego na gazdinstvu 2. DA, radi manje nego na gazdinstvu 3. Ne radi druge djelatnosti	Poljoprivreda je licu (uključujući preradu sopstvenih proizvoda od grožđa i maslina) ne uključujući rad na kućnim poslovima: 1. jedina aktivnost 2. glavna aktivnost 3. dopunska aktivnost 4. povremena	Status lica: 1. poljoprivrednik 2. poljoprivredni osiguranik 3. zaposlen van gazdinstva 4. nezaposlen 5. domaćica 6. dijete, učenik, student 7. penzioner 8. poljoprivredni penzioner 9. korisnik staračke nadoknade 10. ribar fizičko lice		
				vrijeme potrošeno isključivo za poljoprivredne aktivnosti (uključujući preradu sopstvenih proizvoda od grožđa i maslina) ne uključujući rad na kućnim poslovima	vrijeme potrošeno za druge aktivnosti na gazdinstvu (šumarstvo, ribarstvo, lov, prerada polj. proiz. voda, usluge učinjene za druge van gazdinstva) ne uključujući rad na kućnim poslovima	prosjeran broj radnih dana u referentnom periodu				prosjeran broj radnih dana u referentnom periodu	prosjeran broj radnih dana u tim danima
1	2	3	4	5	6	7	8	9	10	11	12
1.	1										
2.											
3.											
4.											
5.											
6.											
7.											
8.											
9.											
10.											
11.											
12.											
13.											
14.											
15.											
Ostali članovi gazdinstva koji rade											
Ostali stalno zaposleni (nesrodnici)											
40. POVREMENO I SEZONSKI ANGAŽOVANA LICA KOJA NIJESU ČLANOVI GAZDINSTVA PREDUZETNIKA (01.06.2009. – 31.05.2010.)											
Sezonski i povremeno angažovana lica				Zaposleni po ugovoru				Zaposleni po ugovoru			
ukupno angažovanih				ukupno angažovanih				ukupno angažovanih			
1				2				3			
Muškarci								4			
Žene											
Ukupno (1+2)											

TABELE 41 I 42. POPUNJAVAJU ISKLJUČIVO POLJOPRIVREDNE ORGANIZACIJE (PREDUZETA I ZADRUGE) I JEDINICE U SASTAVU NEPOLJOPRIVREDNIH ORGANIZACIJA KOJE OBAVLJAJU POLJOPRIVREDNU DJELATNOST
41. RADNA SNAGA, ŠKOLSKA SPREMA, UZRAST I POL STALNO ZAPOSLENIH (01.06.2009. – 31.05.2010.)

Školska sprema	Ukupno po uzrastu	Uzrast i pol											
		manje od 25		25-34		35-44		45-54		55-64		65 i više	
		ukupno	žene	ukupno	žene	ukupno	žene	ukupno	žene	ukupno	žene	ukupno	žene
1. Ukupno	1	2	3	4	5	6	7	8	9	10	11	12	13
2. Bez obrazovanja													
3. Nezavršeno osnovno obrazovanje													
4. Osnovno obrazovanje													
5. 3 godine srednje poljoprivredno obrazovanje													
6. 3 godine drugo srednje obrazovanje													
7. 4 godine srednje poljoprivredno obrazova													
8. 4 godine drugo srednje obrazovanje													
9. Više ili visoko poljoprivredno obrazovanje													
10. Više ili visoko drugo obrazovanje													
11. Magistri, doktori (poljoprivrede)													
12. Magistri, doktori (drugo)													

42. ZAPOSLENI PREMA ČASOVIMA RADA (01.06.2009. – 31.05.2010.)

	Stalno zaposleni na gazdinstvu poslovnog subjekta na poljoprivrednim i povezanim aktivnostima	Sezonski i povremeno angažovana lica			Zaposleni po ugovoru	
		ukupno angažovanih (jednako pitanju 41.1 kol. 1)	ukupno angažovanih	ukupno angažovanih	ukupno angažovanih	ukupno angažovanih
1. Muškarci	1	2	3	4	5	6
2. Žene						
3. Ukupno (1+2)						

43. PODACI O NOSIOCU I/ ILI MENADŽERU POSLOVNOG SUBJEKTA

Nosilac gazdinstva predstavlja lice koje je ekonomski odgovorno za rad poslovnog subjekta i na čije ime poslovni subjekat funkcioniše. Menadžer je fizičko lice koje je odgovorno za uobičajeno svakodnevno upravljanje	Odnos prema nosiocu: 1. vlasnik 2. supružnik 3. član rodbine 4. stalno zaposleno lice 5. drugo lice	Pol: 1. muški 2. ženski	Navršene godine starosti (31.05.2010.)	Školska sprema: 1. bez obrazovanja 2. osnovno obrazovanje 3. srednje obrazovanje 4. više ili visoko 5. magistratura, doktorat	Stečeno poljoprivredno znanje: 1. praktično iskustvo 2. kursevi, seminari, obuke 3. ima poljoprivredno obrazovanje (najmanje tri godine) 4. kursevi o poljoprivredi u toku prethodnih 12 mjeseci	Radno vrijeme na gazdinstvu pravnog lica potrošeno isključivo za poljoprivredne aktivnosti (uključujući preradu sopstvenih proizvoda od grožđa i maslina)	
						broj radnih dana u referentnom periodu	prosječan broj radnih sati u tim danima
1. Nosilac	1	2	3	4	5	6	7
2. Menadžer							

44. POTROŠNJA ENERGENATA (01.06.2009. – 31.05.2010.)

	Vrsta energenta	Da	Ne	Ukupna potrošnja	Dio potrošnje na gazdinstvu za obavljanje poljoprivredne djelatnosti						
		1	2		3	4	5	6	7		
1.	Ugalj, tona	1	0					< 25 %	25 – 50 %	51 – 75 %	> 75 %
2.	Mazut, kilograma	1	0					< 25 %	25 – 50 %	51 – 75 %	> 75 %
3.	Benzin, litara	1	0					< 25 %	25 – 50 %	51 – 75 %	> 75 %
4.	Nafta, litara	1	0					< 25 %	25 – 50 %	51 – 75 %	> 75 %
5.	Lož ulje, litara	1	0					< 25 %	25 – 50 %	51 – 75 %	> 75 %
6.	Ogrijevno drvo, m ³	1	0					< 25 %	25 – 50 %	51 – 75 %	> 75 %
7.	El. energija, kwh	1	0					< 25 %	25 – 50 %	51 – 75 %	> 75 %
8.	Drugo	1	0					< 25 %	25 – 50 %	51 – 75 %	> 75 %

45. DRUGE KORISNE AKTIVNOSTI (01.06.2009. – 31.05.2010.)

I Aktivnosti vezane za gazdinstvo:

Na gazdinstvu:		da	ne			da	ne
1.	Turizam i smještaj	1	0	7.	Uzgoj vodenih kultura (ribe, mekušci, Ljuskari i vodene biljke)	1	0
2.	Domaća radinost	1	0	Van gazdinstva:			
3.	Sakupljanje:			8.	Usluge rada sa sopstvenim poljoprivrednim mašinama		
	a) šumskih plodova	1	0		a) za poljoprivredu	1	0
	b) aromatičnog i ljekovitog bilja	1	0		b) za šumarstvo	1	0
	c) pečuraka	1	0		c) druge usluge	1	0
4.	Sječa šume:			I/1. Koliko je ukupno učešće gore navedenih aktivnosti (1-8) u ukupnoj vrijednosti proizvodnje gazdinstva			
	a) za svoje potrebe	1	0	<input type="text"/> <input type="text"/> <input type="text"/> %			
	b) za prodaju	1	0	9.	Pakovanje sopstvenih proizvoda biljnog porijekla	1	0
	c) rezanje drva (primarna prerada-izrada daske)	1	0	10.	Pakovanje sopstvenih proizvoda životinjskog porijekla	1	0
5.	Prerada proizvoda biljnog porijekla na gazdinstvu:			II Aktivnosti nevezane za gazdinstvo:			
	a) sopstvenih proizvoda	1	0	11.	Na gazdinstvu: Komercijalne djelatnosti (frizer, osiguravajuće društvo, prodavnica i dr.)	1	0
	b) otkupljenih proizvoda	1	0	12.	Van gazdinstva: Ostale djelatnosti (rad u računovodstvu, učitelj i dr.)	1	0
	c) sopstvenih i otkupljenih proizvoda	1	0				

46. OČUVANJE ZEMLJIŠTA (01.06.2009. – 31.05.2010.)

(pokrivenost oranica i bašta u toku zime)

	ha	m ²
1. Ozimi usjevi (npr. ozima pšenica)	<input type="text"/> <input type="text"/>	<input type="text"/> <input type="text"/> <input type="text"/> <input type="text"/>
2. Zaštitni usjevi	<input type="text"/> <input type="text"/>	<input type="text"/> <input type="text"/> <input type="text"/> <input type="text"/>
3. Biljni ostaci (slama ili strnjika)	<input type="text"/> <input type="text"/>	<input type="text"/> <input type="text"/> <input type="text"/> <input type="text"/>
4. Zemljište bez pokrivača	<input type="text"/> <input type="text"/>	<input type="text"/> <input type="text"/> <input type="text"/> <input type="text"/>

47. OGRADE I ŽIVICE (01.06.2009. – 31.05.2010.)

	Održavanje u posljednje 3 godine		Formiranje u posljednje 3 godine	
	1		2	
	da	ne	da	ne
1. Žive ograde	1	0	1	0
2. Drvoredi	1	0	1	0
3. Kameni zidovi	1	0	1	0

48. DA LI POSJEDUJETE KOTLARU

da	ne
1	0

49. DA LI KORISTITE OPREMU ZA PROIZVODNJU OBNOVLJIVE ENERGIJE

(bilo koji izvor energije, voda, vjetar, sunce, biomasa)

da	ne
1	0

Kraj popisivanja

<input type="text"/> <input type="text"/>	<input type="text"/> <input type="text"/>
čas	minuta

 Ime i prezime osobe
 koja je popunila
 upitnik

MP

 Upravnik/
 rukovodilac



81000 Podgorica, IV Proleterske 2
www.monstat.org



AGRICULTURAL CENSUS 2010

CHECK LIST

MUNICIPALITY

name

--	--	--	--	--

SETTLEMENT

name

ORDINAL NUMBER OF ENUMERATION AREA IN
MUNICIPALITY

--	--	--

Data on the enumerator

Name

Surname

Address

Data on the municipality instructor

Name

Surname

Address

As enumerator I confirm accuracy of census
material

date

signature

As municipality enumerator I confirm accuracy
of census material

date

signature

LOWER LIMIT FOR COVERAGE OF FAMILY AGRICULTURAL HOLDING

Family agricultural holding is a holding using 1,000 m² of agricultural land or less than 1,000 m² and possesses: 1 cow and 1 calf or 1 cow and 1 heifer or 1 cow and 2 adult small stock heads or 5 adult sheep or goats or 3 adult pigs or 4 adult heads of sheep, goats or pigs together or 50 heads of adult poultry or 20 beehives.

Also, households with agricultural production and which do not fulfil the above mentioned conditions for agricultural holding, if agricultural production is the only source of incomes for those households. Households not fulfilling the above mentioned conditions, but they cultivate mushrooms in buildings specially erected for growing mushrooms.

RESULTS FOR ENUMERATION AREA

Table 1 – Number of households and holdings

Number of households (column 4)	Number of family agricultural holdings (column 25)	Of which households under the limit for agricultural holding with agriculture as the only source of income (column 24)
1	2	3

Table 2 – Land and livestock

Land						Livestock, poultry and beehives					
Total in available land (column 5)		Total used agricultural land (column 6)		Total agricultural unutilised land (column 7)		Bovine animals (column 10)	sheep (column 14)	goats (column 16)	pigs (column 18)	poultry (column 20)	beehives (column 21)
ha	m ²	ha	m ²	ha	m ²						
1		2		3		4	5	6	7	8	9

Data on the state instructor

Name _____

Surname _____

Address _____

As state instructor I confirm accuracy of census material

Date

Signature

LIST OF ENUMERATION UNITS AND RESULTS

How much do you have

How much available land do you own (own, taken in tenuer – given in tenure)

How much do you have

Ordinal number	Name of the holder of the household	Address of holder of the household (street name and number and name of municipality)	Ordinal number of the household in enumeration area	How much available land do you own (own, taken in tenuer – given in tenure)					Do you cultivate mushrooms		Bovine animals				Sheep		Goats		Pigs		poultry	beehives	24		
				Total ha m ²	How much of agricultural land you utilise ha m ²	How much of agricultural land you do not utilise ha m ²	How much forest land you have? ha m ²	How much infertile land do you have? ha m ²	Yes	No	Total bovine animals	From that cows	From that heifers	From that calves	Total sheep	From that adult sheep	Total goats	From that adult goats	Total pigs	From that adult pigs					
1			4	5	6	7	8	9	10	11	12	13	14	15	16	17	18	19	20	21	22	23	24		
1																									
2																									
3																									
4																									
5																									
6																									
7																									
8																									
9																									
0																									
1																									
2																									
3																									
4																									
5																									
6																									
7																									
8																									
9																									
0																									
1																									
2																									
3																									
4																									
5																									
6																									
7																									
8																									
9																									
0																									
Total of the page																									



AGRICULTURAL CENSUS 2010

Law on Conducting of Agricultural Census 2010
(Official Gazette of Montenegro 54/09, 14/10)

QUESTIONNAIRE FOR FAMILY AGRICULTURE HOLDINGS

Date of enumeration 2010 Start of enumeration
Day Month hour min

1. IDENTIFICATION DATA

(municipality)

(enumeration area)

(Ordinal number of holdings in enumeration
area– column 25 in Check list)

2. IDENTIFICATION DATA OF AGRICULTURE HOLDER

a) _____
(SURNAME, NAME OF ONE PARENT AND NAME OF PERSON WHO IS AGRICULTURE HOLDER)

ID NO

b) ADDRESS

Municipality _____

SETTLEMENT (place) _____

STREET AND NUMBER _____

PHONE _____

3. DATA ON HOLDING SEAT

MUNICIPALITY _____

SETTLEMENT (place) _____

THE DATA COLLECTED IN THE CENSUS WILL BE USED FOR STATISTICAL PURPOSES WITH THE AIM OF EXPLORING
POSSIBILITIES FOR AGRICULTURAL PRODUCTION DEVELOPMENT AND IMPROVEMENT OF LIVING CONDITIONS OF
POPULATION ENGAGED IN AGRICULTURE IN MONTENEGRO.
PLEASE LISTEN CAREFULLY ALL QUESTIONS BECAUSE YOU ARE OBLIGED TO GIVE CORRECT ANSWERS.

4. TOTAL AVAILABLE LAND (31 May 2010)

1. OWN LAND (total own agricultural land, forest land and infertile land)
2. LAND TAKEN IN TENURE (land taken in tenure, agricultural, forest land infertile land)
3. LAND GIVEN IN TENURE (total given in tenure agricultural, forest land and infertile land)
 - a) FROM THAT JUST AGRICULTURAL TAKEN IN TENURE
4. TOTAL AVAILABLE LAND (4.1+4.2 - 4.3)

h	m ²
<input type="text"/>	<input type="text"/>
<input type="text"/>	<input type="text"/>
<input type="text"/>	<input type="text"/>
<input type="text"/>	<input type="text"/>
<input type="text"/>	<input type="text"/>

5. USED AGRICULTURAL AREAS WHERE PRODUCTS FOR ALIMENTATION OF FAMILY MEMBERS ARE CULTIVATED (1 June 2009 – 31 May 2010)

1. Vegetables.....
2. Potato.....
3. Fruits
4. Grape vine
5. TOTAL (1+2+3+4).....

	m ²
<input type="text"/>	<input type="text"/>
<input type="text"/>	<input type="text"/>
<input type="text"/>	<input type="text"/>
<input type="text"/>	<input type="text"/>
<input type="text"/>	<input type="text"/>

6. AREAS OF USED ARABLE LANDS (1 June 2009 – 31 May 2010)

- | | ha | m ² | | ha | m ² |
|--|----------------------|----------------------|--|----------------------|------------------------|
| 1. Wheat (for grain) | <input type="text"/> | <input type="text"/> | 20. Other green fodder | <input type="text"/> | <input type="text"/> |
| 2. Maize (for grain) | <input type="text"/> | <input type="text"/> | (fodder peas, sorghum) | | |
| 3. Barley (for grain) | <input type="text"/> | <input type="text"/> | 21. Vegetables in open field for | <input type="text"/> | <input type="text"/> |
| 4. Ray (for grain) | <input type="text"/> | <input type="text"/> | processing - low (not accessible) protective covers | | |
| 5. Oats (for grain) | <input type="text"/> | <input type="text"/> | 22. Vegetable planted in open field | <input type="text"/> | <input type="text"/> |
| 6. Buckwheat | <input type="text"/> | <input type="text"/> | for fresh use - low (not accessible) protective covers | | |
| 7. Other cereals for grain
(millet, triticale etc.) | <input type="text"/> | <input type="text"/> | 23. Vegetable under accessible | <input type="text"/> | <input type="text"/> |
| 8. Tobacco | <input type="text"/> | <input type="text"/> | protective covers | | |
| 9. Aromatic and medicinal plants
(lavender, chamomile etc) | <input type="text"/> | <input type="text"/> | 24. Flowers and ornamental plants | <input type="text"/> | <input type="text"/> |
| 10. Other industrial crops
(oil rape, sunflower, soya etc.) | <input type="text"/> | <input type="text"/> | in open field (excluding nurseries) | | |
| 11. Potato early | <input type="text"/> | <input type="text"/> | 25. Flowers and ornamental plants | <input type="text"/> | <input type="text"/> |
| 12. Potato late | <input type="text"/> | <input type="text"/> | in sheltered area (excluding nurseries) | | |
| 13. Potato seed | <input type="text"/> | <input type="text"/> | 26. Production of seeds and | <input type="text"/> | <input type="text"/> |
| 14. Fodder beet | <input type="text"/> | <input type="text"/> | nurseries (excluding cereals, potato, | | |
| 15. Other root plants and
cabbage plants for forage | <input type="text"/> | <input type="text"/> | leguminous etc. for market) | | |
| 16. Lucerne | <input type="text"/> | <input type="text"/> | 27. Other plants in arable lands | <input type="text"/> | <input type="text"/> |
| 17. Clover | <input type="text"/> | <input type="text"/> | 28. Fallow land and other | <input type="text"/> | <input type="text"/> |
| 18. Grass mixture | <input type="text"/> | <input type="text"/> | non seeded arable land | | |
| 19. Green maize | <input type="text"/> | <input type="text"/> | 29. Total area of | <input type="text"/> | <input type="text"/> |
| | | | utilized arable lands (1-28) | <input type="text"/> | <input type="text"/> |
| | | | 30. Fill in portion of arable area out | <input type="text"/> | <input type="text"/> |
| | | | of planned crop rotation | | <input type="text"/> % |

7. VINEYARDS (31 May 2010)

	Number of grape vine in kitchen garden		Area in kitchen garden	Number of grape vine in plantation		Total area of plantation	
	total	of productive age	m ²	total	of productive age	ha	m ²
	1	2	3	4	5	6	
1. Grape varieties for production of wine with controlled geographic origin (quality, high-quality and predicate)	<input type="text"/>	<input type="text"/>	<input type="text"/>	<input type="text"/>	<input type="text"/>	<input type="text"/>	<input type="text"/>
2. Other wines (table wines)	<input type="text"/>	<input type="text"/>	<input type="text"/>	<input type="text"/>	<input type="text"/>	<input type="text"/>	<input type="text"/>
3. Table grapes	<input type="text"/>	<input type="text"/>	<input type="text"/>	<input type="text"/>	<input type="text"/>	<input type="text"/>	<input type="text"/>
4. Total under grapevine (1+2+3)			<input type="text"/>	(equals to question 5.4)		<input type="text"/>	<input type="text"/>

8. ORCHARDS (31 May 2010)

	Number of trees in kitchen garden/garden		Number of extensive trees		Number of plantation trees		Total area of plantations	
	total	of productive age	total	of productive age	total	of productive age	ha	m ²
	1	2	3	4	5	6	7	
1. Apple	<input type="text"/>	<input type="text"/>	<input type="text"/>	<input type="text"/>	<input type="text"/>	<input type="text"/>	<input type="text"/>	<input type="text"/>
2. Pear	<input type="text"/>	<input type="text"/>	<input type="text"/>	<input type="text"/>	<input type="text"/>	<input type="text"/>	<input type="text"/>	<input type="text"/>
3. Quince	<input type="text"/>	<input type="text"/>	<input type="text"/>	<input type="text"/>	<input type="text"/>	<input type="text"/>	<input type="text"/>	<input type="text"/>
4. Plum	<input type="text"/>	<input type="text"/>	<input type="text"/>	<input type="text"/>	<input type="text"/>	<input type="text"/>	<input type="text"/>	<input type="text"/>
5. Sour cherry	<input type="text"/>	<input type="text"/>	<input type="text"/>	<input type="text"/>	<input type="text"/>	<input type="text"/>	<input type="text"/>	<input type="text"/>
6. Cherry	<input type="text"/>	<input type="text"/>	<input type="text"/>	<input type="text"/>	<input type="text"/>	<input type="text"/>	<input type="text"/>	<input type="text"/>
7. Peach	<input type="text"/>	<input type="text"/>	<input type="text"/>	<input type="text"/>	<input type="text"/>	<input type="text"/>	<input type="text"/>	<input type="text"/>
8. Apricot	<input type="text"/>	<input type="text"/>	<input type="text"/>	<input type="text"/>	<input type="text"/>	<input type="text"/>	<input type="text"/>	<input type="text"/>
9. Walnut	<input type="text"/>	<input type="text"/>	<input type="text"/>	<input type="text"/>	<input type="text"/>	<input type="text"/>	<input type="text"/>	<input type="text"/>
10. Almond	<input type="text"/>	<input type="text"/>	<input type="text"/>	<input type="text"/>	<input type="text"/>	<input type="text"/>	<input type="text"/>	<input type="text"/>
11. Fig	<input type="text"/>	<input type="text"/>	<input type="text"/>	<input type="text"/>	<input type="text"/>	<input type="text"/>	<input type="text"/>	<input type="text"/>
12. Pomegranate	<input type="text"/>	<input type="text"/>	<input type="text"/>	<input type="text"/>	<input type="text"/>	<input type="text"/>	<input type="text"/>	<input type="text"/>
13. Kiwi/aktinidia	<input type="text"/>	<input type="text"/>	<input type="text"/>	<input type="text"/>	<input type="text"/>	<input type="text"/>	<input type="text"/>	<input type="text"/>
14. Raspberry							<input type="text"/>	<input type="text"/>
15. Blackberry							<input type="text"/>	<input type="text"/>
16. Cranberry, blueberry							<input type="text"/>	<input type="text"/>
17. Other fruit (persimmon, jujube, etc.)	<input type="text"/>	<input type="text"/>	<input type="text"/>	<input type="text"/>	<input type="text"/>	<input type="text"/>	<input type="text"/>	<input type="text"/>
18. Total under fruit (1-17)	<input type="text"/>	<input type="text"/>	<input type="text"/>	<input type="text"/>	<input type="text"/>	<input type="text"/>	<input type="text"/>	<input type="text"/>
19. Total area of extensive orchards (fill in only if area in not registered as meadow)							<input type="text"/>	<input type="text"/>
20. Olives for oil	<input type="text"/>	<input type="text"/>	<input type="text"/>	<input type="text"/>	<input type="text"/>	<input type="text"/>	<input type="text"/>	<input type="text"/>
21. Table olives	<input type="text"/>	<input type="text"/>	<input type="text"/>	<input type="text"/>	<input type="text"/>	<input type="text"/>	<input type="text"/>	<input type="text"/>
22. Total under olives	<input type="text"/>	<input type="text"/>	<input type="text"/>	<input type="text"/>	<input type="text"/>	<input type="text"/>	<input type="text"/>	<input type="text"/>
Trees (20-21)								
23. Total area of extensive olive trees (fill in only if area in not registered as meadow or other)							<input type="text"/>	<input type="text"/>
24. Orange	<input type="text"/>	<input type="text"/>	<input type="text"/>	<input type="text"/>	<input type="text"/>	<input type="text"/>	<input type="text"/>	<input type="text"/>
25. Mandarin	<input type="text"/>	<input type="text"/>	<input type="text"/>	<input type="text"/>	<input type="text"/>	<input type="text"/>	<input type="text"/>	<input type="text"/>
26. Lemon	<input type="text"/>	<input type="text"/>	<input type="text"/>	<input type="text"/>	<input type="text"/>	<input type="text"/>	<input type="text"/>	<input type="text"/>
27. Other citrus	<input type="text"/>	<input type="text"/>	<input type="text"/>	<input type="text"/>	<input type="text"/>	<input type="text"/>	<input type="text"/>	<input type="text"/>
28. Total under citrus (24-27)	<input type="text"/>	<input type="text"/>	<input type="text"/>	<input type="text"/>	<input type="text"/>	<input type="text"/>	<input type="text"/>	<input type="text"/>
29. Total area of extensive citrus fruit (fill in only if area in not registered as meadow or other)							<input type="text"/>	<input type="text"/>

9. TREE NURSERY (fruit dibble, grape vine truncheon, decorative plants and forest trees) (31 May 2010)

	h	m ²
1. Fruit tree and berries nurseries	<input type="text"/>	<input type="text"/>
2. Vine root-stock	<input type="text"/>	<input type="text"/>
3. Ornamental nurseries	<input type="text"/>	<input type="text"/>
4. Forest nurseries	<input type="text"/>	<input type="text"/>
5. TOTAL AREA (1+2+3+4)	<input type="text"/>	<input type="text"/>

10. PERMANENT MEADOWS AND PASTURE (31 May 2010)

	Only for grazing		Only mowed		For grazing and mowed	
	1	2	3	4	5	6
	h	m ²	h	m ²	h	m ²
1. Once utilised	<input type="text"/>	<input type="text"/>	<input type="text"/>	<input type="text"/>	<input type="text"/>	<input type="text"/>
2. More than once utilised	<input type="text"/>	<input type="text"/>	<input type="text"/>	<input type="text"/>	<input type="text"/>	<input type="text"/>
3. TOTAL	<input type="text"/>	<input type="text"/>	<input type="text"/>	<input type="text"/>	<input type="text"/>	<input type="text"/>

11. TOTAL UTILIZED AGRICULTURAL LAND²⁷kol

(5.5. + 6.29. + 7.4.col.6 + 8.18.kol.7 + 8.19 + 8.22kol.7 + 8.23+ 8.28col.7 + 8.29 + 9.5 + 10.3.kol.1 + 10.3.kol.2 + 10.3kol.3)

ha	m ²
<input type="text"/>	<input type="text"/>

11. a Of which **agricultural land taken in tenure**

<input type="text"/>	<input type="text"/>
----------------------	----------------------

12. OTHER UNUTILIZED AGRICULTURAL LAND (31 May 2010)

(land not cultivated for economic, social reason, not including fallow land)

<input type="text"/>	<input type="text"/>
----------------------	----------------------

12. a) Of which unutilized pastures and meadows

<input type="text"/>	<input type="text"/>
----------------------	----------------------

13. UNCULTIVATED AGRICULTURAL LAND OVERGROWING (31 May 2010)

(land which is no longer farmed, partly covered with trees and bushes, but not belonging yet to forest category)

<input type="text"/>	<input type="text"/>
----------------------	----------------------

14. FOREST LAND (31 May 2010)

<input type="text"/>	<input type="text"/>
----------------------	----------------------

15. INFERTILE LAND (31 May 2010)

(Land occupied by buildings, farmyards, tracks, ponds, reeds, etc.)

<input type="text"/>	<input type="text"/>
----------------------	----------------------

16. TOTAL AVAILABLE LAND 31 May 2010 (11+12+13+14+15) = question 4.4.

<input type="text"/>	<input type="text"/>
----------------------	----------------------

17. LOCATION OF LAND ON HOLDING

	Municipality		Municipality		Municipality		Municipality		Total area (total of all municipalities)	
	Settlement		Settlement		Settlement		Settlement			
	1	2	3	4	5	6	7	8	9	10
	ha	m ²	h	m ²	h	m ²	h	m ²	h	m ²
1. Utilized agri. land	<input type="text"/>	<input type="text"/>	<input type="text"/>	<input type="text"/>	<input type="text"/>	<input type="text"/>	<input type="text"/>	<input type="text"/>	<input type="text"/>	<input type="text"/>
a) Kitchen gardens	<input type="text"/>	<input type="text"/>	<input type="text"/>	<input type="text"/>	<input type="text"/>	<input type="text"/>	<input type="text"/>	<input type="text"/>	<input type="text"/>	<input type="text"/>
b) Arable land	<input type="text"/>	<input type="text"/>	<input type="text"/>	<input type="text"/>	<input type="text"/>	<input type="text"/>	<input type="text"/>	<input type="text"/>	<input type="text"/>	<input type="text"/>
c) Vineyards	<input type="text"/>	<input type="text"/>	<input type="text"/>	<input type="text"/>	<input type="text"/>	<input type="text"/>	<input type="text"/>	<input type="text"/>	<input type="text"/>	<input type="text"/>
d) Orchards	<input type="text"/>	<input type="text"/>	<input type="text"/>	<input type="text"/>	<input type="text"/>	<input type="text"/>	<input type="text"/>	<input type="text"/>	<input type="text"/>	<input type="text"/>
e) Nurseries	<input type="text"/>	<input type="text"/>	<input type="text"/>	<input type="text"/>	<input type="text"/>	<input type="text"/>	<input type="text"/>	<input type="text"/>	<input type="text"/>	<input type="text"/>
f) Meadows and pastures	<input type="text"/>	<input type="text"/>	<input type="text"/>	<input type="text"/>	<input type="text"/>	<input type="text"/>	<input type="text"/>	<input type="text"/>	<input type="text"/>	<input type="text"/>
2. Uncultivated	<input type="text"/>	<input type="text"/>	<input type="text"/>	<input type="text"/>	<input type="text"/>	<input type="text"/>	<input type="text"/>	<input type="text"/>	<input type="text"/>	<input type="text"/>
3. Forest land	<input type="text"/>	<input type="text"/>	<input type="text"/>	<input type="text"/>	<input type="text"/>	<input type="text"/>	<input type="text"/>	<input type="text"/>	<input type="text"/>	<input type="text"/>
4. Infertile land	<input type="text"/>	<input type="text"/>	<input type="text"/>	<input type="text"/>	<input type="text"/>	<input type="text"/>	<input type="text"/>	<input type="text"/>	<input type="text"/>	<input type="text"/>
5. Total available	<input type="text"/>	<input type="text"/>	<input type="text"/>	<input type="text"/>	<input type="text"/>	<input type="text"/>	<input type="text"/>	<input type="text"/>	<input type="text"/>	<input type="text"/>

Equal to quest 16

18. NUMBER OF SEPARATED PARTS OF UTILIZED AGRICULTURAL LAND (related to question 11)

(refers to the total utilized agricultural land)

--	--

19. AREA UNDER MUSHROOMS (1 June 2009 – 31 May 2010)

In tunnels, cellars or buildings with special purpose

m²

--	--	--	--

**20. VEGETABLES, STRAWBERRIES, FLOWERS AND ORNAMENTAL PLANTS
(1 June 2009 – 31 May 2010)**

	Kitchen garden	In open includes warm borders and low tunnels		Protective cover																	
	m ²	ha	m ²	ha	m ²																
	1	2		3																	
1. Tomato	<table border="1"><tr><td> </td><td> </td><td> </td><td> </td></tr></table>					<table border="1"><tr><td> </td><td> </td></tr></table>			<table border="1"><tr><td> </td><td> </td><td> </td><td> </td></tr></table>					<table border="1"><tr><td> </td><td> </td></tr></table>			<table border="1"><tr><td> </td><td> </td><td> </td><td> </td></tr></table>				
2. Pepper	<table border="1"><tr><td> </td><td> </td><td> </td><td> </td></tr></table>					<table border="1"><tr><td> </td><td> </td></tr></table>			<table border="1"><tr><td> </td><td> </td><td> </td><td> </td></tr></table>					<table border="1"><tr><td> </td><td> </td></tr></table>			<table border="1"><tr><td> </td><td> </td><td> </td><td> </td></tr></table>				
3. Cucumber	<table border="1"><tr><td> </td><td> </td><td> </td><td> </td></tr></table>					<table border="1"><tr><td> </td><td> </td></tr></table>			<table border="1"><tr><td> </td><td> </td><td> </td><td> </td></tr></table>					<table border="1"><tr><td> </td><td> </td></tr></table>			<table border="1"><tr><td> </td><td> </td><td> </td><td> </td></tr></table>				
4. Peas for fresh grain	<table border="1"><tr><td> </td><td> </td><td> </td><td> </td></tr></table>					<table border="1"><tr><td> </td><td> </td></tr></table>			<table border="1"><tr><td> </td><td> </td><td> </td><td> </td></tr></table>					<table border="1"><tr><td> </td><td> </td></tr></table>			<table border="1"><tr><td> </td><td> </td><td> </td><td> </td></tr></table>				
5. Bean for dry grain	<table border="1"><tr><td> </td><td> </td><td> </td><td> </td></tr></table>					<table border="1"><tr><td> </td><td> </td></tr></table>			<table border="1"><tr><td> </td><td> </td><td> </td><td> </td></tr></table>					<table border="1"><tr><td> </td><td> </td></tr></table>			<table border="1"><tr><td> </td><td> </td><td> </td><td> </td></tr></table>				
6. Onion	<table border="1"><tr><td> </td><td> </td><td> </td><td> </td></tr></table>					<table border="1"><tr><td> </td><td> </td></tr></table>			<table border="1"><tr><td> </td><td> </td><td> </td><td> </td></tr></table>					<table border="1"><tr><td> </td><td> </td></tr></table>			<table border="1"><tr><td> </td><td> </td><td> </td><td> </td></tr></table>				
7. Garlic	<table border="1"><tr><td> </td><td> </td><td> </td><td> </td></tr></table>					<table border="1"><tr><td> </td><td> </td></tr></table>			<table border="1"><tr><td> </td><td> </td><td> </td><td> </td></tr></table>					<table border="1"><tr><td> </td><td> </td></tr></table>			<table border="1"><tr><td> </td><td> </td><td> </td><td> </td></tr></table>				
8. Carrot	<table border="1"><tr><td> </td><td> </td><td> </td><td> </td></tr></table>					<table border="1"><tr><td> </td><td> </td></tr></table>			<table border="1"><tr><td> </td><td> </td><td> </td><td> </td></tr></table>					<table border="1"><tr><td> </td><td> </td></tr></table>			<table border="1"><tr><td> </td><td> </td><td> </td><td> </td></tr></table>				
9. Cabbage	<table border="1"><tr><td> </td><td> </td><td> </td><td> </td></tr></table>					<table border="1"><tr><td> </td><td> </td></tr></table>			<table border="1"><tr><td> </td><td> </td><td> </td><td> </td></tr></table>					<table border="1"><tr><td> </td><td> </td></tr></table>			<table border="1"><tr><td> </td><td> </td><td> </td><td> </td></tr></table>				
10. Watermelon	<table border="1"><tr><td> </td><td> </td><td> </td><td> </td></tr></table>					<table border="1"><tr><td> </td><td> </td></tr></table>			<table border="1"><tr><td> </td><td> </td><td> </td><td> </td></tr></table>					<table border="1"><tr><td> </td><td> </td></tr></table>			<table border="1"><tr><td> </td><td> </td><td> </td><td> </td></tr></table>				
11. Melon	<table border="1"><tr><td> </td><td> </td><td> </td><td> </td></tr></table>					<table border="1"><tr><td> </td><td> </td></tr></table>			<table border="1"><tr><td> </td><td> </td><td> </td><td> </td></tr></table>					<table border="1"><tr><td> </td><td> </td></tr></table>			<table border="1"><tr><td> </td><td> </td><td> </td><td> </td></tr></table>				
12. Other vegetable	<table border="1"><tr><td> </td><td> </td><td> </td><td> </td></tr></table>					<table border="1"><tr><td> </td><td> </td></tr></table>			<table border="1"><tr><td> </td><td> </td><td> </td><td> </td></tr></table>					<table border="1"><tr><td> </td><td> </td></tr></table>			<table border="1"><tr><td> </td><td> </td><td> </td><td> </td></tr></table>				
13. Strawberry	<table border="1"><tr><td> </td><td> </td><td> </td><td> </td></tr></table>					<table border="1"><tr><td> </td><td> </td></tr></table>			<table border="1"><tr><td> </td><td> </td><td> </td><td> </td></tr></table>					<table border="1"><tr><td> </td><td> </td></tr></table>			<table border="1"><tr><td> </td><td> </td><td> </td><td> </td></tr></table>				
14. VEGETABLE TOTAL (1-13)	<table border="1"><tr><td> </td><td> </td><td> </td><td> </td></tr></table>					<table border="1"><tr><td> </td><td> </td></tr></table>			<table border="1"><tr><td> </td><td> </td><td> </td><td> </td></tr></table>					<table border="1"><tr><td> </td><td> </td></tr></table>			<table border="1"><tr><td> </td><td> </td><td> </td><td> </td></tr></table>				
	Equal to quest. 5.1	Equal to quest 6.21+6.22	Equal to quest 6.23																		
15. FLOWERS AND ORNAMENTAL PLANT		<table border="1"><tr><td> </td><td> </td></tr></table>			<table border="1"><tr><td> </td><td> </td><td> </td><td> </td></tr></table>					<table border="1"><tr><td> </td><td> </td></tr></table>			<table border="1"><tr><td> </td><td> </td><td> </td><td> </td></tr></table>								
		Equal to quest 6.24	Equal to quest 6. 25																		
16. SEED AND SEEDLINGS PRODUCTION (for market)		<table border="1"><tr><td> </td><td> </td></tr></table>			<table border="1"><tr><td> </td><td> </td><td> </td><td> </td></tr></table>					<table border="1"><tr><td> </td><td> </td></tr></table>			<table border="1"><tr><td> </td><td> </td><td> </td><td> </td></tr></table>								
		20.16.2 + 20.16.3 = 6.26																			

21. MIXED CROPPING, ASSOCIATED, AND SUCCESSIVE CROPS AND GARDEN (1 June 2009 – 31 May 2010)

	ha	m ²						
1. Bean	<table border="1"><tr><td> </td><td> </td></tr></table>			<table border="1"><tr><td> </td><td> </td><td> </td><td> </td></tr></table>				
2. Potato	<table border="1"><tr><td> </td><td> </td></tr></table>			<table border="1"><tr><td> </td><td> </td><td> </td><td> </td></tr></table>				
3. Lucerne	<table border="1"><tr><td> </td><td> </td></tr></table>			<table border="1"><tr><td> </td><td> </td><td> </td><td> </td></tr></table>				
4. Clover	<table border="1"><tr><td> </td><td> </td></tr></table>			<table border="1"><tr><td> </td><td> </td><td> </td><td> </td></tr></table>				
5. Maize	<table border="1"><tr><td> </td><td> </td></tr></table>			<table border="1"><tr><td> </td><td> </td><td> </td><td> </td></tr></table>				
6. Cabbage	<table border="1"><tr><td> </td><td> </td></tr></table>			<table border="1"><tr><td> </td><td> </td><td> </td><td> </td></tr></table>				
7. Other cabbage sorts	<table border="1"><tr><td> </td><td> </td></tr></table>			<table border="1"><tr><td> </td><td> </td><td> </td><td> </td></tr></table>				
8. Salad	<table border="1"><tr><td> </td><td> </td></tr></table>			<table border="1"><tr><td> </td><td> </td><td> </td><td> </td></tr></table>				
9. Swiss chard	<table border="1"><tr><td> </td><td> </td></tr></table>			<table border="1"><tr><td> </td><td> </td><td> </td><td> </td></tr></table>				
10. Pickles	<table border="1"><tr><td> </td><td> </td></tr></table>			<table border="1"><tr><td> </td><td> </td><td> </td><td> </td></tr></table>				
11. Other crops	<table border="1"><tr><td> </td><td> </td></tr></table>			<table border="1"><tr><td> </td><td> </td><td> </td><td> </td></tr></table>				

22. IRRIGATED AREAS (1 June 2009 – 31 May 2010)

(please, enter an ordinal number in the boxes after the offered modalities for columns 1 and 2)

There are excluded areas in glass houses, greenhouses and kitchen gardens

	The most often used irrigation methods: 1.underground water (well, pump) 2.surface water in the holding (rain water reservoir) 3. surface water (stream, river, lake) 4.other (public water system)	The most often used irrigation methods 1. surface 2. sprinkler 3. drop	Area irrigated in the last 12 months	
			ha	m ²
			1	2
1. Cereals (excluding maize)	<input type="checkbox"/>	<input type="checkbox"/>	<input type="checkbox"/> <input type="checkbox"/>	<input type="checkbox"/> <input type="checkbox"/> <input type="checkbox"/> <input type="checkbox"/>
2. Maize	<input type="checkbox"/>	<input type="checkbox"/>	<input type="checkbox"/> <input type="checkbox"/>	<input type="checkbox"/> <input type="checkbox"/> <input type="checkbox"/> <input type="checkbox"/>
3. Industrial plants	<input type="checkbox"/>	<input type="checkbox"/>	<input type="checkbox"/> <input type="checkbox"/>	<input type="checkbox"/> <input type="checkbox"/> <input type="checkbox"/> <input type="checkbox"/>
4. Vegetables, melons and strawberries	<input type="checkbox"/>	<input type="checkbox"/>	<input type="checkbox"/> <input type="checkbox"/>	<input type="checkbox"/> <input type="checkbox"/> <input type="checkbox"/> <input type="checkbox"/>
5. Potato	<input type="checkbox"/>	<input type="checkbox"/>	<input type="checkbox"/> <input type="checkbox"/>	<input type="checkbox"/> <input type="checkbox"/> <input type="checkbox"/> <input type="checkbox"/>
6. Vineyards	<input type="checkbox"/>	<input type="checkbox"/>	<input type="checkbox"/> <input type="checkbox"/>	<input type="checkbox"/> <input type="checkbox"/> <input type="checkbox"/> <input type="checkbox"/>
7. Citrus	<input type="checkbox"/>	<input type="checkbox"/>	<input type="checkbox"/> <input type="checkbox"/>	<input type="checkbox"/> <input type="checkbox"/> <input type="checkbox"/> <input type="checkbox"/>
8. Olive trees	<input type="checkbox"/>	<input type="checkbox"/>	<input type="checkbox"/> <input type="checkbox"/>	<input type="checkbox"/> <input type="checkbox"/> <input type="checkbox"/> <input type="checkbox"/>
9. Orchards (excluding citrus and olive trees)	<input type="checkbox"/>	<input type="checkbox"/>	<input type="checkbox"/> <input type="checkbox"/>	<input type="checkbox"/> <input type="checkbox"/> <input type="checkbox"/> <input type="checkbox"/>
10. Perennial meadows and pastures	<input type="checkbox"/>	<input type="checkbox"/>	<input type="checkbox"/> <input type="checkbox"/>	<input type="checkbox"/> <input type="checkbox"/> <input type="checkbox"/> <input type="checkbox"/>
11. Other	<input type="checkbox"/>	<input type="checkbox"/>	<input type="checkbox"/> <input type="checkbox"/>	<input type="checkbox"/> <input type="checkbox"/> <input type="checkbox"/> <input type="checkbox"/>
12. Total irrigated area (1-11)			<input type="checkbox"/> <input type="checkbox"/>	<input type="checkbox"/> <input type="checkbox"/> <input type="checkbox"/> <input type="checkbox"/>
13. Quantity of water spent for irrigation purpose in the period 1 June 2009 – 31 May 2010. (m ³)			<input type="checkbox"/> <input type="checkbox"/> <input type="checkbox"/> <input type="checkbox"/>	<input type="checkbox"/> <input type="checkbox"/> <input type="checkbox"/> <input type="checkbox"/>
14. Area intended for irrigation (irrigation system)			<input type="checkbox"/> <input type="checkbox"/>	<input type="checkbox"/> <input type="checkbox"/> <input type="checkbox"/> <input type="checkbox"/>
15. Average irrigated area within three years			<input type="checkbox"/> <input type="checkbox"/>	<input type="checkbox"/> <input type="checkbox"/> <input type="checkbox"/> <input type="checkbox"/>

23. APPLICATION OF FERTILISERS (1 June 2009 – 31 May 2010)

1. Area spread with mineral fertiliser.....	<input type="checkbox"/> <input type="checkbox"/>	h	<input type="checkbox"/> <input type="checkbox"/> <input type="checkbox"/> <input type="checkbox"/>	m ²
2. Area spread with solid natural fertiliser	<input type="checkbox"/> <input type="checkbox"/>		<input type="checkbox"/> <input type="checkbox"/> <input type="checkbox"/> <input type="checkbox"/>	
3. Area spread with liquid natural fertiliser.....	<input type="checkbox"/> <input type="checkbox"/>		<input type="checkbox"/> <input type="checkbox"/> <input type="checkbox"/> <input type="checkbox"/>	
4. Quantity of applied mineral fertiliser	<input type="checkbox"/> <input type="checkbox"/>	t	<input type="checkbox"/> <input type="checkbox"/> <input type="checkbox"/> <input type="checkbox"/>	kg
5. Quantity of applied natural fertiliser	<input type="checkbox"/> <input type="checkbox"/>		<input type="checkbox"/> <input type="checkbox"/> <input type="checkbox"/> <input type="checkbox"/>	
6. Percentage of total produced solid dung at the holding of business entity delivered from the holding			<input type="checkbox"/> <input type="checkbox"/> <input type="checkbox"/> <input type="checkbox"/>	%
7. Percentage of total produced liquid manure at the holding of business entity delivered from the holding (sold or removed from the holding for purpose of direct use)			<input type="checkbox"/> <input type="checkbox"/> <input type="checkbox"/> <input type="checkbox"/>	

24. APPLICATION OF PLANT PROTECTION PRODUCTS (1 June 2009 – 31 May 2010)

1. Area treated with herbicide (sencor, glifosal, etc.)	<input type="checkbox"/> <input type="checkbox"/>	h	<input type="checkbox"/> <input type="checkbox"/> <input type="checkbox"/> <input type="checkbox"/>	m ²
2. Area treated with fungicide (ridomil, cineb, etc.)	<input type="checkbox"/> <input type="checkbox"/>		<input type="checkbox"/> <input type="checkbox"/> <input type="checkbox"/> <input type="checkbox"/>	
3. Area treated with insecticide (confidor, actara, etc.)	<input type="checkbox"/> <input type="checkbox"/>		<input type="checkbox"/> <input type="checkbox"/> <input type="checkbox"/> <input type="checkbox"/>	
4. Area treated with other pesticide (rodenticidi, moluskocidi, etc.)	<input type="checkbox"/> <input type="checkbox"/>		<input type="checkbox"/> <input type="checkbox"/> <input type="checkbox"/> <input type="checkbox"/>	
5. Area treated with pesticide used for organic production (bio-pesticide)	<input type="checkbox"/> <input type="checkbox"/>		<input type="checkbox"/> <input type="checkbox"/> <input type="checkbox"/> <input type="checkbox"/>	

25. TILLAGE METHOD USED FOR ARABLE LAND (1 June 2009 – 31 May 2010)

1. Conventional tillage (plough)	<input type="checkbox"/> <input type="checkbox"/>	h	<input type="checkbox"/> <input type="checkbox"/> <input type="checkbox"/> <input type="checkbox"/>	m ²
2. Conservation tillage	<input type="checkbox"/> <input type="checkbox"/>		<input type="checkbox"/> <input type="checkbox"/> <input type="checkbox"/> <input type="checkbox"/>	
3. Zero tillage	<input type="checkbox"/> <input type="checkbox"/>		<input type="checkbox"/> <input type="checkbox"/> <input type="checkbox"/> <input type="checkbox"/>	

26. LIVESTOCK BY TYPE AND CATEGORIES (31 May 2010)

	Total number(31 May 2010.)	From that not owned (31May 2010.)	Number of livestock grazing on common land (mountain land, common land) (1 June 2009 – 31 May 2010)
	1	2	3

1. HORSES, TOTAL	<input type="text"/>	<input type="text"/>	<input type="text"/>
2. ASSES AND MULES TOTAL, UKUPNO	<input type="text"/>	<input type="text"/>	<input type="text"/>
3. Bovine animals under 1 year old	<input type="text"/>	<input type="text"/>	<input type="text"/>
4. Male heads	<input type="text"/>	<input type="text"/>	<input type="text"/>
5. Female heads	<input type="text"/>	<input type="text"/>	<input type="text"/>
6. Bovine animals 1 but less than 2	<input type="text"/>	<input type="text"/>	<input type="text"/>
7. Male heads	<input type="text"/>	<input type="text"/>	<input type="text"/>
8. Female heads for fattening	<input type="text"/>	<input type="text"/>	<input type="text"/>
9. Female heads for breeding	<input type="text"/>	<input type="text"/>	<input type="text"/>
10. Bovine animals 2 years old and over	<input type="text"/>	<input type="text"/>	<input type="text"/>
11. Heifers	<input type="text"/>	<input type="text"/>	<input type="text"/>
12. Heifers in calf	<input type="text"/>	<input type="text"/>	<input type="text"/>
13. Dairy cows	<input type="text"/>	<input type="text"/>	<input type="text"/>
14. Other cows	<input type="text"/>	<input type="text"/>	<input type="text"/>
15. Bulls and oxen	<input type="text"/>	<input type="text"/>	<input type="text"/>
16. BOVINE ANIMALS, TOTAL (3 to 12)	<input type="text"/>	<input type="text"/>	<input type="text"/>
17. Lambs and yearlings (under 1 year)	<input type="text"/>	<input type="text"/>	<input type="text"/>
18. Ewes for milk	<input type="text"/>	<input type="text"/>	<input type="text"/>
19. Other breeding females	<input type="text"/>	<input type="text"/>	<input type="text"/>
20. Rams and sterile ewes	<input type="text"/>	<input type="text"/>	<input type="text"/>
21. SHEEP, TOTAL (14 to 17)	<input type="text"/>	<input type="text"/>	<input type="text"/>
22. Kids	<input type="text"/>	<input type="text"/>	<input type="text"/>
23. Goat for milk	<input type="text"/>	<input type="text"/>	<input type="text"/>
24. Other breeding females	<input type="text"/>	<input type="text"/>	<input type="text"/>
25. Male goats and sterile goats	<input type="text"/>	<input type="text"/>	<input type="text"/>
26. GOATS, TOTAL (19 to 22)	<input type="text"/>	<input type="text"/>	<input type="text"/>
27. Piglets under 19 kg	<input type="text"/>	<input type="text"/>	<input type="text"/>
28. Pigs 20-49 kg	<input type="text"/>	<input type="text"/>	<input type="text"/>
29. Fattening pigs with weight from 50 to 79 kg	<input type="text"/>	<input type="text"/>	<input type="text"/>
30. Fattening pigs with weight from 80 to 110 kg	<input type="text"/>	<input type="text"/>	<input type="text"/>
31. Fattening pigs with weight over 110 kg	<input type="text"/>	<input type="text"/>	<input type="text"/>
32. Sows of the first farrow	<input type="text"/>	<input type="text"/>	<input type="text"/>
33. Breeding sows	<input type="text"/>	<input type="text"/>	<input type="text"/>
34. Other sows	<input type="text"/>	<input type="text"/>	<input type="text"/>
35. Boars	<input type="text"/>	<input type="text"/>	<input type="text"/>
36. PIGS, TOTAL (24 to 32)	<input type="text"/>	<input type="text"/>	<input type="text"/>
37. Broilers	<input type="text"/>	<input type="text"/>	<input type="text"/>
38. Laying hens (included pullets and cocks)	<input type="text"/>	<input type="text"/>	<input type="text"/>
39. Geese	<input type="text"/>	<input type="text"/>	<input type="text"/>
40. Turkey	<input type="text"/>	<input type="text"/>	<input type="text"/>
41. Other poultry (quails, pheasants, guinea-fowls, pigeons)	<input type="text"/>	<input type="text"/>	<input type="text"/>
42. POULTRY TOTAL (34 to 38)	<input type="text"/>	<input type="text"/>	<input type="text"/>
43. NUMBER OF BEEHIVES	<input type="text"/>	<input type="text"/>	<input type="text"/>
44. RABBITS – breeding females	<input type="text"/>	<input type="text"/>	<input type="text"/>
45. NUMBER OF DAYS AT COMMON LAND (mountain land, common land)			<input type="text"/>
46. NUMBER OF DAYS OF GRAZING ON OWNED OR TAKEN IN TENURE LAND			<input type="text"/>

27. TYPES (SYSTEMS) OF LIVESTOCK BREEDING (1 June 2009 – 31 May 2010)

Do you practice:

- | | | |
|---|-----|----|
| | yes | no |
| 1. Semi-nomadic livestock breeding method | 1 | 0 |
| 2. Stationary system of livestock breeding..... | 1 | 0 |

28. HOLDINGS FOR IDENTIFICATION AND REGISTRATION (31 May 2010)

- | | | | | | | | | |
|---|--|----|--|--|--|--|--|--|
| | yes | no | | | | | | |
| Is the holding registered in the identification and registration system | 1 | 0 | | | | | | |
| 1. Breeding of bovine cattle (registration number) | <table border="1" style="display: inline-table; border-collapse: collapse;"> <tr> <td style="width: 20px; height: 20px;"></td> <td style="width: 20px; height: 20px;"></td> <td style="width: 20px; height: 20px;"></td> <td style="width: 20px; height: 20px;"></td> <td style="width: 20px; height: 20px;"></td> <td style="width: 20px; height: 20px;"></td> </tr> </table> | | | | | | | |
| | | | | | | | | |
| 2. Breeding of small stock (registration number) | <table border="1" style="display: inline-table; border-collapse: collapse;"> <tr> <td style="width: 20px; height: 20px;"></td> <td style="width: 20px; height: 20px;"></td> <td style="width: 20px; height: 20px;"></td> <td style="width: 20px; height: 20px;"></td> <td style="width: 20px; height: 20px;"></td> <td style="width: 20px; height: 20px;"></td> </tr> </table> | | | | | | | |
| | | | | | | | | |

29. BUILDINGS FOR LIVESTOCK AND POULTRY (31 May 2010)

Buildings for housing livestock and poultry (just form solid material)	Total number	From that up to 20 years old	Total area m ²								
	1	2	3								
1. Facilities for bovine housing with floor grid	<table border="1" style="display: inline-table; border-collapse: collapse;"><tr><td style="width: 20px; height: 20px;"></td><td style="width: 20px; height: 20px;"></td></tr></table>			<table border="1" style="display: inline-table; border-collapse: collapse;"><tr><td style="width: 20px; height: 20px;"></td><td style="width: 20px; height: 20px;"></td></tr></table>			<table border="1" style="display: inline-table; border-collapse: collapse;"><tr><td style="width: 20px; height: 20px;"></td><td style="width: 20px; height: 20px;"></td><td style="width: 20px; height: 20px;"></td><td style="width: 20px; height: 20px;"></td></tr></table>				
2. Facilities for bovine housing –other (no floor grid)	<table border="1" style="display: inline-table; border-collapse: collapse;"><tr><td style="width: 20px; height: 20px;"></td><td style="width: 20px; height: 20px;"></td></tr></table>			<table border="1" style="display: inline-table; border-collapse: collapse;"><tr><td style="width: 20px; height: 20px;"></td><td style="width: 20px; height: 20px;"></td></tr></table>			<table border="1" style="display: inline-table; border-collapse: collapse;"><tr><td style="width: 20px; height: 20px;"></td><td style="width: 20px; height: 20px;"></td><td style="width: 20px; height: 20px;"></td><td style="width: 20px; height: 20px;"></td></tr></table>				
3. Facilities for small stock housing (goats, sheep)	<table border="1" style="display: inline-table; border-collapse: collapse;"><tr><td style="width: 20px; height: 20px;"></td><td style="width: 20px; height: 20px;"></td></tr></table>			<table border="1" style="display: inline-table; border-collapse: collapse;"><tr><td style="width: 20px; height: 20px;"></td><td style="width: 20px; height: 20px;"></td></tr></table>			<table border="1" style="display: inline-table; border-collapse: collapse;"><tr><td style="width: 20px; height: 20px;"></td><td style="width: 20px; height: 20px;"></td><td style="width: 20px; height: 20px;"></td><td style="width: 20px; height: 20px;"></td></tr></table>				
4. Facilities for housing of pigs with floor grid	<table border="1" style="display: inline-table; border-collapse: collapse;"><tr><td style="width: 20px; height: 20px;"></td><td style="width: 20px; height: 20px;"></td></tr></table>			<table border="1" style="display: inline-table; border-collapse: collapse;"><tr><td style="width: 20px; height: 20px;"></td><td style="width: 20px; height: 20px;"></td></tr></table>			<table border="1" style="display: inline-table; border-collapse: collapse;"><tr><td style="width: 20px; height: 20px;"></td><td style="width: 20px; height: 20px;"></td><td style="width: 20px; height: 20px;"></td><td style="width: 20px; height: 20px;"></td></tr></table>				
5. Facilities for housing of pigs – other (no floor grid)	<table border="1" style="display: inline-table; border-collapse: collapse;"><tr><td style="width: 20px; height: 20px;"></td><td style="width: 20px; height: 20px;"></td></tr></table>			<table border="1" style="display: inline-table; border-collapse: collapse;"><tr><td style="width: 20px; height: 20px;"></td><td style="width: 20px; height: 20px;"></td></tr></table>			<table border="1" style="display: inline-table; border-collapse: collapse;"><tr><td style="width: 20px; height: 20px;"></td><td style="width: 20px; height: 20px;"></td><td style="width: 20px; height: 20px;"></td><td style="width: 20px; height: 20px;"></td></tr></table>				
6. Caged laying- hen house	<table border="1" style="display: inline-table; border-collapse: collapse;"><tr><td style="width: 20px; height: 20px;"></td><td style="width: 20px; height: 20px;"></td></tr></table>			<table border="1" style="display: inline-table; border-collapse: collapse;"><tr><td style="width: 20px; height: 20px;"></td><td style="width: 20px; height: 20px;"></td></tr></table>			<table border="1" style="display: inline-table; border-collapse: collapse;"><tr><td style="width: 20px; height: 20px;"></td><td style="width: 20px; height: 20px;"></td><td style="width: 20px; height: 20px;"></td><td style="width: 20px; height: 20px;"></td></tr></table>				
7. Poultry house with straw beds	<table border="1" style="display: inline-table; border-collapse: collapse;"><tr><td style="width: 20px; height: 20px;"></td><td style="width: 20px; height: 20px;"></td></tr></table>			<table border="1" style="display: inline-table; border-collapse: collapse;"><tr><td style="width: 20px; height: 20px;"></td><td style="width: 20px; height: 20px;"></td></tr></table>			<table border="1" style="display: inline-table; border-collapse: collapse;"><tr><td style="width: 20px; height: 20px;"></td><td style="width: 20px; height: 20px;"></td><td style="width: 20px; height: 20px;"></td><td style="width: 20px; height: 20px;"></td></tr></table>				
8. Poultry house for broilers	<table border="1" style="display: inline-table; border-collapse: collapse;"><tr><td style="width: 20px; height: 20px;"></td><td style="width: 20px; height: 20px;"></td></tr></table>			<table border="1" style="display: inline-table; border-collapse: collapse;"><tr><td style="width: 20px; height: 20px;"></td><td style="width: 20px; height: 20px;"></td></tr></table>			<table border="1" style="display: inline-table; border-collapse: collapse;"><tr><td style="width: 20px; height: 20px;"></td><td style="width: 20px; height: 20px;"></td><td style="width: 20px; height: 20px;"></td><td style="width: 20px; height: 20px;"></td></tr></table>				
9. Multi-purpose buildings	<table border="1" style="display: inline-table; border-collapse: collapse;"><tr><td style="width: 20px; height: 20px;"></td><td style="width: 20px; height: 20px;"></td></tr></table>			<table border="1" style="display: inline-table; border-collapse: collapse;"><tr><td style="width: 20px; height: 20px;"></td><td style="width: 20px; height: 20px;"></td></tr></table>			<table border="1" style="display: inline-table; border-collapse: collapse;"><tr><td style="width: 20px; height: 20px;"></td><td style="width: 20px; height: 20px;"></td><td style="width: 20px; height: 20px;"></td><td style="width: 20px; height: 20px;"></td></tr></table>				

30. STORAGE FACILITIES FOR NATURAL FERTILISERS (31 May 2010)

	Area/volume	Covered					
		yes	no				
	1	2	3				
1. Facilities for storing of solid fertilizer (m ²)	<table border="1" style="display: inline-table; border-collapse: collapse;"><tr><td style="width: 20px; height: 20px;"></td><td style="width: 20px; height: 20px;"></td><td style="width: 20px; height: 20px;"></td><td style="width: 20px; height: 20px;"></td></tr></table>					1	0
2. Facilities for storing of liquid fertilizers (m ³)	<table border="1" style="display: inline-table; border-collapse: collapse;"><tr><td style="width: 20px; height: 20px;"></td><td style="width: 20px; height: 20px;"></td><td style="width: 20px; height: 20px;"></td><td style="width: 20px; height: 20px;"></td></tr></table>					1	0

31. OTHER BUSINESS ENTITY FACILITIES (31 May 2010)

	Total number	From that up to 20 years old	Total area m ²								
	1	2	3								
1. Storage facilities for agricultural products	<table border="1" style="display: inline-table; border-collapse: collapse;"><tr><td style="width: 20px; height: 20px;"></td><td style="width: 20px; height: 20px;"></td></tr></table>			<table border="1" style="display: inline-table; border-collapse: collapse;"><tr><td style="width: 20px; height: 20px;"></td><td style="width: 20px; height: 20px;"></td></tr></table>			<table border="1" style="display: inline-table; border-collapse: collapse;"><tr><td style="width: 20px; height: 20px;"></td><td style="width: 20px; height: 20px;"></td><td style="width: 20px; height: 20px;"></td><td style="width: 20px; height: 20px;"></td></tr></table>				
2. Storage facilities for other products	<table border="1" style="display: inline-table; border-collapse: collapse;"><tr><td style="width: 20px; height: 20px;"></td><td style="width: 20px; height: 20px;"></td></tr></table>			<table border="1" style="display: inline-table; border-collapse: collapse;"><tr><td style="width: 20px; height: 20px;"></td><td style="width: 20px; height: 20px;"></td></tr></table>			<table border="1" style="display: inline-table; border-collapse: collapse;"><tr><td style="width: 20px; height: 20px;"></td><td style="width: 20px; height: 20px;"></td><td style="width: 20px; height: 20px;"></td><td style="width: 20px; height: 20px;"></td></tr></table>				
3. Storage facilities for agricultural machinery and equipment	<table border="1" style="display: inline-table; border-collapse: collapse;"><tr><td style="width: 20px; height: 20px;"></td><td style="width: 20px; height: 20px;"></td></tr></table>			<table border="1" style="display: inline-table; border-collapse: collapse;"><tr><td style="width: 20px; height: 20px;"></td><td style="width: 20px; height: 20px;"></td></tr></table>			<table border="1" style="display: inline-table; border-collapse: collapse;"><tr><td style="width: 20px; height: 20px;"></td><td style="width: 20px; height: 20px;"></td><td style="width: 20px; height: 20px;"></td><td style="width: 20px; height: 20px;"></td></tr></table>				
4. Fishponds	<table border="1" style="display: inline-table; border-collapse: collapse;"><tr><td style="width: 20px; height: 20px;"></td><td style="width: 20px; height: 20px;"></td></tr></table>			<table border="1" style="display: inline-table; border-collapse: collapse;"><tr><td style="width: 20px; height: 20px;"></td><td style="width: 20px; height: 20px;"></td></tr></table>			<table border="1" style="display: inline-table; border-collapse: collapse;"><tr><td style="width: 20px; height: 20px;"></td><td style="width: 20px; height: 20px;"></td><td style="width: 20px; height: 20px;"></td><td style="width: 20px; height: 20px;"></td></tr></table>				
5. Glasshouses (under glass)	<table border="1" style="display: inline-table; border-collapse: collapse;"><tr><td style="width: 20px; height: 20px;"></td><td style="width: 20px; height: 20px;"></td></tr></table>			<table border="1" style="display: inline-table; border-collapse: collapse;"><tr><td style="width: 20px; height: 20px;"></td><td style="width: 20px; height: 20px;"></td></tr></table>			<table border="1" style="display: inline-table; border-collapse: collapse;"><tr><td style="width: 20px; height: 20px;"></td><td style="width: 20px; height: 20px;"></td><td style="width: 20px; height: 20px;"></td><td style="width: 20px; height: 20px;"></td></tr></table>				
6. Greenhouses (plastic)	<table border="1" style="display: inline-table; border-collapse: collapse;"><tr><td style="width: 20px; height: 20px;"></td><td style="width: 20px; height: 20px;"></td></tr></table>			<table border="1" style="display: inline-table; border-collapse: collapse;"><tr><td style="width: 20px; height: 20px;"></td><td style="width: 20px; height: 20px;"></td></tr></table>			<table border="1" style="display: inline-table; border-collapse: collapse;"><tr><td style="width: 20px; height: 20px;"></td><td style="width: 20px; height: 20px;"></td><td style="width: 20px; height: 20px;"></td><td style="width: 20px; height: 20px;"></td></tr></table>				
7. Buildings for growing mushrooms	<table border="1" style="display: inline-table; border-collapse: collapse;"><tr><td style="width: 20px; height: 20px;"></td><td style="width: 20px; height: 20px;"></td></tr></table>			<table border="1" style="display: inline-table; border-collapse: collapse;"><tr><td style="width: 20px; height: 20px;"></td><td style="width: 20px; height: 20px;"></td></tr></table>			<table border="1" style="display: inline-table; border-collapse: collapse;"><tr><td style="width: 20px; height: 20px;"></td><td style="width: 20px; height: 20px;"></td><td style="width: 20px; height: 20px;"></td><td style="width: 20px; height: 20px;"></td></tr></table>				

32. ORGANIC AGRICULTURE (31 May 2010)

- | | | | | | | | | |
|---|--|----------------|--|--|--|--|--|--|
| 1. Certified area of land for organic production | <table border="1" style="display: inline-table; border-collapse: collapse;"> <tr> <td style="width: 20px; height: 20px;"></td> <td style="width: 20px; height: 20px;"></td> </tr> </table> | | | <table border="1" style="display: inline-table; border-collapse: collapse;"> <tr> <td style="width: 20px; height: 20px;"></td> <td style="width: 20px; height: 20px;"></td> <td style="width: 20px; height: 20px;"></td> <td style="width: 20px; height: 20px;"></td> </tr> </table> | | | | |
| | | | | | | | | |
| | | | | | | | | |
| | yes | no | | | | | | |
| 2. Certified organic production for animal production | 1 | 0 | | | | | | |
| | h | m ² | | | | | | |
| 3. Area of the land in the transit period (in preparation) | <table border="1" style="display: inline-table; border-collapse: collapse;"> <tr> <td style="width: 20px; height: 20px;"></td> <td style="width: 20px; height: 20px;"></td> </tr> </table> | | | <table border="1" style="display: inline-table; border-collapse: collapse;"> <tr> <td style="width: 20px; height: 20px;"></td> <td style="width: 20px; height: 20px;"></td> <td style="width: 20px; height: 20px;"></td> <td style="width: 20px; height: 20px;"></td> </tr> </table> | | | | |
| | | | | | | | | |
| | | | | | | | | |

33. AGRICULTURAL SERVICES (in 3 years period)

Do you use :	yes	no
1. Services of advisory service (professional advices on production activity of quality)	1	0
2. Services in crop production (tillage, application of nutrients, application of plant protection products)	1	0
3. Services in livestock production (grazing, feeding the cattle).....	1	0
4. Services of association of producers (sale of livestock food, purchase of machinery)	1	0
5. Bank services (users of agricultural loans)	1	0
6. Support (subsidy) for livestock production	1	0
7. Support (subsidy) for crop production	1	0
9. Support (subsidy) on investment in agriculture through rural development measures (agricultural equipment.... and machinery, investment in livestock production, growing of perennial plantations, building and furnishing of cover space, measures for improvement of land quality including irrigation, processing, storage and packing of vegetable and animal products)	1	0
10. Support (subsidy) for organic agriculture.....	1	0
11. Support (subsidy) for using of mountain pastures.....	1	0
12. Does holding use subsidy for elderly people?	1	0
13. Does holding use support (subsidy) for building of infrastructure within community.....	1	0

34. AGRICULTURAL MACHINERY AND EQUIPMENT OF BUSINESS ENTITY (31 May 2010)

	Owned (number)	Old under 10 years	From 11-20 years	Do you use machinery jointly owned		Number of machines jointly owned in the holding on the day of census
				yes	no	
	1	2	3	4		5
1. Single axle tractor	<input type="text"/>	<input type="text"/>	<input type="text"/>	1	0	<input type="text"/>
2. Two axles tractor	<input type="text"/>	<input type="text"/>	<input type="text"/>	1	0	<input type="text"/>
From that:						
a) from 30-until 40 kw (from 38 until 54kS)	<input type="text"/>	<input type="text"/>	<input type="text"/>	1	0	<input type="text"/>
b) from 41-60 (from 55-82 kS)	<input type="text"/>	<input type="text"/>	<input type="text"/>	1	0	<input type="text"/>
c) from 61-80 kw (from 83-109 kS)	<input type="text"/>	<input type="text"/>	<input type="text"/>	1	0	<input type="text"/>
d) from 81-100 (from 110-136 kS)	<input type="text"/>	<input type="text"/>	<input type="text"/>	1	0	<input type="text"/>
e) Over 101 (over 137 kS)	<input type="text"/>	<input type="text"/>	<input type="text"/>	1	0	<input type="text"/>
3. Combines (harvesters and silage combine)	<input type="text"/>	<input type="text"/>	<input type="text"/>	1	0	<input type="text"/>
4. Trucks	<input type="text"/>	<input type="text"/>	<input type="text"/>	1	0	<input type="text"/>
5. Mowers	<input type="text"/>	<input type="text"/>	<input type="text"/>	1	0	<input type="text"/>
a) Tractor-drawn	<input type="text"/>	<input type="text"/>	<input type="text"/>	1	0	<input type="text"/>
b) Self-propelled	<input type="text"/>	<input type="text"/>	<input type="text"/>	1	0	<input type="text"/>
6. Baler	<input type="text"/>	<input type="text"/>	<input type="text"/>	1	0	<input type="text"/>
7. Sowing and seeding machines	<input type="text"/>	<input type="text"/>	<input type="text"/>	1	0	<input type="text"/>
8. Other machines	<input type="text"/>	<input type="text"/>	<input type="text"/>	1	0	<input type="text"/>
9. Irrigation equipment (pumps)	<input type="text"/>	<input type="text"/>	<input type="text"/>	1	0	<input type="text"/>
10. Milking machine	<input type="text"/>	<input type="text"/>	<input type="text"/>	1	0	<input type="text"/>
11. Device for pressing and crushing grapes	<input type="text"/>	<input type="text"/>	<input type="text"/>	1	0	<input type="text"/>
12. Other equipment	<input type="text"/>	<input type="text"/>	<input type="text"/>	1	0	<input type="text"/>
13. Tractor trailers	<input type="text"/>	<input type="text"/>	<input type="text"/>	1	0	<input type="text"/>

35. ACQUIRED AGRICULTURAL KNOWLEDGE OF HOLDER OF AGRICULTURAL HOLDING (31 May 2010)

	yes	no
1. Practical experience	1	0
2. Course, seminars, trainings	1	0
3. Agricultural education (at least three years)	1	0
4. Courses on agriculture during previous 12 months	1	0

36. KEEPING RECORDS OF INCOME AND EXPENDITURES (31 May 2010)

	yes	no
1. Do you keep records of income and expenditures	1	0
2. Use of personal PC for the needs of business entity	1	0

37. CONSUMPTION OF THE FINAL PRODUCTION OF THE BUSINESS ENTITY HOLDING (1 June 2009 – 31 May 2010)

Does the business entity use produced agricultural products for its own use yes no
1 0

If the answer is **yes**, respond on the questions from 37.1 to 37.3

	yes	no			
1. Does the business entity use for its own use more than 50% of product value produced at the holding	1	0			
2. How much % of produced meat does it use for its own	%				
	<table border="1" style="display: inline-table; width: 40px; height: 20px;"> <tr><td> </td><td> </td><td> </td></tr> </table>				
3. How much % of produced milk does it use for its own	<table border="1" style="display: inline-table; width: 40px; height: 20px;"> <tr><td> </td><td> </td><td> </td></tr> </table>				

38. SELLING OF PRODUCED PRODUCTS IN HOLDING (in % by selling points) (1 June 2009 – 31 May 2010)

	Direct selling to consumer		Selling to the other holdings	Selling to enterprises in %	Selling to shops in %	Selling to cooperatives
	on holding	Out of holding (green market etc)				
	in %	in %	in %			in %
	1	2	3	4	5	6
1. Crop products(cereals, vegetables, fruit, olives flowers and ornamental plants, fodder crops etc)	<table border="1" style="display: inline-table; width: 40px; height: 20px;"> </table>	<table border="1" style="display: inline-table; width: 40px; height: 20px;"> </table>	<table border="1" style="display: inline-table; width: 40px; height: 20px;"> </table>	<table border="1" style="display: inline-table; width: 40px; height: 20px;"> </table>	<table border="1" style="display: inline-table; width: 40px; height: 20px;"> </table>	<table border="1" style="display: inline-table; width: 40px; height: 20px;"> </table>
2. Livestock products (live cattle, milk, etc)	<table border="1" style="display: inline-table; width: 40px; height: 20px;"> </table>	<table border="1" style="display: inline-table; width: 40px; height: 20px;"> </table>	<table border="1" style="display: inline-table; width: 40px; height: 20px;"> </table>	<table border="1" style="display: inline-table; width: 40px; height: 20px;"> </table>	<table border="1" style="display: inline-table; width: 40px; height: 20px;"> </table>	<table border="1" style="display: inline-table; width: 40px; height: 20px;"> </table>
3. Processed products (vine, oil, and other crop products, cheese, other animal production)	<table border="1" style="display: inline-table; width: 40px; height: 20px;"> </table>	<table border="1" style="display: inline-table; width: 40px; height: 20px;"> </table>	<table border="1" style="display: inline-table; width: 40px; height: 20px;"> </table>	<table border="1" style="display: inline-table; width: 40px; height: 20px;"> </table>	<table border="1" style="display: inline-table; width: 40px; height: 20px;"> </table>	<table border="1" style="display: inline-table; width: 40px; height: 20px;"> </table>
4. Forest products	<table border="1" style="display: inline-table; width: 40px; height: 20px;"> </table>	<table border="1" style="display: inline-table; width: 40px; height: 20px;"> </table>	<table border="1" style="display: inline-table; width: 40px; height: 20px;"> </table>	<table border="1" style="display: inline-table; width: 40px; height: 20px;"> </table>	<table border="1" style="display: inline-table; width: 40px; height: 20px;"> </table>	<table border="1" style="display: inline-table; width: 40px; height: 20px;"> </table>

39. MAIN ACTIVITY OF THE HOLDING

Is main activity of the holding ?

	yes	no
1. Production of crops and plantation	1	0
2. Animal breeding.....	1	0
3. Production of crop and animal breeding	1	0
4. Agricultural services	1	0
5. Hunting and game breeding	1	0
6. Growing and utilisation of forest	1	0
7. Fishing and breeding of fish	1	0

40. LABOUR FORCE ON HOLDING (1 June 2009 – 31 May 2010) Table is filling in by entering into boxes the number of offered modality

Ordinal number of person	Relation with holder of holding	Age (31 May 2010)	Education:	Work at the holding and related activities				Does person work on other useful activities not directly linked to holding:	For the person engaged in agriculture (including processing of own grape and olive products) excluding household work	Status of person:
				The time spent exclusively for farm work (including processing of own olive and grape products) excluding household work	The time spent for other activities on the holding (forestry, fishery hunting, processing of agricultural products, services done for others out of the holding) excluding household work	number of working days during the reference period	average number of working hours in those days			
1	2	4	5	6	7	8	9	10	11	12
1.	1									
2.										
3.										
4.										
5.										
6.										
7.										
8.										
9.										
10.										
11.										
12.										
13.										
14.										
15.										
16.										
17.										
18.										
19.										
20.										

41. NON-FAMILY LABOUR EMPLOYED ON A NON-REGULAR OR SEASONAL BASIS ON THE HOLDING OF ENTREPRENEUR (1 June 2009 – 31 May 2010)

Totally engaged in work		Total number of working days per year converted into working day, 8 hours per day
1.	Men	1
2.	Women	2
3.	Total (1+2)	

42. CONSUMPTION OF ENERGY SOURCES (1 June 2009 – 31 May 2010)

	Type of energy source:	yes	no	Total consumption	Part of the consumption on holding spent for performing agricultural activity			
		1	2		3	4	5	6
1.	Coal. tonnes	1	0		< 25 %	25 – 50 %	51 – 75 %	> 75 %
2.	Mazout kilogram	1	0		< 25 %	25 – 50 %	51 – 75 %	> 75 %
3.	Petrol	1	0		< 25 %	25 – 50 %	51 – 75 %	> 75 %
4.	Petroleum. litre	1	0		< 25 %	25 – 50 %	51 – 75 %	> 75 %
5.	Light distillate oil. litre	1	0		< 25 %	25 – 50 %	51 – 75 %	> 75 %
6.	Firewood.m ³	1	0		< 25 %	25 – 50 %	51 – 75 %	> 75 %
7.	Electricity. kwh	1	0		< 25 %	25 – 50 %	51 – 75 %	> 75 %
8.	Other	1	0		< 25 %	25 – 50 %	51 – 75 %	> 75 %

43. OTHER USEFUL ACTIVITIES (1 June 2009 – 31 May 2010)

I Activities related to the holding

On holding:

- | | yes | no |
|---|-----|----|
| 1. Tourism and accommodation | 1 | 0 |
| 2. Cottage industry | 1 | 0 |
| 3. Collection: | | |
| a) Forest fruit | 1 | 0 |
| b) Aromatic and medicinal plants | 1 | 0 |
| c) Mushrooms | 1 | 0 |
| 4. Cutting of forest trees: | | |
| a) For own needs | 1 | 0 |
| b) For sale | 1 | 0 |
| c) Fabrication of wood (primary processing-making of board) | 1 | 0 |
| 5. Processing of products of vegetable origin in the holding: | | |
| a) Own products | 1 | 0 |
| b) Purchased products | 1 | 0 |
| c) Own and purchased products | 1 | 0 |
| 6. Processing of products of animal origin in the holding | | |
| a) Own products | 1 | 0 |
| b) Purchased products | 1 | 0 |
| c) Own and purchased products | 1 | 0 |

- | | | |
|--|-----|----|
| 7. Aquaculture (fish, mollusc, crayfish, water plants) | yes | no |
| | 1 | 0 |

Out of the holding:

- | | | |
|--|-----|----|
| 8. Labour services with own agricultural machinery | yes | no |
| a) for agriculture | 1 | 0 |
| b) for forestry | 1 | 0 |
| c) other services | | |

I/1. What is share of above mentioned activities(1-8) in the total value of holding's production %

- | | | |
|--|-----|----|
| 9. Packing of own products of vegetable | yes | no |
| | 1 | 0 |
| 10. Packing of own products of animal origin | yes | no |
| | 1 | 0 |

II Activities non linked to the holding:

- | | | |
|--|-----|----|
| 11. On the holding: Commercial activity (hair-dresser, insurance company, shop, etc.) | yes | no |
| | 1 | 0 |
| 12. Out of the holding: other activities | yes | no |
| | 1 | 0 |

44. SOIL CONSERVATION (1 June 2009 – 31 May 2010)

(cover of arable lands and gardens in the winter)

- | | ha | m ² |
|--|----------------------|----------------------|
| 1. Winter crops (such as winter wheat) | <input type="text"/> | <input type="text"/> |
| 2. Cover crops | <input type="text"/> | <input type="text"/> |
| 3. Plant residues (straw or stubble) | <input type="text"/> | <input type="text"/> |
| 4. Bare soil | <input type="text"/> | <input type="text"/> |

45. LANDSCAPE FEATURES (1 June 2009 – 31 May 2010)

	Maintenance in the last 3 year		Set up during last 3 years	
	1	2	1	2
	yes	no	yes	no
1. Hedges	1	0	1	0
2. Tree lines	1	0	1	0
3. Stone walls	1	0	1	0

The end of enumeration

hour minute

Signature of enumerator

Signature of interviewed person



MONSTAT

Date of control 2010

Signature of municipal instructor



THE CENSUS OF AGRICULTURE 2010

Law on Conducting Agricultural Census
2010 (Official Gazette of Montenegro 54/09, 14/10)

QUESTIONNAIRE FOR BUSINESS ENTITIES

1. IDENTIFICATION DATA

Name (enterprise) of business entity (full name) _____

If the questionnaire is entered by unit composed within a legal person, the unit shall enter a full name of legal person in which composition is, and its name

Identification number of business entity

Ordinal number of unit in the composition

2. ADDRESS

Municipality _____

Settlement (place) _____

Street address and No _____

Place of production _____

Phone

Fax

3. OTHER DATA

Type of ownership of business entity

Main activity

Surname and name of owner - holder of production

BEFORE FILLING THE QUESTIONNAIRE, PLEASE READ GUIDELINE

7. ORCHARDS (31 May 2010)

	Number of fruit trees		Plantation trees		Total plantation area	
	Total	Of productive age	Total	Of productive age	ha	m ²
	1	2	3	4	5	
1. Apple	<input type="text"/>	<input type="text"/>	<input type="text"/>	<input type="text"/>	<input type="text"/>	<input type="text"/>
2. Pear	<input type="text"/>	<input type="text"/>	<input type="text"/>	<input type="text"/>	<input type="text"/>	<input type="text"/>
3. Quince	<input type="text"/>	<input type="text"/>	<input type="text"/>	<input type="text"/>	<input type="text"/>	<input type="text"/>
4. Plum	<input type="text"/>	<input type="text"/>	<input type="text"/>	<input type="text"/>	<input type="text"/>	<input type="text"/>
5. Sour cherry	<input type="text"/>	<input type="text"/>	<input type="text"/>	<input type="text"/>	<input type="text"/>	<input type="text"/>
6. Cherry	<input type="text"/>	<input type="text"/>	<input type="text"/>	<input type="text"/>	<input type="text"/>	<input type="text"/>
7. Peach	<input type="text"/>	<input type="text"/>	<input type="text"/>	<input type="text"/>	<input type="text"/>	<input type="text"/>
8. Apricot	<input type="text"/>	<input type="text"/>	<input type="text"/>	<input type="text"/>	<input type="text"/>	<input type="text"/>
9. Walnuts	<input type="text"/>	<input type="text"/>	<input type="text"/>	<input type="text"/>	<input type="text"/>	<input type="text"/>
10. Almond	<input type="text"/>	<input type="text"/>	<input type="text"/>	<input type="text"/>	<input type="text"/>	<input type="text"/>
11. Fig	<input type="text"/>	<input type="text"/>	<input type="text"/>	<input type="text"/>	<input type="text"/>	<input type="text"/>
12. Pomegranate	<input type="text"/>	<input type="text"/>	<input type="text"/>	<input type="text"/>	<input type="text"/>	<input type="text"/>
13. Kiwi fruit/aktinidia	<input type="text"/>	<input type="text"/>	<input type="text"/>	<input type="text"/>	<input type="text"/>	<input type="text"/>
14. Raspberry	<input type="text"/>	<input type="text"/>	<input type="text"/>	<input type="text"/>	<input type="text"/>	<input type="text"/>
15. Blackberry	<input type="text"/>	<input type="text"/>	<input type="text"/>	<input type="text"/>	<input type="text"/>	<input type="text"/>
16. Currant-blueberry	<input type="text"/>	<input type="text"/>	<input type="text"/>	<input type="text"/>	<input type="text"/>	<input type="text"/>
17. Other fruit (Persimmon, jujube,	<input type="text"/>	<input type="text"/>	<input type="text"/>	<input type="text"/>	<input type="text"/>	<input type="text"/>
18. Total under fruit (1-17)	<input type="text"/>	<input type="text"/>	<input type="text"/>	<input type="text"/>	<input type="text"/>	<input type="text"/>
19. Total area of extensive orchards (to enter only if the area is not entered as meadow or other)	<input type="text"/>	<input type="text"/>	<input type="text"/>	<input type="text"/>	<input type="text"/>	<input type="text"/>
20. Olives for oil production	<input type="text"/>	<input type="text"/>	<input type="text"/>	<input type="text"/>	<input type="text"/>	<input type="text"/>
21. Table olives	<input type="text"/>	<input type="text"/>	<input type="text"/>	<input type="text"/>	<input type="text"/>	<input type="text"/>
22. Total under olive trees (19-20)	<input type="text"/>	<input type="text"/>	<input type="text"/>	<input type="text"/>	<input type="text"/>	<input type="text"/>
23. Total area of extensive olive trees (to enter only if the area is not entered as meadow or other)	<input type="text"/>	<input type="text"/>	<input type="text"/>	<input type="text"/>	<input type="text"/>	<input type="text"/>
24. Orange	<input type="text"/>	<input type="text"/>	<input type="text"/>	<input type="text"/>	<input type="text"/>	<input type="text"/>
25. Mandarin	<input type="text"/>	<input type="text"/>	<input type="text"/>	<input type="text"/>	<input type="text"/>	<input type="text"/>
26. Lemon	<input type="text"/>	<input type="text"/>	<input type="text"/>	<input type="text"/>	<input type="text"/>	<input type="text"/>
27. Other citrus	<input type="text"/>	<input type="text"/>	<input type="text"/>	<input type="text"/>	<input type="text"/>	<input type="text"/>
28. Total under citrus (24-27)	<input type="text"/>	<input type="text"/>	<input type="text"/>	<input type="text"/>	<input type="text"/>	<input type="text"/>
29. Total area of extensive citrus (to enter only if the area is not entered as meadow or other)	<input type="text"/>	<input type="text"/>	<input type="text"/>	<input type="text"/>	<input type="text"/>	<input type="text"/>

8. NURSERIES (fruit trees, root-stocks, ornamental plants and forest trees) 31 May 2010

	ha	m ²
1. Fruit tree seedlings	<input type="text"/>	<input type="text"/>
2. Vine root-stock	<input type="text"/>	<input type="text"/>
3. Ornamental plants.....	<input type="text"/>	<input type="text"/>
4. Forest trees.....	<input type="text"/>	<input type="text"/>
5. TOTAL AREA (1+2+3+4).....	<input type="text"/>	<input type="text"/>

9. PERENNIAL MEADOWS AND PASTURES 31 May 2010

	Only for grazing		Only mowed		For grazing and mowed	
	1		2		3	
	ha	m ²	ha	m ²	ha	m ²
1. Once utilised	<input type="text"/>	<input type="text"/>	<input type="text"/>	<input type="text"/>		
2. More than once utilised	<input type="text"/>	<input type="text"/>	<input type="text"/>	<input type="text"/>	<input type="text"/>	<input type="text"/>
3. TOTAL	<input type="text"/>	<input type="text"/>	<input type="text"/>	<input type="text"/>	<input type="text"/>	<input type="text"/>

10. TOTAL UTILISED AGRICULTURAL LAND

(5.29. + 6.4. col.5 + 7.18.col.5 + 7.19. + 7.22 col.5 + 7.23. + 7.28 col.5 + 7.29 + 8.5 + 9.3. col. 1 + 9.3. col. 2 + 9.3. col. 3)

10 a) Of which agricultural land taken in tenure

ha m²

11. OTHER UNUTILISED AGRICULTURAL LAND (31 May 2010)

(land not cultivated for economic, social reason, not including fallow land)

11 a) Of which unutilized pastures and meadows

12. UNCULTIVATED DERELICT AGRICULTURAL LAND (31 May 2010)

(land which is no longer farmed, partly covered with trees and bushes, but not belonging yet to forest category)

13. FOREST LAND (31 May 2010)

14. INFERTILE LAND (31 May 2010)

(Land occupied by buildings, farmyards, tracks, ponds, reeds, etc.)

15. TOTAL AVAILABLE LAND 31 May 2010 (10+11+12+13+14) = question 4.4.

16. LOCATION OF LAND OWNED BY BUSINESS ENTITY

	Municipality		Municipality		Municipality		Municipality		Total area	
	Settlement		Settlement		Settlement		Settlement		1+2+3+4	
	1	2	3	4	5					
	ha	m ²	ha	m ²	ha	m ²	ha	m ²	ha	m ²
1. Utilised agri. land	<input type="text"/>	<input type="text"/>	<input type="text"/>	<input type="text"/>	<input type="text"/>	<input type="text"/>	<input type="text"/>	<input type="text"/>	<input type="text"/>	<input type="text"/>
b) Arable land	<input type="text"/>	<input type="text"/>	<input type="text"/>	<input type="text"/>	<input type="text"/>	<input type="text"/>	<input type="text"/>	<input type="text"/>	<input type="text"/>	<input type="text"/>
c) Vineyards	<input type="text"/>	<input type="text"/>	<input type="text"/>	<input type="text"/>	<input type="text"/>	<input type="text"/>	<input type="text"/>	<input type="text"/>	<input type="text"/>	<input type="text"/>
d) Orchards	<input type="text"/>	<input type="text"/>	<input type="text"/>	<input type="text"/>	<input type="text"/>	<input type="text"/>	<input type="text"/>	<input type="text"/>	<input type="text"/>	<input type="text"/>
e) Nurseries	<input type="text"/>	<input type="text"/>	<input type="text"/>	<input type="text"/>	<input type="text"/>	<input type="text"/>	<input type="text"/>	<input type="text"/>	<input type="text"/>	<input type="text"/>
f) Meadows and pastures	<input type="text"/>	<input type="text"/>	<input type="text"/>	<input type="text"/>	<input type="text"/>	<input type="text"/>	<input type="text"/>	<input type="text"/>	<input type="text"/>	<input type="text"/>
2. Uncultiv. agric.land	<input type="text"/>	<input type="text"/>	<input type="text"/>	<input type="text"/>	<input type="text"/>	<input type="text"/>	<input type="text"/>	<input type="text"/>	<input type="text"/>	<input type="text"/>
3. Forest land	<input type="text"/>	<input type="text"/>	<input type="text"/>	<input type="text"/>	<input type="text"/>	<input type="text"/>	<input type="text"/>	<input type="text"/>	<input type="text"/>	<input type="text"/>
4. Infertile land	<input type="text"/>	<input type="text"/>	<input type="text"/>	<input type="text"/>	<input type="text"/>	<input type="text"/>	<input type="text"/>	<input type="text"/>	<input type="text"/>	<input type="text"/>
5. Total available	<input type="text"/>	<input type="text"/>	<input type="text"/>	<input type="text"/>	<input type="text"/>	<input type="text"/>	<input type="text"/>	<input type="text"/>	<input type="text"/>	<input type="text"/>

Equal to q.10
 Equal to q 5.29
 Equal to 6.4 col5
 Equal to sum 7.18.col.5+7.19.+7.22col.5 +7.23.+7.28col.5+7.29
 Equal to 8.5
 Equal to q. 9.3. col1 +9.3. col. 2+9.3col 3
 Equal to q. 11 + 12
 Equal to q. 13
 Equal to q. 14
 Equal to q.15

17. NUMBER OF SEPARATED PARTS OF UTILIZED AGRICULTURAL LAND (related to question 10)

(refers to the total utilized agricultural land)

--	--

18. AREA UNDER MUSHROOMS (1 June 2009 – 31 May 2010)

In tunnels, cellars or buildings with special purpose

m²

--	--	--	--

19. VEGETABLES, STRAWBERRIES, FLOWERS AND ORNAMENTAL PLANTS (1 June 2009 – 31 May 2010)

	In open field (including low, not accessible protective covers)		Protective cover	
	ha	m ²	m ²	ha
	1		2	
1. Tomato	<input type="text"/>	<input type="text"/>	<input type="text"/>	<input type="text"/>
2. Pepper	<input type="text"/>	<input type="text"/>	<input type="text"/>	<input type="text"/>
3. Cucumber	<input type="text"/>	<input type="text"/>	<input type="text"/>	<input type="text"/>
4. Peas for fresh grain	<input type="text"/>	<input type="text"/>	<input type="text"/>	<input type="text"/>
5. Bean for dry grain	<input type="text"/>	<input type="text"/>	<input type="text"/>	<input type="text"/>
6. Onion	<input type="text"/>	<input type="text"/>	<input type="text"/>	<input type="text"/>
7. Garlic	<input type="text"/>	<input type="text"/>	<input type="text"/>	<input type="text"/>
8. Carrot	<input type="text"/>	<input type="text"/>	<input type="text"/>	<input type="text"/>
9. Cabbage	<input type="text"/>	<input type="text"/>	<input type="text"/>	<input type="text"/>
10. Watermelon	<input type="text"/>	<input type="text"/>	<input type="text"/>	<input type="text"/>
11. Melon	<input type="text"/>	<input type="text"/>	<input type="text"/>	<input type="text"/>
12. Other vegetable	<input type="text"/>	<input type="text"/>	<input type="text"/>	<input type="text"/>
13. Strawberry	<input type="text"/>	<input type="text"/>	<input type="text"/>	<input type="text"/>
14. VEGETABLE TOTAL (1-13)	<input type="text"/>	<input type="text"/>	<input type="text"/>	<input type="text"/>
	Equal to q. 5.21+5.22		Equal to q. 5.23	
15. FLOWERS AND ORNAMENTAL PLANT	<input type="text"/>	<input type="text"/>	<input type="text"/>	<input type="text"/>
	Equal to q. 5.24		Equal to q.5. 25	
16. SEED AND SEEDLINGS PRODUCTION (for market)	<input type="text"/>	<input type="text"/>	<input type="text"/>	<input type="text"/>

20. MIXED CROPPING, ASSOCIATED, AND SUCCESSIVE CROPS AND GARDEN (1 June 2009 – 31 May 2010)

	ha	m ²
1. Bean	<input type="text"/>	<input type="text"/>
2. Potato.....	<input type="text"/>	<input type="text"/>
3. Lucerne.....	<input type="text"/>	<input type="text"/>
4. Clover	<input type="text"/>	<input type="text"/>
5. Maize.....	<input type="text"/>	<input type="text"/>
6. Cabbage	<input type="text"/>	<input type="text"/>
7. Other cabbage sorts.....	<input type="text"/>	<input type="text"/>
8. Salad.....	<input type="text"/>	<input type="text"/>
9. Swiss chard	<input type="text"/>	<input type="text"/>
10. Pickles	<input type="text"/>	<input type="text"/>
11. Other crops	<input type="text"/>	<input type="text"/>

21. IRRIGATED AREAS (1 June 2009 – 31 May 2010)

(please, enter an ordinal number in the boxes after the offered modalities for columns 1 and 2)

	The most often used irrigation methods: 1. underground water (well, pump) 2. surface water in the holding (rain water reservoir) 3. surface water (stream, river, lake) 4. other (public water system)	The most often used irrigation methods 1. surface 2. sprinkler 3. drop	Area irrigated in the last 12 months	
	1	2	ha	m ²
1. Cereals (excluding maize)	<input type="checkbox"/>	<input type="checkbox"/>	<input type="text"/>	<input type="text"/>
2. Maize	<input type="checkbox"/>	<input type="checkbox"/>	<input type="text"/>	<input type="text"/>
3. Industrial plants	<input type="checkbox"/>	<input type="checkbox"/>	<input type="text"/>	<input type="text"/>
4. Vegetables, melons and strawberries	<input type="checkbox"/>	<input type="checkbox"/>	<input type="text"/>	<input type="text"/>
5. Potato	<input type="checkbox"/>	<input type="checkbox"/>	<input type="text"/>	<input type="text"/>
6. Vineyards	<input type="checkbox"/>	<input type="checkbox"/>	<input type="text"/>	<input type="text"/>
7. Citrus	<input type="checkbox"/>	<input type="checkbox"/>	<input type="text"/>	<input type="text"/>
8. Olive trees	<input type="checkbox"/>	<input type="checkbox"/>	<input type="text"/>	<input type="text"/>
9. Orchards (excluding citrus and olive trees)	<input type="checkbox"/>	<input type="checkbox"/>	<input type="text"/>	<input type="text"/>
10. Perennial meadows and pastures	<input type="checkbox"/>	<input type="checkbox"/>	<input type="text"/>	<input type="text"/>
11. Other	<input type="checkbox"/>	<input type="checkbox"/>	<input type="text"/>	<input type="text"/>
12. Total irrigated area (1-10).....			<input type="text"/>	<input type="text"/>
13. Quantity of water spent for irrigation purpose in the period 1 June 2009 – 31 May 2010 (m ³)			<input type="text"/>	<input type="text"/>
14. Area intended for irrigation (irrigation system)			<input type="text"/>	<input type="text"/>
15. Average irrigated area within three years.....			<input type="text"/>	<input type="text"/>

22. APPLICATION OF NUTRIENTS (1 June 2009 – 31 May 2010)

1. Area spread with mineral fertiliser	<input type="text"/>	<input type="text"/>
2. Area spread with solid natural fertiliser	<input type="text"/>	<input type="text"/>
3. Area spread with liquid natural fertiliser	<input type="text"/>	<input type="text"/>
4. Quantity of applied mineral fertiliser	<input type="text"/>	<input type="text"/>
5. Quantity of applied natural fertiliser	<input type="text"/>	<input type="text"/>
6. Percentage of total produced solid dung at the holding of business entity delivered from the holding	<input type="text"/>	<input type="text"/>
7. Percentage of total produced liquid manure at the holding of business entity delivered from the holding (sold or removed from the holding for purpose of direct use)	<input type="text"/>	<input type="text"/>

23. APPLICATION OF PLAN PROTECTION PRODUCTS (1 June 2009 – 31 May 2010)

1. Area treated with herbicide (sencor, glifosal, etc.).....	<input type="text"/>	<input type="text"/>
2. Area treated with fungicide (ridomil, cineb, etc.).....	<input type="text"/>	<input type="text"/>
3. Area treated with insecticide (confidor, actara, etc.).....	<input type="text"/>	<input type="text"/>
4. Area treated with other pesticide (rodenticidi, moluskocidi, etc.).....	<input type="text"/>	<input type="text"/>
5. Area treated with pesticide used for organic production (bio-pesticide)	<input type="text"/>	<input type="text"/>

24. TILLAGE METHOD USED FOR ARABLE LAND (1 June 2009 – 31 May 2010)

1. Conventional tillage (plough).....	<input type="text"/>	<input type="text"/>
2. Conservation tillage	<input type="text"/>	<input type="text"/>
3. Zero tillage	<input type="text"/>	<input type="text"/>

25. LIVESTOCK BY TYPE AND CATEGORIES (31 May 2010)

	Total number	From that not owned 31 May 2010	Number of livestock grazing on common land (mountain land, common land) (1 June 2009 – 31 May 2010)
	1	2	3
1. HORSES, TOTAL	<input type="text"/>	<input type="text"/>	<input type="text"/>
2. ASSES AND MULES, TOTAL	<input type="text"/>	<input type="text"/>	<input type="text"/>
3. Bovine animals under 1 year old	<input type="text"/>	<input type="text"/>	<input type="text"/>
4. Male heads	<input type="text"/>	<input type="text"/>	<input type="text"/>
5. Female heads	<input type="text"/>	<input type="text"/>	<input type="text"/>
6. Bovine animals 1 but less than 2 years old	<input type="text"/>	<input type="text"/>	<input type="text"/>
7. Male heads	<input type="text"/>	<input type="text"/>	<input type="text"/>
8. Female headstov	<input type="text"/>	<input type="text"/>	<input type="text"/>
9. Female heads for breeding	<input type="text"/>	<input type="text"/>	<input type="text"/>
10. Bovine animals 2 years old and over	<input type="text"/>	<input type="text"/>	<input type="text"/>
11. Heifers	<input type="text"/>	<input type="text"/>	<input type="text"/>
12. Heifers in calf	<input type="text"/>	<input type="text"/>	<input type="text"/>
13. Dairy cows	<input type="text"/>	<input type="text"/>	<input type="text"/>
14. Other cows	<input type="text"/>	<input type="text"/>	<input type="text"/>
15. Bulls and oxen	<input type="text"/>	<input type="text"/>	<input type="text"/>
16. BOVINE ANIMALS, TOTAL (3 to 12)	<input type="text"/>	<input type="text"/>	<input type="text"/>
17. Lambs and yearlings (under 1 year old)	<input type="text"/>	<input type="text"/>	<input type="text"/>
18. Ewes for milk	<input type="text"/>	<input type="text"/>	<input type="text"/>
19. Other breeding females	<input type="text"/>	<input type="text"/>	<input type="text"/>
20. Rams and sterile ewes	<input type="text"/>	<input type="text"/>	<input type="text"/>
21. SHEEP, TOTAL (14 to 17)	<input type="text"/>	<input type="text"/>	<input type="text"/>
22. Kidds	<input type="text"/>	<input type="text"/>	<input type="text"/>
23. Goat for milk	<input type="text"/>	<input type="text"/>	<input type="text"/>
24. Other breeding females	<input type="text"/>	<input type="text"/>	<input type="text"/>
25. Male goats and sterile goats	<input type="text"/>	<input type="text"/>	<input type="text"/>
26. GOATS, TOTAL (19 to 22)	<input type="text"/>	<input type="text"/>	<input type="text"/>
27. Piglets under 19 kg	<input type="text"/>	<input type="text"/>	<input type="text"/>
28. Pigs 20-49 kg	<input type="text"/>	<input type="text"/>	<input type="text"/>
29. Fattening pigs with weight from 50 to 79 kg	<input type="text"/>	<input type="text"/>	<input type="text"/>
30. Fattening pigs with weight from 80 to 110 kg	<input type="text"/>	<input type="text"/>	<input type="text"/>
31. Fattening pigs with weight over 110 kg	<input type="text"/>	<input type="text"/>	<input type="text"/>
32. Sows of the first farrow	<input type="text"/>	<input type="text"/>	<input type="text"/>
33. Breeding sows	<input type="text"/>	<input type="text"/>	<input type="text"/>
34. Other sows	<input type="text"/>	<input type="text"/>	<input type="text"/>
35. Boars	<input type="text"/>	<input type="text"/>	<input type="text"/>
36. PIGS, TOTAL (24 to 32)	<input type="text"/>	<input type="text"/>	<input type="text"/>
37. Brojlers	<input type="text"/>	<input type="text"/>	<input type="text"/>
38. Laying hens (included pullets and	<input type="text"/>	<input type="text"/>	<input type="text"/>
39. Geese	<input type="text"/>	<input type="text"/>	<input type="text"/>
40. Turkey	<input type="text"/>	<input type="text"/>	<input type="text"/>
41. Other poultry (quails, pheasants, guinea-fowls, pigeons)	<input type="text"/>	<input type="text"/>	<input type="text"/>
42. POULTRY TOTAL (44 to 48)	<input type="text"/>	<input type="text"/>	<input type="text"/>
43. NUMBER OF BEEHIVES	<input type="text"/>	<input type="text"/>	<input type="text"/>
44. RABBITS – breeding females	<input type="text"/>	<input type="text"/>	<input type="text"/>
45. NUMBER OF DAYS AT COMMON LAND (mountain land, common land).....	<input type="text"/>	<input type="text"/>	<input type="text"/>
46. NUMBER OF DAYS OF GRAZING ON OWNED OR TAKEN IN TENURE LAND	<input type="text"/>	<input type="text"/>	<input type="text"/>

26. TYPES (SYSTEMS) OF LIVESTOCK BREEDING (1 June 2009 – 31 May 2010)

Do you practice:

- | | | | |
|----|---|-----|----|
| | | yes | no |
| 1. | Semi-nomadic livestock breeding method | 1 | 0 |
| 2. | Stationary system of livestock breeding | 1 | 0 |

27. HOLDINGS FOR IDENTIFICATION AND REGISTRATION (31 May 2010)

- | | | | | | | | | | |
|----|---|--|----|--|--|--|--|--|--|
| | | yes | no | | | | | | |
| | Is the holding registered in the identification and registration system | 1 | 0 | | | | | | |
| 1. | Breeding of bovine cattle (registration number) | <table border="1" style="display: inline-table; border-collapse: collapse;"> <tr> <td style="width: 20px; height: 20px;"></td> <td style="width: 20px; height: 20px;"></td> <td style="width: 20px; height: 20px;"></td> <td style="width: 20px; height: 20px;"></td> <td style="width: 20px; height: 20px;"></td> <td style="width: 20px; height: 20px;"></td> </tr> </table> | | | | | | | |
| | | | | | | | | | |
| 2. | Breeding of small stock (registration number) | <table border="1" style="display: inline-table; border-collapse: collapse;"> <tr> <td style="width: 20px; height: 20px;"></td> <td style="width: 20px; height: 20px;"></td> <td style="width: 20px; height: 20px;"></td> <td style="width: 20px; height: 20px;"></td> <td style="width: 20px; height: 20px;"></td> <td style="width: 20px; height: 20px;"></td> </tr> </table> | | | | | | | |
| | | | | | | | | | |

28. BUILDINGS FOR HOUSING OF CATTLE AND POULTRY (31 May 2010)

Buildings for housing of cattle and poultry (exclusively from solid material)	Total number	Age under 20 years	Area m ²								
	1	2	3								
1. Building for bovine housing with floor grid	<table border="1" style="display: inline-table; border-collapse: collapse;"><tr><td style="width: 20px; height: 20px;"></td><td style="width: 20px; height: 20px;"></td></tr></table>			<table border="1" style="display: inline-table; border-collapse: collapse;"><tr><td style="width: 20px; height: 20px;"></td><td style="width: 20px; height: 20px;"></td></tr></table>			<table border="1" style="display: inline-table; border-collapse: collapse;"><tr><td style="width: 20px; height: 20px;"></td><td style="width: 20px; height: 20px;"></td><td style="width: 20px; height: 20px;"></td><td style="width: 20px; height: 20px;"></td></tr></table>				
2. Building for bovine housing –other (no floor grid)	<table border="1" style="display: inline-table; border-collapse: collapse;"><tr><td style="width: 20px; height: 20px;"></td><td style="width: 20px; height: 20px;"></td></tr></table>			<table border="1" style="display: inline-table; border-collapse: collapse;"><tr><td style="width: 20px; height: 20px;"></td><td style="width: 20px; height: 20px;"></td></tr></table>			<table border="1" style="display: inline-table; border-collapse: collapse;"><tr><td style="width: 20px; height: 20px;"></td><td style="width: 20px; height: 20px;"></td><td style="width: 20px; height: 20px;"></td><td style="width: 20px; height: 20px;"></td></tr></table>				
3. Building for small stock housing (goats, sheep)	<table border="1" style="display: inline-table; border-collapse: collapse;"><tr><td style="width: 20px; height: 20px;"></td><td style="width: 20px; height: 20px;"></td></tr></table>			<table border="1" style="display: inline-table; border-collapse: collapse;"><tr><td style="width: 20px; height: 20px;"></td><td style="width: 20px; height: 20px;"></td></tr></table>			<table border="1" style="display: inline-table; border-collapse: collapse;"><tr><td style="width: 20px; height: 20px;"></td><td style="width: 20px; height: 20px;"></td><td style="width: 20px; height: 20px;"></td><td style="width: 20px; height: 20px;"></td></tr></table>				
4. Building for housing of pigs with floor grid	<table border="1" style="display: inline-table; border-collapse: collapse;"><tr><td style="width: 20px; height: 20px;"></td><td style="width: 20px; height: 20px;"></td></tr></table>			<table border="1" style="display: inline-table; border-collapse: collapse;"><tr><td style="width: 20px; height: 20px;"></td><td style="width: 20px; height: 20px;"></td></tr></table>			<table border="1" style="display: inline-table; border-collapse: collapse;"><tr><td style="width: 20px; height: 20px;"></td><td style="width: 20px; height: 20px;"></td><td style="width: 20px; height: 20px;"></td><td style="width: 20px; height: 20px;"></td></tr></table>				
5. Building for housing of pigs –other (no floor grid)	<table border="1" style="display: inline-table; border-collapse: collapse;"><tr><td style="width: 20px; height: 20px;"></td><td style="width: 20px; height: 20px;"></td></tr></table>			<table border="1" style="display: inline-table; border-collapse: collapse;"><tr><td style="width: 20px; height: 20px;"></td><td style="width: 20px; height: 20px;"></td></tr></table>			<table border="1" style="display: inline-table; border-collapse: collapse;"><tr><td style="width: 20px; height: 20px;"></td><td style="width: 20px; height: 20px;"></td><td style="width: 20px; height: 20px;"></td><td style="width: 20px; height: 20px;"></td></tr></table>				
6. Caged laying-hen house	<table border="1" style="display: inline-table; border-collapse: collapse;"><tr><td style="width: 20px; height: 20px;"></td><td style="width: 20px; height: 20px;"></td></tr></table>			<table border="1" style="display: inline-table; border-collapse: collapse;"><tr><td style="width: 20px; height: 20px;"></td><td style="width: 20px; height: 20px;"></td></tr></table>			<table border="1" style="display: inline-table; border-collapse: collapse;"><tr><td style="width: 20px; height: 20px;"></td><td style="width: 20px; height: 20px;"></td><td style="width: 20px; height: 20px;"></td><td style="width: 20px; height: 20px;"></td></tr></table>				
7. Poultry house with straw	<table border="1" style="display: inline-table; border-collapse: collapse;"><tr><td style="width: 20px; height: 20px;"></td><td style="width: 20px; height: 20px;"></td></tr></table>			<table border="1" style="display: inline-table; border-collapse: collapse;"><tr><td style="width: 20px; height: 20px;"></td><td style="width: 20px; height: 20px;"></td></tr></table>			<table border="1" style="display: inline-table; border-collapse: collapse;"><tr><td style="width: 20px; height: 20px;"></td><td style="width: 20px; height: 20px;"></td><td style="width: 20px; height: 20px;"></td><td style="width: 20px; height: 20px;"></td></tr></table>				
8. Poultry house for broilers	<table border="1" style="display: inline-table; border-collapse: collapse;"><tr><td style="width: 20px; height: 20px;"></td><td style="width: 20px; height: 20px;"></td></tr></table>			<table border="1" style="display: inline-table; border-collapse: collapse;"><tr><td style="width: 20px; height: 20px;"></td><td style="width: 20px; height: 20px;"></td></tr></table>			<table border="1" style="display: inline-table; border-collapse: collapse;"><tr><td style="width: 20px; height: 20px;"></td><td style="width: 20px; height: 20px;"></td><td style="width: 20px; height: 20px;"></td><td style="width: 20px; height: 20px;"></td></tr></table>				
9. Multi-purpose buildings	<table border="1" style="display: inline-table; border-collapse: collapse;"><tr><td style="width: 20px; height: 20px;"></td><td style="width: 20px; height: 20px;"></td></tr></table>			<table border="1" style="display: inline-table; border-collapse: collapse;"><tr><td style="width: 20px; height: 20px;"></td><td style="width: 20px; height: 20px;"></td></tr></table>			<table border="1" style="display: inline-table; border-collapse: collapse;"><tr><td style="width: 20px; height: 20px;"></td><td style="width: 20px; height: 20px;"></td><td style="width: 20px; height: 20px;"></td><td style="width: 20px; height: 20px;"></td></tr></table>				

29. STORAGE FACILITIES FOR NATURAL FERTILISERS (31 May 2010)

	Area/volume	Covered					
		yes	no				
	1	2	3				
1. Storage facilities for solid dung (m ²)	<table border="1" style="display: inline-table; border-collapse: collapse;"><tr><td style="width: 20px; height: 20px;"></td><td style="width: 20px; height: 20px;"></td><td style="width: 20px; height: 20px;"></td><td style="width: 20px; height: 20px;"></td></tr></table>					1	0
2. Storage facilities for liquid manure (m ³)	<table border="1" style="display: inline-table; border-collapse: collapse;"><tr><td style="width: 20px; height: 20px;"></td><td style="width: 20px; height: 20px;"></td><td style="width: 20px; height: 20px;"></td><td style="width: 20px; height: 20px;"></td></tr></table>					1	0

30. OTHER BUILDINGS OF THE HOLDING (31 May 2010)

	Total number	Age under 20 years old	Area m ²								
	1	2	3								
1. Storage facilities for agricultural products	<table border="1" style="display: inline-table; border-collapse: collapse;"><tr><td style="width: 20px; height: 20px;"></td><td style="width: 20px; height: 20px;"></td></tr></table>			<table border="1" style="display: inline-table; border-collapse: collapse;"><tr><td style="width: 20px; height: 20px;"></td><td style="width: 20px; height: 20px;"></td></tr></table>			<table border="1" style="display: inline-table; border-collapse: collapse;"><tr><td style="width: 20px; height: 20px;"></td><td style="width: 20px; height: 20px;"></td><td style="width: 20px; height: 20px;"></td><td style="width: 20px; height: 20px;"></td></tr></table>				
2. Storage facilities for other products	<table border="1" style="display: inline-table; border-collapse: collapse;"><tr><td style="width: 20px; height: 20px;"></td><td style="width: 20px; height: 20px;"></td></tr></table>			<table border="1" style="display: inline-table; border-collapse: collapse;"><tr><td style="width: 20px; height: 20px;"></td><td style="width: 20px; height: 20px;"></td></tr></table>			<table border="1" style="display: inline-table; border-collapse: collapse;"><tr><td style="width: 20px; height: 20px;"></td><td style="width: 20px; height: 20px;"></td><td style="width: 20px; height: 20px;"></td><td style="width: 20px; height: 20px;"></td></tr></table>				
3. Storage facilities for agric. machinery and equipment	<table border="1" style="display: inline-table; border-collapse: collapse;"><tr><td style="width: 20px; height: 20px;"></td><td style="width: 20px; height: 20px;"></td></tr></table>			<table border="1" style="display: inline-table; border-collapse: collapse;"><tr><td style="width: 20px; height: 20px;"></td><td style="width: 20px; height: 20px;"></td></tr></table>			<table border="1" style="display: inline-table; border-collapse: collapse;"><tr><td style="width: 20px; height: 20px;"></td><td style="width: 20px; height: 20px;"></td><td style="width: 20px; height: 20px;"></td><td style="width: 20px; height: 20px;"></td></tr></table>				
4. Fishponds	<table border="1" style="display: inline-table; border-collapse: collapse;"><tr><td style="width: 20px; height: 20px;"></td><td style="width: 20px; height: 20px;"></td></tr></table>			<table border="1" style="display: inline-table; border-collapse: collapse;"><tr><td style="width: 20px; height: 20px;"></td><td style="width: 20px; height: 20px;"></td></tr></table>			<table border="1" style="display: inline-table; border-collapse: collapse;"><tr><td style="width: 20px; height: 20px;"></td><td style="width: 20px; height: 20px;"></td><td style="width: 20px; height: 20px;"></td><td style="width: 20px; height: 20px;"></td></tr></table>				
5. Greenhouses (under glass)	<table border="1" style="display: inline-table; border-collapse: collapse;"><tr><td style="width: 20px; height: 20px;"></td><td style="width: 20px; height: 20px;"></td></tr></table>			<table border="1" style="display: inline-table; border-collapse: collapse;"><tr><td style="width: 20px; height: 20px;"></td><td style="width: 20px; height: 20px;"></td></tr></table>			<table border="1" style="display: inline-table; border-collapse: collapse;"><tr><td style="width: 20px; height: 20px;"></td><td style="width: 20px; height: 20px;"></td><td style="width: 20px; height: 20px;"></td><td style="width: 20px; height: 20px;"></td></tr></table>				
6. Greenhouses (polythene)	<table border="1" style="display: inline-table; border-collapse: collapse;"><tr><td style="width: 20px; height: 20px;"></td><td style="width: 20px; height: 20px;"></td></tr></table>			<table border="1" style="display: inline-table; border-collapse: collapse;"><tr><td style="width: 20px; height: 20px;"></td><td style="width: 20px; height: 20px;"></td></tr></table>			<table border="1" style="display: inline-table; border-collapse: collapse;"><tr><td style="width: 20px; height: 20px;"></td><td style="width: 20px; height: 20px;"></td><td style="width: 20px; height: 20px;"></td><td style="width: 20px; height: 20px;"></td></tr></table>				
7. Buildings for growing mushrooms	<table border="1" style="display: inline-table; border-collapse: collapse;"><tr><td style="width: 20px; height: 20px;"></td><td style="width: 20px; height: 20px;"></td></tr></table>			<table border="1" style="display: inline-table; border-collapse: collapse;"><tr><td style="width: 20px; height: 20px;"></td><td style="width: 20px; height: 20px;"></td></tr></table>			<table border="1" style="display: inline-table; border-collapse: collapse;"><tr><td style="width: 20px; height: 20px;"></td><td style="width: 20px; height: 20px;"></td><td style="width: 20px; height: 20px;"></td><td style="width: 20px; height: 20px;"></td></tr></table>				

31. ORGANIC AGRICULTURE (31 May 2010)

- | | | | | | | | | | |
|----|---|---|----------------|--|---|--|--|--|--|
| | | ha | m ² | | | | | | |
| 1. | Certified area of land for organic production | <table border="1" style="display: inline-table; border-collapse: collapse;"><tr><td style="width: 20px; height: 20px;"></td><td style="width: 20px; height: 20px;"></td></tr></table> | | | <table border="1" style="display: inline-table; border-collapse: collapse;"><tr><td style="width: 20px; height: 20px;"></td><td style="width: 20px; height: 20px;"></td><td style="width: 20px; height: 20px;"></td><td style="width: 20px; height: 20px;"></td></tr></table> | | | | |
| | | | | | | | | | |
| | | | | | | | | | |
| | | yes | no | | | | | | |
| 2. | Certified organic production for animal production | 1 | 0 | | | | | | |
| | | ha | m ² | | | | | | |
| 3. | Area of the land in the transit period (in preparation) | <table border="1" style="display: inline-table; border-collapse: collapse;"><tr><td style="width: 20px; height: 20px;"></td><td style="width: 20px; height: 20px;"></td></tr></table> | | | <table border="1" style="display: inline-table; border-collapse: collapse;"><tr><td style="width: 20px; height: 20px;"></td><td style="width: 20px; height: 20px;"></td><td style="width: 20px; height: 20px;"></td><td style="width: 20px; height: 20px;"></td></tr></table> | | | | |
| | | | | | | | | | |
| | | | | | | | | | |

34. AREA OF BUSINESS ENTITY FISHPOND (31 May 2010)

Please, respond on the question if the data exist for question 30.4

	For breeding of freshwater fish			For breeding of sea fish		
	area		capacity	area		capacity
	1	2	3	4		
	ha	m ²	m ³	ha	m ²	m ³
1 Fishpond	<input type="text"/>	<input type="text"/>	<input type="text"/>	<input type="text"/>	<input type="text"/>	<input type="text"/>

35. KEEPING RECORDS OF INCOME AND EXPENDITURES (31 May 2010)

	yes	no
1 Do you keep records of income and expenditures	1	0
2 Use of personal PC for the needs of business entity	1	0

36. CONSUMPTION OF THE FINAL PRODUCTION OF THE BUSINESS ENTITY HOLDING (1 June 2009 – 31 May 2010)

Does the business entity use produced agricultural products for its own use yes no
1 0

If the answer is **yes**, respond on the questions from 36.1 to 36.3

	yes	no
1 Does the business entity use for its own use more than 50% of product value produced at the holding	1	0
2 How much % of produced meet does it use for its own use.....	<input type="text"/>	%
3 How much % of produced milk does it use for its own use.....	<input type="text"/>	%

37. SALE OF PRODUCED PRODUCTS (in % by the places of sale) (1 June 2009 – 31 May 2010)

	Direct sale to final consumer		Sale to the other holdings	Sale to enterprises	Sale in the shops	Sale to the cooperatives
	On the holding of business entity in %	Outside the holding of business entity (market, and other) in %				
	1	2	3	4	5	6
1. Crop production (cereals, vegetable, fruit, olives, flowers and ornamental plants, forage crops, etc.)	<input type="text"/>	<input type="text"/>	<input type="text"/>	<input type="text"/>	<input type="text"/>	<input type="text"/>
2. Livestock products (live cattle, milk, etc.)	<input type="text"/>	<input type="text"/>	<input type="text"/>	<input type="text"/>	<input type="text"/>	<input type="text"/>
3. Processed products (vine, oil, and other) crop products, cheese, other animal products	<input type="text"/>	<input type="text"/>	<input type="text"/>	<input type="text"/>	<input type="text"/>	<input type="text"/>
4. Forest products	<input type="text"/>	<input type="text"/>	<input type="text"/>	<input type="text"/>	<input type="text"/>	<input type="text"/>

38. MAIN ACTIVITY OF BUSINESS ENTITY

Is the main activity of business entity holding:

	yes	no
1. Production of crop, seed and seedlings	1	0
2. Animal breeding	1	0
3. Production of crop with animal breeding	1	0
4. Agricultural services	1	0
5. Hunting and game breeding	1	0
6. Protection and utilization of forests	1	0
7. Fishery and fish farming	1	0

41. LABOUR FORCE, EDUCATIONAL ATTAINMENT, AGE AND GENDER OF REGULARLY EMPLOYED (1 June 2009 – 31 May 2010)

Educational attainment	Total by age	Age and gender											
		Less than 25		25-34		35-44		45-54		55-64		65 and more	
		Total	Female	Total	Female	Total	Female	Total	Female	Total	Female	Total	Female
1. Total	1	2	3	4	5	6	7	8	9	10	11	12	13
2. No education													
3. Unfinished primary education													
4. Primary education													
5. 3 years of agricultural secondary school													
6. 3 years of other secondary school													
7. 4 years of agricultural secondary school													
8. 4 years of other secondary school													
9. Post-secondary or higher agricultural education													
10. Post-secondary or higher other education													
11. Master studies, PhD (agriculture)													
12. Master studies, PhD (other)													

42. EMPLOYEES ACCORDING TO THE HOURS WORKED (1 June 2009 – 31 May 2010)

Regularly employed at the holding of business entity in agricultural and related activities	Seasonal and not regularly employed persons		Employees on non-regular basis	
	Total employed	Total number of working days per year converted into working day, 8 hours per day	Total employed	Total number of working days per year converted into working day, 8 hours per day
	1. Male	3	4	5
2. Female				
3. Total (1+2)				

43. DATA ON HOLDER AND/OR MANAGER OF BUSINESS ENTITY

Holder of the holding is person economically responsible for work of business entity and on whose name the business entity is operated. Manager: is natural person responsible for normal daily routines	Relation to the holder: 1. owner 2. spouse 3. relative 4. regularly employed person 5. other person	Gender: 1.male 2.female	Years of age (31 March 2010)	Educational attainment: 1.no education 2. primary education 3. secondary education 4. post-secondary or higher 5. master studies, PhD	Attained agricultural knowledge: 1.practical experience 2. courses, seminars, trainings 3. agricultural education (at least three years) 4. courses on agriculture within previous 12 months	Working hours at the holding of legal entity exclusively for agricultural activities (including processing of own products from grapes and olives) Number of working days in the reference period Average number of working hours in those days
1 Holder	1	2	3	4	5	
2 Manager						

44. CONSUMPTION OF ENERGY SOURCES (1 June 2009 – 31 May 2010)

	Type of energy source:	Yes	No	Total consumption				Consumption part at the holding for performing agricultural activity			
		1	2	3				4	5	6	7
1.	Coal, tonnes	1	0					< 25 %	25 – 50 %	51 – 75 %	> 75 %
2.	Mazout, kg	1	0					< 25 %	25 – 50 %	51 – 75 %	> 75 %
3.	Petrol, litre	1	0					< 25 %	25 – 50 %	51 – 75 %	> 75 %
4.	Light distillate, litre	1	0					< 25 %	25 – 50 %	51 – 75 %	> 75 %
5.	Firewood, m ³	1	0					< 25 %	25 – 50 %	51 – 75 %	> 75 %
6.	Ogrevno drvo, m ³	1	0					< 25 %	25 – 50 %	51 – 75 %	> 75 %
7.	Electricity, kwh	1	0					< 25 %	25 – 50 %	51 – 75 %	> 75 %
8.	Other	1	0					< 25 %	25 – 50 %	51 – 75 %	> 75 %

45. OTHER USEFUL ACTIVITIES OF BUSINESS ENTITY (1 June 2009 – 31 May 2010)

I Activities related to the holding

On holding:

	yes	no
1. Tourism and accommodation	1	0
2. Cottage industry	1	0
3. Collection :		
a) Forest fruit	1	0
b) Aromatic and medicinal plants	1	0
c) Mushrooms	1	0
4. Cutting of forest trees:		
a) For own needs	1	0
b) For sale	1	0
c) Fabrication of wood (primary processing-making of board)	1	0
5. Processing of products of vegetable origin in the holding:		
a) Own products	1	0
b) Purchased products	1	0
c) own and purchased products	1	0
6. Processing of products of animal origin in the holding		
a) Own products	1	0
b) Purchased products	1	0
c) own and purchased products	1	0

	yes	no
7. Aquaculture (fish, mollusc, crayfish, water plants)	1	0

Out of the holding:

8. Labour services with own agricultural machinery	1	0
a) for agriculture	1	0
b) for forestry	1	0
c) other services		

I/1. What is share of above mentioned activities(1-8) in the total value of holding's production %

9 Packing of own products of vegetable	1	0
--	---	---

10. Packing of own products of animal origin	1	0
--	---	---

II Activities non linked to the holding:

11. On the holding: Commercial activity (hair-dresser, insurance company, shop, etc.)	1	0
--	---	---

12. Out of the holding: other activities (activities on accounting, teacher, etc.)	1	0
---	---	---

46. SOIL CONSERVATION (1 June 2009 – 31 May 2010)

	ha	m ²
1. Winter crops (such as winter wheat)	<input type="text"/> <input type="text"/>	<input type="text"/> <input type="text"/> <input type="text"/> <input type="text"/>
2. Cover crops	<input type="text"/> <input type="text"/>	<input type="text"/> <input type="text"/> <input type="text"/> <input type="text"/>
3. Plant residues (straw or stubble)	<input type="text"/> <input type="text"/>	<input type="text"/> <input type="text"/> <input type="text"/> <input type="text"/>
4. Bare soil	<input type="text"/> <input type="text"/>	<input type="text"/> <input type="text"/> <input type="text"/> <input type="text"/>

45. LANDSCAPE FEATURES (1 June 2009 – 31 May 2010)

	Maintenance in the last 3 year		Set up during last 3 years	
	1		2	
	yes	no	yes	no
1. Hedges	1	0	1	0
2. Tree lines	1	0	1	0
3. Stone walls	1	0	1	0

48. DO YOU POSSESS BOILER-ROOM

yes no
1 0

49. DO YOU USE EQUIPMENT FOR RENEWABLE ENERGY PRODUCTION

yes no
1 0

(any kind of energy source, water, wind, sun, biomass)

The end of enumeration
 hour minute

Name and surname of person who filled the questionnaire

Administrator

/manager



Poštovani građani Crne Gore,
Monstat - Zavod za statistiku Crne Gore će u periodu
07-21. juna 2010. godine
realizovati projekat Popis poljoprivrede.
U tom periodu sva domaćinstva u Crnoj Gori će obići
popisivači, koji će se predstaviti sa ovlašćenjima orga-
nizatora Popisa i upitnicima.

Osnovni rezultati Popisa će biti podaci o:
zemljišnom fondu, stočnom fondu, poljoprivrednoj
proizvodnji, poljoprivrednim objektima u gazdinstvu,
agrotehničkim mjerama, poljoprivrednoj mehanizaciji i opremi,
organskoj poljoprivredi i licima koja učestvuju u poljoprivrednoj
proizvodnji.

Potrebno je da odgovorimo kvalitetno i pažljivo na upitnike koji će
se koristiti isključivo u svrhu dobijanja rezultata popisa.

Osim što je od nacionalnog interesa, Popis poljoprivrede je
obaveza svake članice EU, a Crna Gora je država koja preteđuje
da to postane.

Partneri na projektu Popis poljoprivrede 2010:



Crna Gora
Ministarstvo poljoprivrede,
šumarstva i vodoprivrede



Crna Gora
Uprava za nekretnine

**Sve informacije, odgovore na pitanja i primjedbe o Popisu poljoprivrede 2010.
svakim danom od 08 - 21h možete uputiti i dobiti putem telefona:
020-230-811 i 069-352-523**

