



Montenegro

A DECADE
OF INDEPENDENCE
A MILLENNIUM
OF STATEHOOD
MONTENEGRO
2016



May Montenegro live forever

Government of Montenegro
Statistical Office of Montenegro

Release

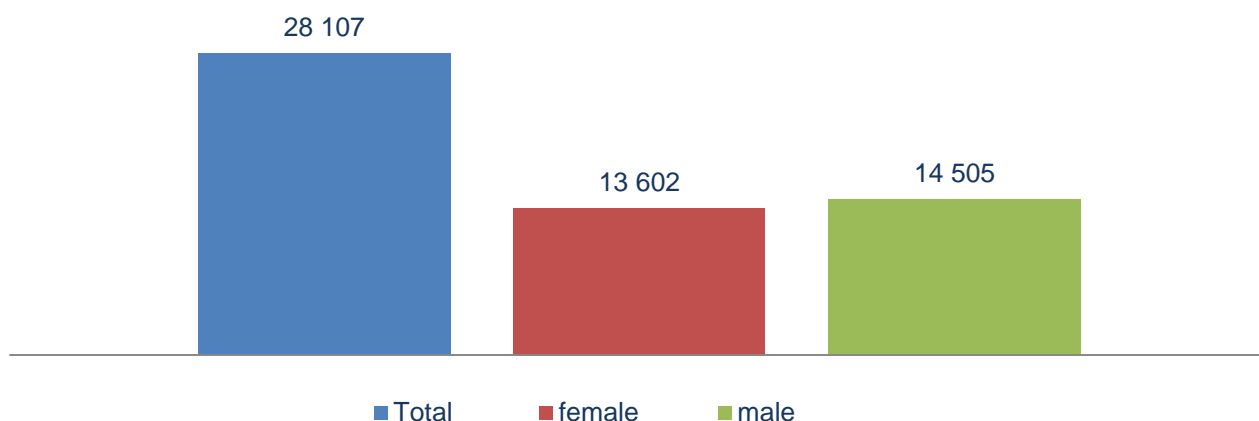
Secondary education

*Secondary schools and resource centers
- beginning of school year 2015/2016 -*

Data in release are related to the number of pupils who enrolled secondary education in Montenegro in secondary schools and resource centres at the beginning of school year 2015/16.

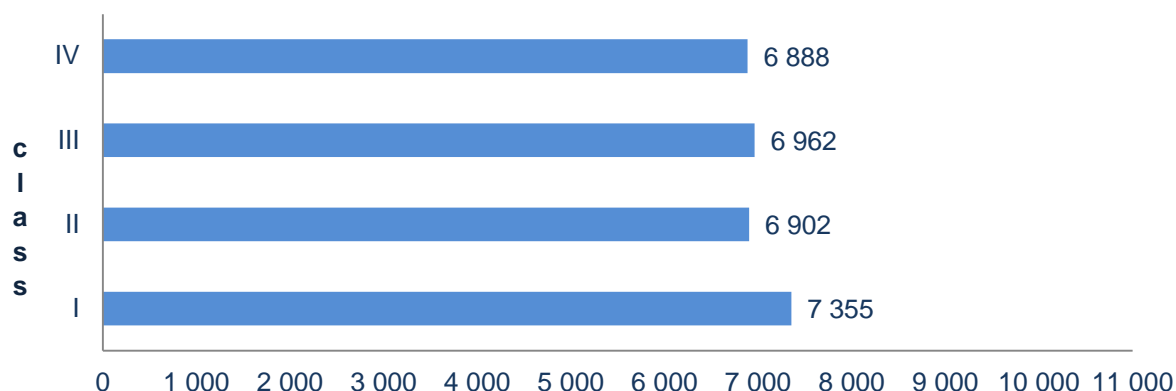
The number of pupils who enrolled secondary education in secondary schools, at the beginning of school year 2015/16 is 28 107, and in resource centres 66 pupils.

**Graph 1 Pupils who enrolled secondary education in secondary schools
- beginning of school year 2015/2016 -**



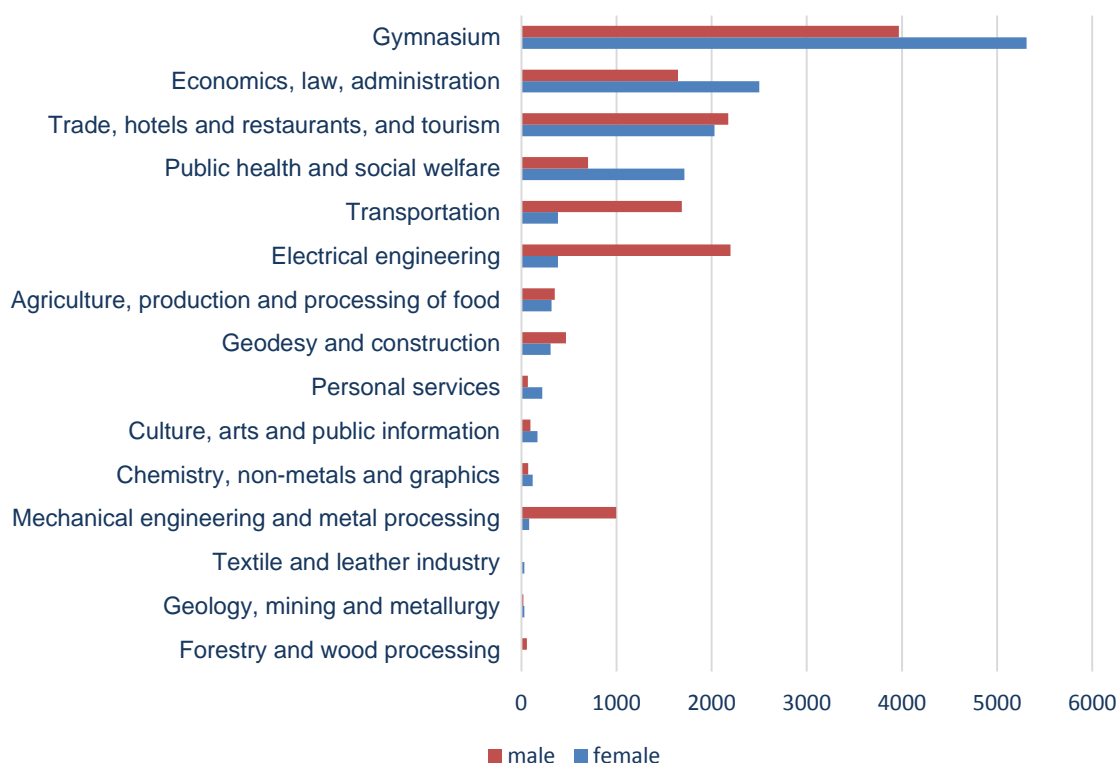
- *Of the total number of pupils who enrolled secondary school (28 107), 48.4% or 13 602 are female and 51.6% or 14 505 are male.*

**Graph 2 Pupils in secondary schools by classes
- beginning of school year 2015/2016 -**



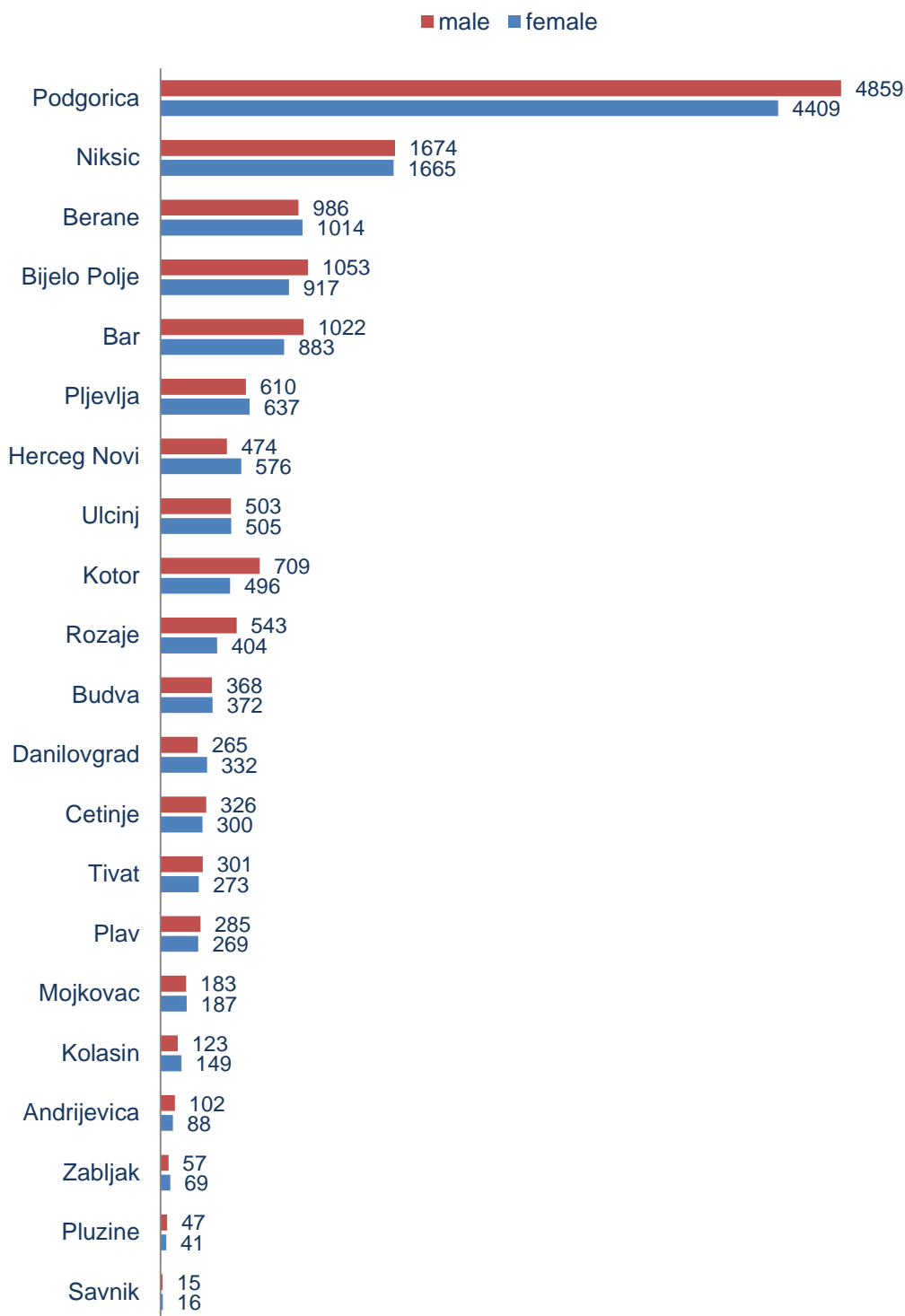
- The number of pupils enrolled in the I grade is 7 355, 47.7% or 3 510 are female and 52.3% or 3 845 are male.

**Graph 3 Pupils in secondary schools by areas of work and gender
- beginning of school year 2015/2016 -**



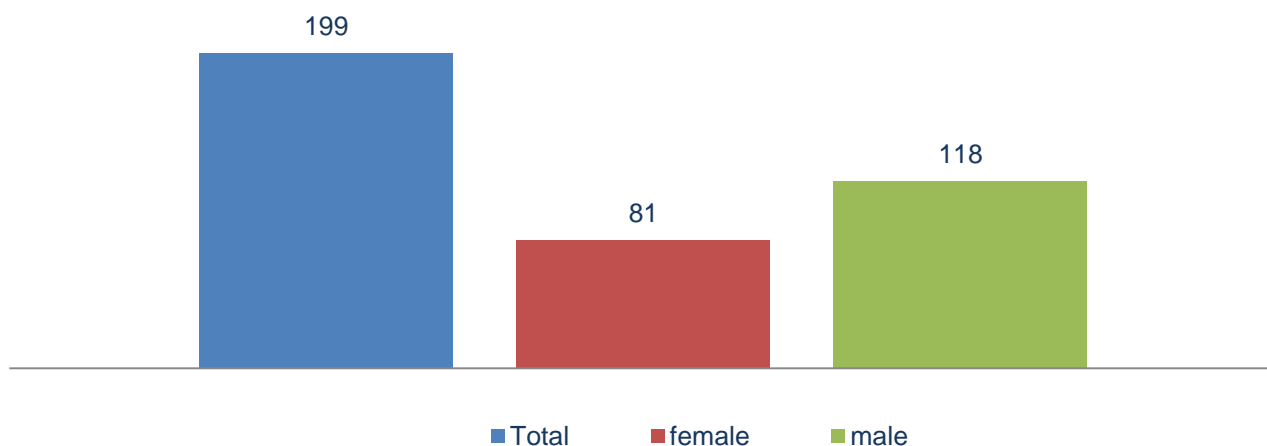
- Observing the areas of work, there are 9 276 pupils or 33% in gymnasium; trade, hotels, and tourism 4 203 or 15%; economy, law, and administration 4 144 or 14.7%; while other areas of work makes 37.3%.

**Graph 4 Pupils in secondary schools by gender and municipalities
- beginning of school year 2015/2016 -**



- The highest number of secondary school pupils is in Podgorica, 33%, while there are only 1.5% of the total number of secondary school pupils, in Andrijevica, Savnik, Pluzine, and Zabljak.

**Graph 5 Pupils with special educational needs who enrolled secondary education
- beginning of school year 2015/2016 –**



- *Secondary education pupils with special education needs (in regular classes) and resource centres enrolled 199 pupils. Of that number, the female are 81 (40.7%), while 118 male (59.3%).*
- *133 pupils with special educational needs enrolled secondary education in regular classes of secondary schools, while 66 pupils of secondary education enrolled in resource centres.*

METHODOLOGICAL EXPLANATIONS

The data on secondary education in this release refer to the beginning of school year 2015/2016, and they are results of statistical processing of the Ministry of Education database (Ministry of Education Information System – MEIS).

The statistical survey covered all secondary schools and resource centres that work in accordance with the programme of Ministry of Education.

Secondary education provides acquiring knowledge and skills necessary to be included at the labour market or to continue the secondary education. The secondary education is not compulsory education.

The secondary school can be gymnasium, art or vocational school.

Gymnasium provides a general education in the area of natural and social sciences aimed at to continue the education. The education in gymnasium lasts for four years.

Art school provides obtaining the fourth level of educational attainment in the area of music and ballet. The education lasts for four years.

Vocational four-year school provides the fourth level of educational attainment, i.e. secondary education for work and further education. Three-year vocational schools provide the third level of educational attainment.

Children with special educational needs: children with physical, mental and sensor difficulties behaviour disturbance; severe chronically diseases; emotional disturbances; combined difficulties; long time ill children and other children having difficulties in studying who need education according to educational program with adjusted teaching performance and additional professional assistance or special educational program

Release No. 69

Podgorica, 22 April 2016

Published and printed by Statistical Office of Montenegro - MONSTAT

81000 Podgorica, IV Proleterske 2, Phone (+382) 20 230 811, Fax (+382) 20 230 814

Release prepared by:

Department for demography statistics, education, culture and justice

Phone +382-20-231 004

e-mail: contact@monstat.org

When using these data please indicate the source
